
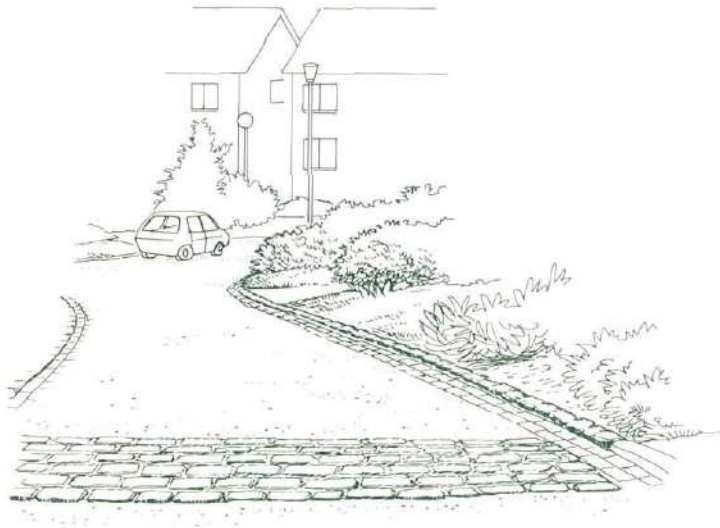


4

Materials - Roads



Surface Materials

4.4.1 One of the most important features of any housing estate is the quality, scale and durability of the surface materials used. For instance, Standard (127x254mm) highway kerbs with 125mm upstand may be considered appropriate for Distributor Roads but they are quite out of place when used for Shared Surface roads, for example, where Granite Setts are more effective and pleasing in appearance. In addition, surface dressing of Shared Surface roads will express the traditional 'Suffolk' country lane.

4.4.2 Hot Rolled Asphalt (HRA) will not be acceptable on Shared Surface roads from a road safety point of view because it is of the utmost importance that drivers of motor vehicles are aware that they are on a road which is shared by pedestrians and vehicles alike and HRA will not convey this message.

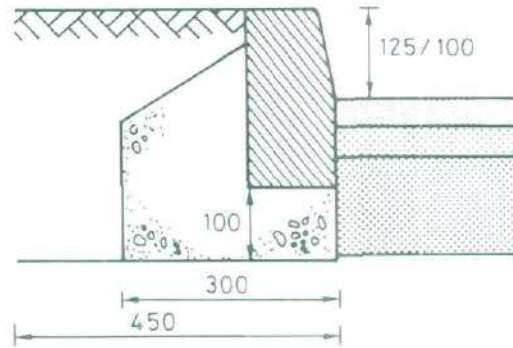
Concrete Block Paving

4.4.3. The use of concrete blocks for the surface of carriageways and footways will be acceptable within residential areas provided that :-

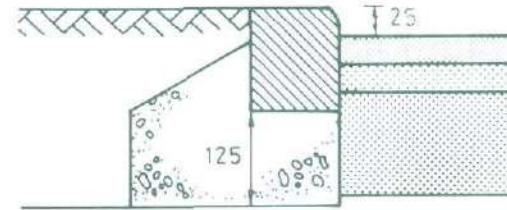
- The use is restricted to rectangular block measuring 200 x 100 x 80mm on carriageways and 65mm on footways.
- There may be instances where the use of 400 x 400 x 65mm module blocks will be accepted.
- The choice of colours will be restricted to red, charcoal, buff, brindle-type and natural.

Blocks to be laid in accordance with BS 6717 Part 3.

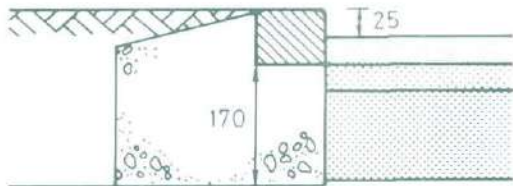
Kerb Details



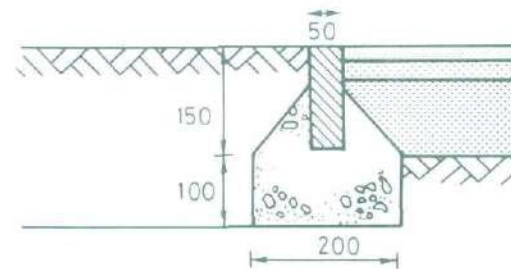
127 x 254 Kerb (half battered)
 used for Distributor Roads
 Major Access Roads
 Minor Access Roads (100 mm)



127 x 150 Kerb
 used for Mews Court and
 alternative for Shared Surface Roads



Granite Sett
 for Shared Surface Roads



Footway/Footpath edge

All dimensions in mm