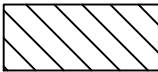




NOTES

1. It is an offence to carry out any works within the public highway without permission of the Highway Authority.
2. Any conditions which the Local Planning Authority may give referring to this drawing do NOT give the applicant permission to carry out works within the Public Highway.
3. Unless otherwise agreed in writing all works within the Highway will be carried out by the County Council at the applicant's expense.
4. To gain permission to construct, Suffolk Highways must be contacted. Information is shown opposite.
5.  Area to be constructed to the satisfaction of the Local Planning Authority in consultation with the County Council as Highway Authority.
6.  Area to be properly surfaced with a bound material for a minimum of 5m from edge of highway boundary.
7. Sustainable drainage is required to prevent surface water entering the Highway.
8. Gate should be set back at least 5m from channel of carriageway and open inwards.
9.  Area to be properly surfaced with a bound material for a minimum of 5m from edge of highway boundary.

		Single access	Shared access
Entrance Width	V	3	4.5

CONTACT INFORMATION

Contact Suffolk Highways via:
 customer.service@suffolk.gov.uk or
 tel: 0345 606 6067



Growth, Highways and Infrastructure
 Suffolk County Council
 Endeavour House,
 8 Russell Road
 Ipswich
 IP1 2BX

DOMESTIC VEHICULAR ACCESS OVER FOOTWAY
 Without pedestrian visibility requirement
 (where setback/ restricted frontage height secures visibility)

REV.	DESCRIPTION	CHECKED	DATE
A	Contact informaion changed	Sm	08/17

	INIT.	DATE	PROJECT TITLE	
ORIGINATOR	REH	03/15	DEVELOPMENT MANAGEMENT DRAWINGS	
CHECKER	SDB	03/15	SCALE	DATE
DESIGNER	SDB	03/15	Not to Scale	March 2015
REVIEWER	CAG	03/15	DRAWING No. DM11	