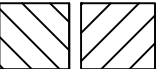




**NOTES**

1. It is an offence to carry out any works within the public highway without permission of the Highway Authority.
2. Any conditions which the Local Planning Authority may give referring to this drawing do NOT give the applicant permission to carry out works within the Public Highway.
3. Unless otherwise agreed in writing all works within the Highway will be carried out by the County Council at the applicant's expense.
4. To gain permission to construct, contact Suffolk Highways. Information shown opposite.
5.  Area to be constructed to the satisfaction of the Local Planning Authority in consultation with the County Council as Highway Authority.
6.  Visibility Splay areas to be free from all obstructions to visibility exceeding h above carriageway level.
7. Sustainable drainage is required to prevent surface water entering the Highway.
8. Gate should be set back at least 5m from channel of carriageway and open inwards.
9. Where the footway width is 1.8m or greater, a pedestrian friendly route shall be provided as wide as possible within the following constraints: The pedestrian friendly route should have a maximum gradient of 1 in 40 and should be at least 0.9m in width. The up ramp should have a gradient of between 1 in 12 and 1 in 20 (over a maximum width of 1.5m).
10.  Area to be properly surfaced with a bound material min of 5m from edge of highway boundary.

**LAYOUT DM10**

Dimensions in Metres (min):		
Visibility Height	h	0.6
Visibility Splay Set Back	X	2.4**

\*\* Unless conditioned otherwise

		Single access	Shared access
Entrance Width	V	3	4.5

Speed limit:		30mph (MfS)*	30mph (where MfS* does not apply)	40mph	50mph	60mph
Visibility Splay	Y1 & Y2	43/59#	90	120	160	215

\* MfS Manual for Streets – SCC can advise where these standards apply.  
 # 43m is appropriate where actual speeds are considered to be within the 30mph speed limit. 59m includes an allowance of a small margin for speeds in excess of the speed limit.

**CONTACT INFORMATION**

Contact Suffolk Highways via:  
 customer.service@suffolk.gov.uk or  
 tel: 0345 606 6067



Growth, Highways and Infrastructure  
 Suffolk County Council  
 Endeavour House,  
 8 Russell Road  
 Ipswich  
 IP1 2BX

**DOMESTIC VEHICULAR ACCESS LAYOUT**  
 With pedestrian visibility requirements

REV.	DESCRIPTION	CHECKED	DATE
A	Drawing Revision	SDB	10/14
B	Update to Note 10	BC	01/15
C	Contact information changed	SM	08/17

	INIT.	DATE	PROJECT TITLE
ORIGINATOR	REH	09/12	DEVELOPMENT MANAGEMENT DRAWINGS
CHECKER	JN	09/12	SCALE DATE
DESIGNER	SDB	09/12	Not to Scale Sept 2012
REVIEWER	CAG	09/12	DRAWING No. DM10