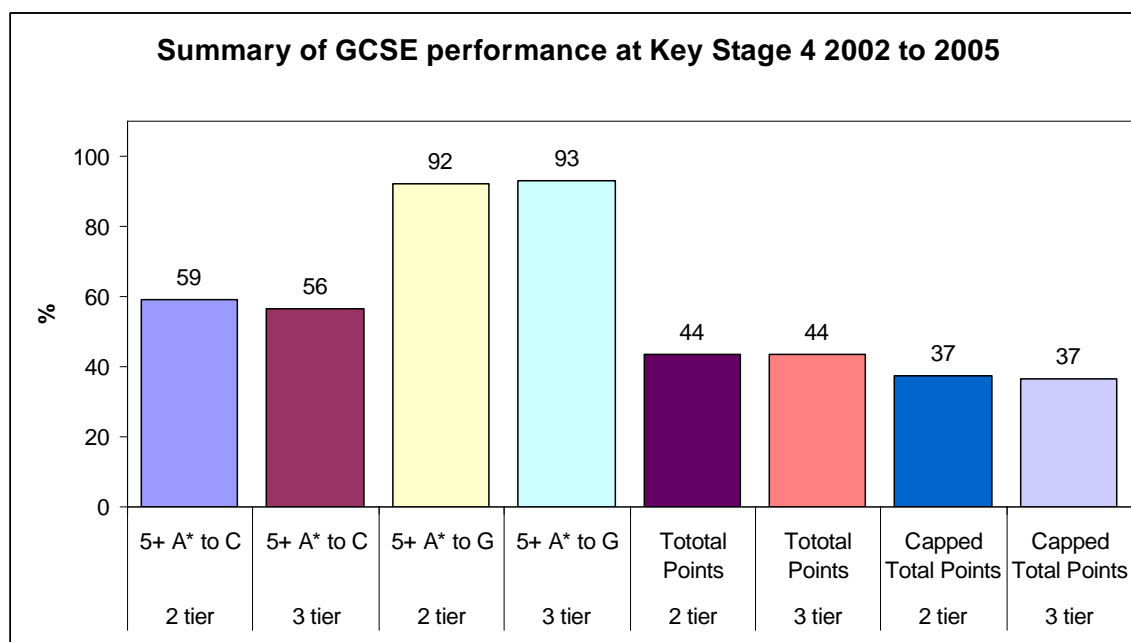


## ANNEX 12

### Key Stage 4 attainment in the 2 and 3 tier systems in Suffolk 2002 to 2005



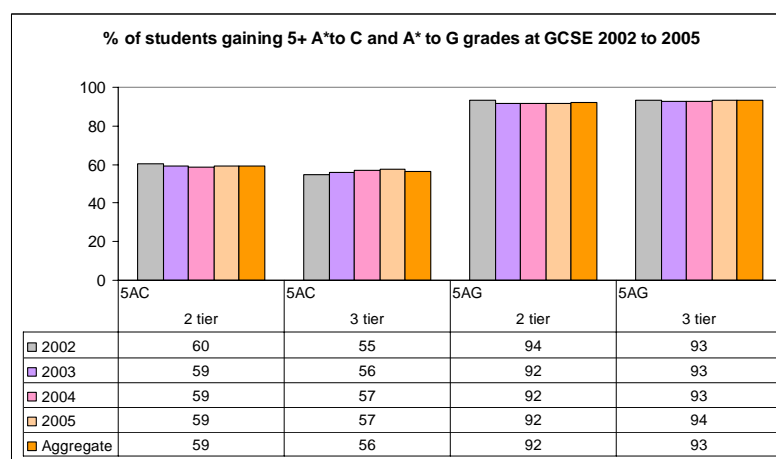
Over a four year period the main significant difference between the 2 and 3 tier systems is found at A\* to C grades where the 2 tier system performs better by 3%. This equates to about 130 students each year missing the 5+ A\* to C threshold in the 3 tier system when compared to the 2 tier system.

#### 5+ A\* - C grades

Over the last two years, the difference has narrowed to 2% with the 2 tier system outperforming the 3 tier. Aggregating the past 4 years, the gap is 3%.

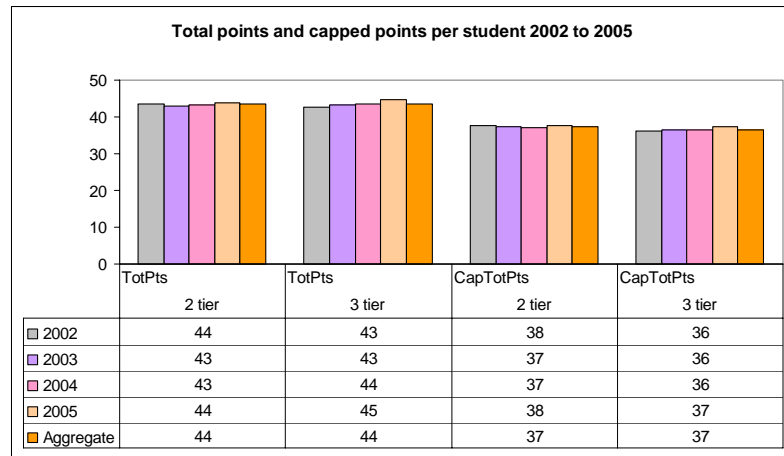
#### 5+ A\* - G grades

There is no significant difference between the two systems.



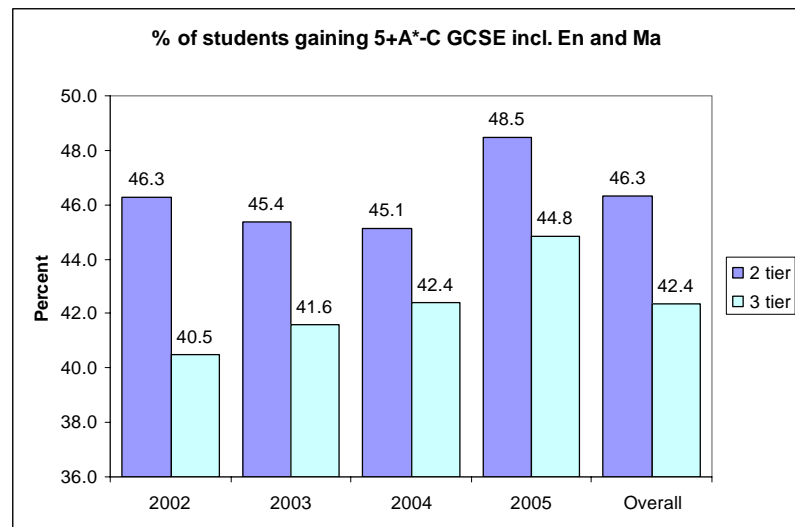
### Total point score and capped points per student

There is no significant difference between the two systems for either of these measures.



### Percentage of students gaining 5+ A\* to C grades

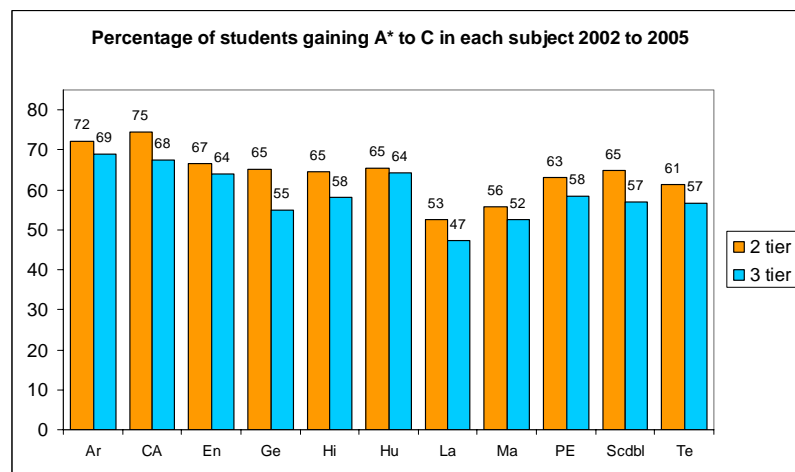
The 2 tier system performs significantly better with an aggregate of 4% more students achieving against this measure over a four year period.



### Performance at A\* to C grades in individual subjects

There are significant differences in performance in all major subjects.

There are no subjects where GCSE performance is better at A\* to C grades in the 3 tier system



*Art, Creative Arts, English, Geography, History, Humanities, (Modern Foreign) Language, Maths, PE, Double Science Award and Technology are included.*

*NB Science double award is not taken in all schools*

## Key Stage 4 attainment in the 2 and 3 tier systems in Suffolk 2002 to 2005

The number of candidates entered each year is shown for each subject

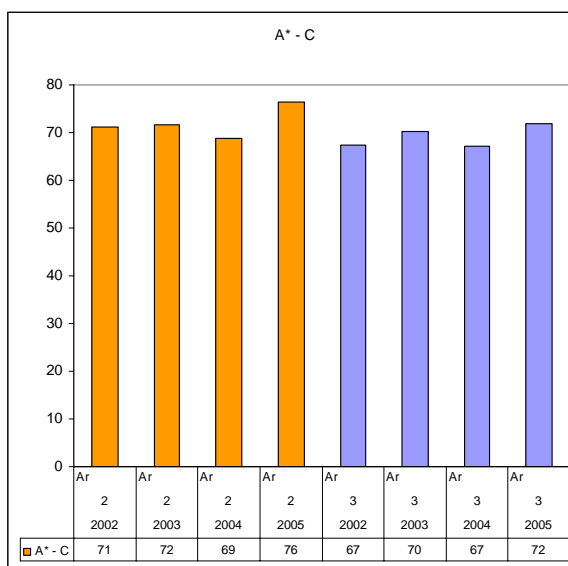
### Art

#### 2 tier entries

1042	2002
1052	2003
1055	2004
1073	2005

#### 3 tier entries

1604	2002
1287	2003
1159	2004
1161	2005



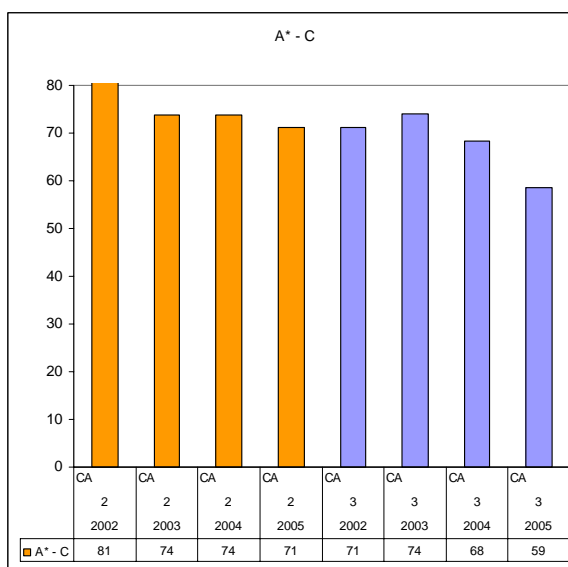
### Creative Arts

#### 2 tier entries

265	2002
313	2003
316	2004
345	2005

#### 3 tier entries

354	2002
351	2003
404	2004
425	2005



### English

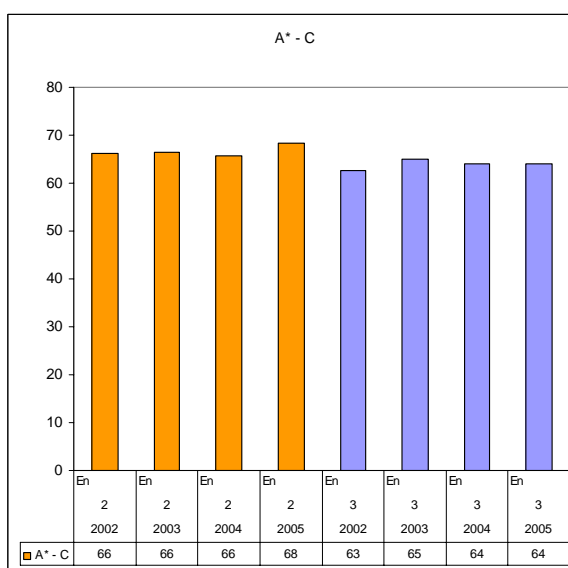
*Includes English Language and English Literature*

#### 2 tier entries

6564	2002
6824	2003
7144	2004
6939	2005

#### 3 tier entries

8006	2002
8490	2003
9114	2004
9117	2005



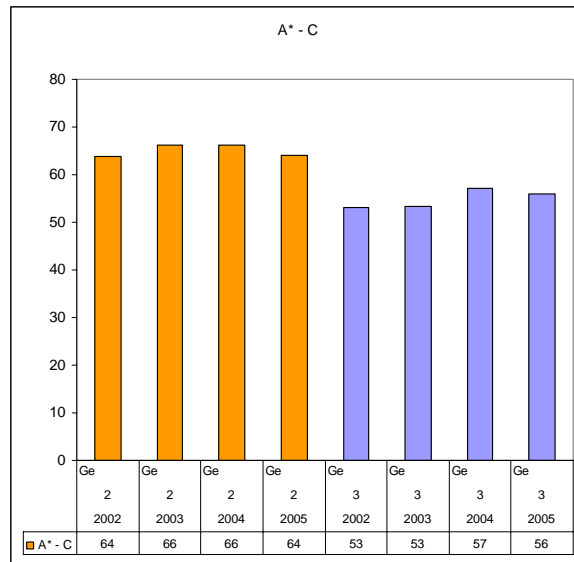
## Geography

### 2 tier entries

1379	2002
1412	2003
1449	2004
1489	2005

### 3 tier entries

1793	2002
1504	2003
1593	2004
1419	2005



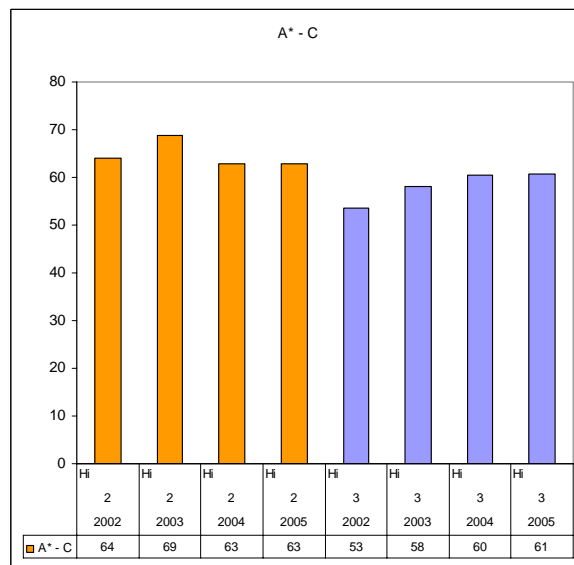
## History

### 2 tier entries

1248	2002
1275	2003
1315	2004
1293	2005

### 3 tier entries

1601	2002
1554	2003
1804	2004
1682	2005



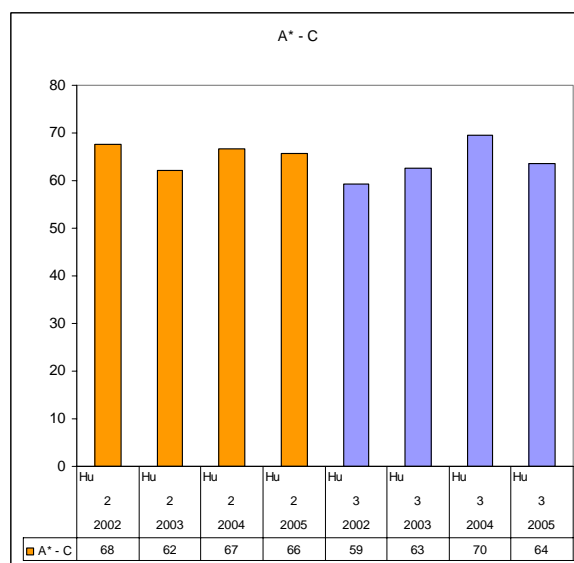
## Humanities

### 2 tier entries

417	2002
493	2003
637	2004
788	2005

### 3 tier entries

569	2002
607	2003
765	2004
770	2005



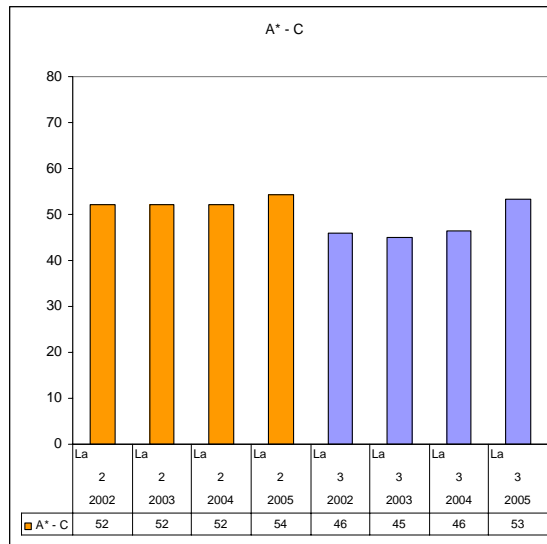
## Modern Foreign Languages

2 tier entries

2889	2002
2783	2003
2857	2004
2450	2005

3 tier entries

3452	2002
3376	2003
3093	2004
2625	2005



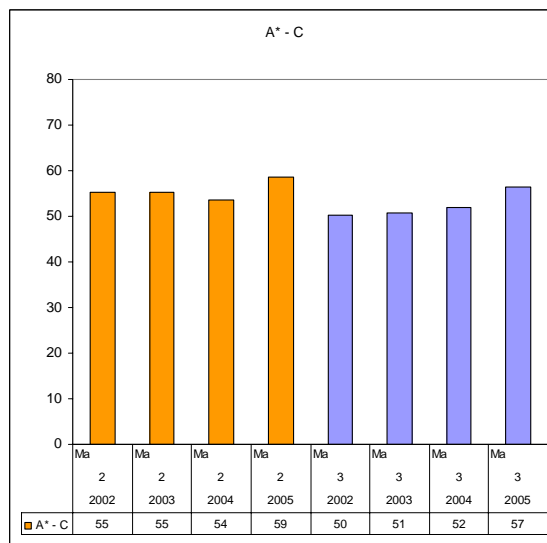
## Mathematics

2 tier entries

3072	2002
3175	2003
3436	2004
3434	2005

3 tier entries

3923	2002
4093	2003
4399	2004
4659	2005



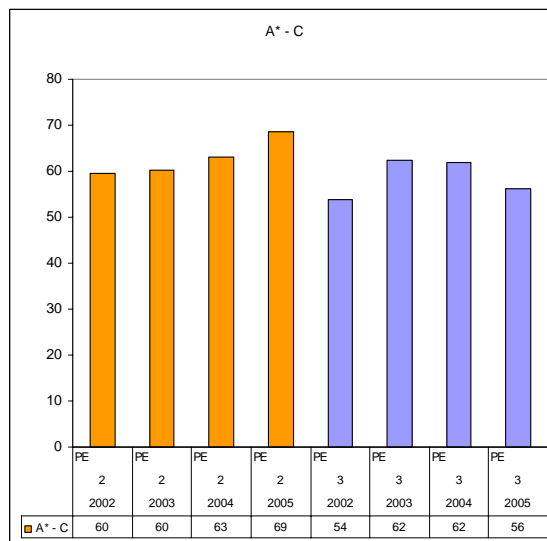
## Physical Education

2 tier entries

663	2002
656	2003
733	2004
790	2005

3 tier entries

629	2002
616	2003
789	2004
1069	2005



## Double Science Award

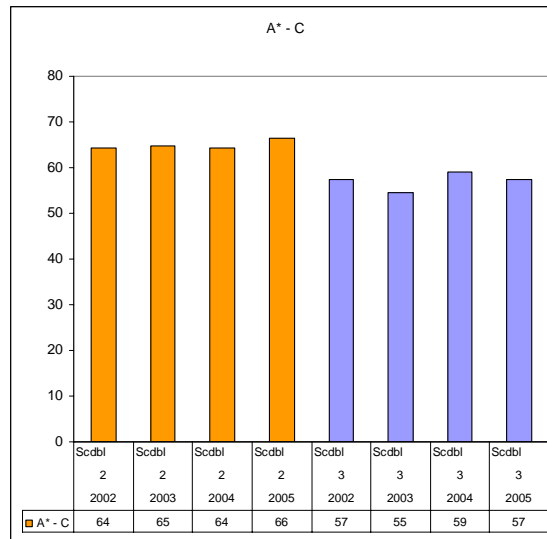
Science only includes the double award and takes no account of separate sciences.

### 2 tier entries

5945	2002
6235	2003
6516	2004
6297	2005

### 3 tier entries

7625	2002
7918	2003
7920	2004
7990	2005



## Technology

### 2 tier entries

3275	2002
3203	2003
3269	2004
3235	2005

### 3 tier entries

4110	2002
4013	2003
3939	2004
3469	2005

