





Suffolk
County Council


Lucy Robinson. Director of Environment & Transport
Endeavour House, 8 Russell Road, Ipswich, Suffolk. IP1 2BX.


Scale 1:15000
Ordnance Survey Landline 29 March 2001
This map is based upon Ordnance Survey material with the permission of Ordnance Survey on behalf of the Controller of Her Majesty's Stationery Office © Crown copyright. Unauthorised reproduction infringes Crown copyright and may lead to prosecution or civil proceedings.
Suffolk County Council Licence No. 100023395 2010

Hundred Lane Network - Permanent TRO

**Permanent TRO - Motor vehicles & horse-drawn vehicles prohibited**

**Permanent TRO - Motor vehicles prohibited**

**Parish Boundary**



W
N
E
S