

Fire – make your home safe



Easy Read



**FIRE
KILLS**

LET'S PREVENT IT

Fire – make your home safe


Did you know...?

- A working smoke alarm could save you in a fire.
- 42 people die each year because their smoke alarm is not working.
- Most fires start when people are cooking.
- Every 6 days someone dies in a home fire started by a cigarette.
- Faulty electrics cause about 4,000 fires in the home each year.

Keep your home and family safe

- Get smoke alarms.
- Put them up.
- Check they work.

Smoke alarms save lives.



Check your smoke alarms are safe

When you buy smoke alarms, check they have these 2 marks:



Getting help to pick your smoke alarms

If you do not know which smoke alarms to choose, ask the fire station. They can help you.





Check your smoke alarms work

At least once a month, press the button on your smoke alarms to check they still work.

If you press the button and there is no sound, change the batteries.


If your smoke alarm goes off by mistake, do not take out the batteries. Just wait for it to stop.



Put your smoke alarms in the right place


Do not put a smoke alarm in a kitchen or in a bathroom.

The best place is on the ceiling in a hallway and where you can hear them when asleep. If your home has more than 1 floor, put a smoke alarm on each landing.




What if the smoke alarm starts beeping

If the smoke alarm starts making a slow beep – beep – beep sound, it is time to change the batteries.



Make sure fires do not start



People get hurt in fires and some die.



Follow the tips on the next pages to help stop fires in your home.

In the kitchen

Keep children out of the kitchen when you are cooking. They may knock over a pan and get hurt.




In the kitchen


Stay in the kitchen if you are cooking with fat.
Fat can set on fire easily.

If the fat gets too hot and starts to smoke,
turn off the cooker and leave it to cool.

Never put water onto hot fat.



Never turn away from
cooking fat



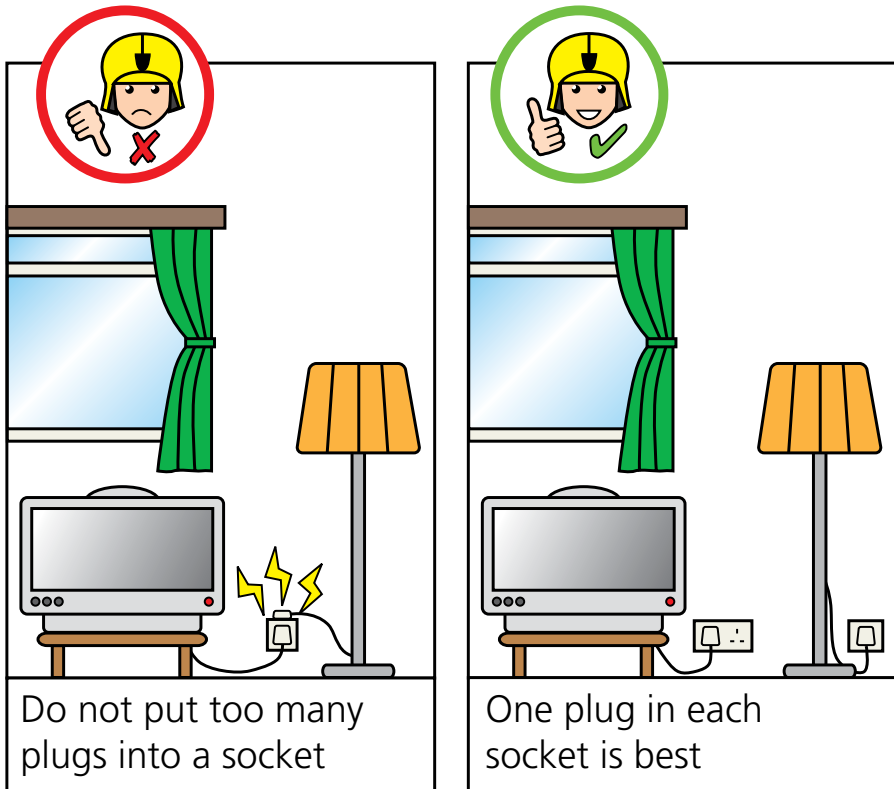
Always watch the pan
when cooking with fat

Use plugs safely

If you put too many plugs in 1 socket it can start a fire.

1 plug in each socket is best.

This is **very** important for things that use a lot of electricity. For example, washing machines and electric fires.




Check for broken plugs and wires

Check for hot plugs or plugs with dark marks.
Check for wires that are loose or broken.

If you find any

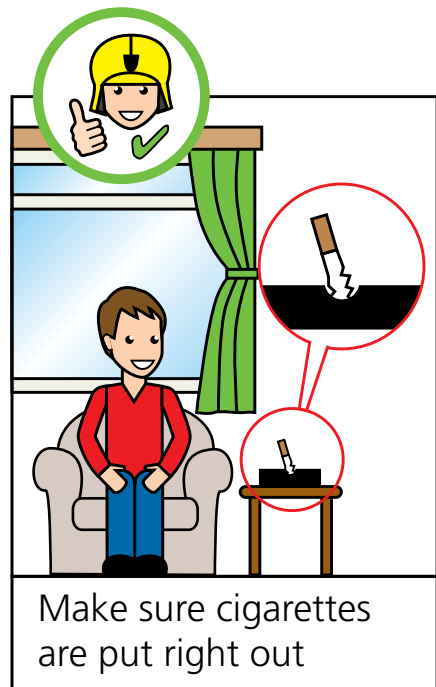
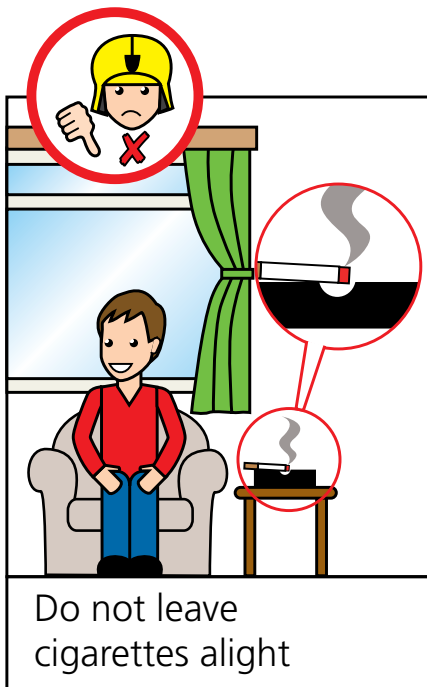
- Take the plugs out of the socket.
- Get them looked at by an electrician.



Cigarettes

Cigarettes start a lot of fires. When you finish a cigarette, make sure it is **right** out.


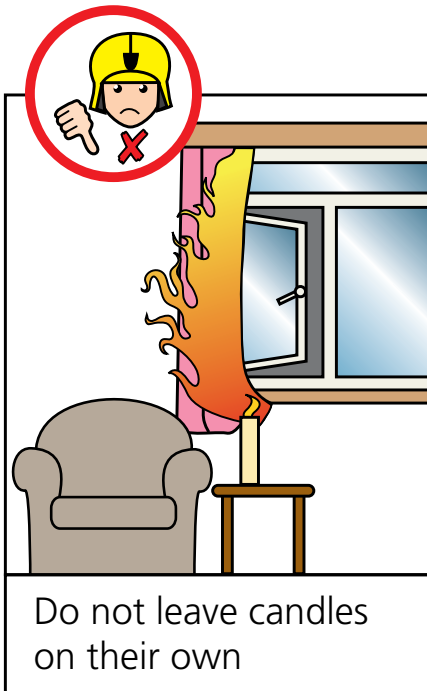
It is safer to smoke outdoors. You still need to put your cigarette right out.



Candles

Put candles in a holder.

Keep candles away from things that may burn.
For example, curtains and papers.




Think about how to get out safely

A smoke alarm will warn you about a fire.

Make sure you have a plan if your smoke alarm goes off.

These pages tell you how to make a plan.




Make a plan to get out fast

If your smoke alarm goes off, you must get out fast.

Make a plan for getting out. Tell your family about it.


Everyone should know where the keys are.
Keep things away from doors and windows.



Phone 999 for the fire and rescue service

Do not try to put out a fire yourself.

Phone 999 and ask for the fire and rescue service.
Be ready to tell them where you live.



If your clothes are on fire

Do not run about, it will make the fire worse.

Lie down and roll around. The fire will get smaller.
Use a coat to put out the rest of the fire.


Remember – stop, drop and roll.



What if you cannot get out

If you cannot get out of the house, go into one room. Then phone 999 and say which room you are in.

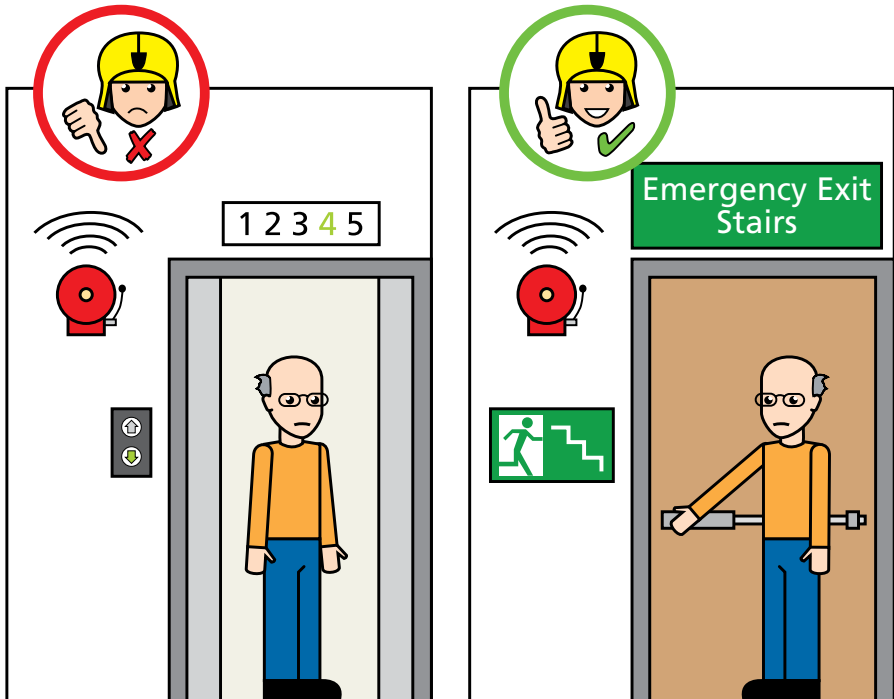
The fire and rescue service will tell you what to do and they will get there as fast as they can.



What to do if you are high up

If you are high up, do not use the lifts.
Do not go on the balcony.


If you can, go down the stairs.



Do these checks before you go to bed


A lot of fires start at night. Do some checks before you go to bed.

Look at the list of checks we have made.
It is on the next page.



Bed time checks

- Close all the inside doors.
Closed doors slow down a fire.
- Un-plug things that use electricity.
But not things like fridges and freezers.
- Check the cooker is off.
- Do not leave the washer on at night.
- Turn off heaters.
- Put a fire-guard around the fire place.
- Check the doors to the outside are clear.
- Put keys where everyone can find them.
- Put candles and cigarettes out properly.




SMOKE ALARMS

**SAVE
LIVES**

In the event of a fire, get out, stay out and call 999. **For advice specific to you and your home, visit www.ohfsc.co.uk and complete your own home fire safety check.**

FS069ER ©Crown Copyright 2021.
Published by the Home Office. November 2021.
Version 4

ISBN 978-1409846086



9 781409 846086