





LAYOUT DM09

NOTES

- It is an offence to carry out any works within the public highway without permission of the Highway Authority.
- Any conditions which the Local Planning Authority may give referring to this drawing do NOT give the applicant permission to carry out works within the Public Highway.
- Unless otherwise agreed in writing all works within the Highway will be carried out by the County Council at the applicant's expense.
- To gain permission to construct, contact Suffolk Highways. Information shown opposite.
- 
 Area to be constructed to the satisfaction of the Local Planning Authority in consultation with the County Council as Highway Authority.
-  Visibility Splay areas to be free from all obstructions to visibility exceeding h above carriageway level.
- Sustainable drainage is required to prevent surface water entering the Highway.
- Gate should be set back at least 5m from channel of carriageway and open inwards.
- Where the footway width is 1.8m or greater, a pedestrian friendly route shall be provided as wide as possible within the following constraints: The pedestrian friendly route should have a maximum gradient of 1 in 40 and should be at least 0.9m in width. The up ramp should have a gradient of between 1 in 12 and 1 in 20 (over a maximum width of 1.5m).
-  Area to be properly surfaced with a bound material min of 5m from edge of highway boundary.

Dimensions in Metres (min):		
Visibility Height	h	0.6
Visibility Splay	X	2.4**
Set Back		

** Unless conditioned otherwise

		Single access	Shared access
Entrance Width	V	3	4.5

Speed limit:		30mph (MfS)*	30mph (where MfS* does not apply)	40mph	50mph	60mph
Visibility Splay	Y1 & Y2	43/59#	90	120	160	215

* MfS Manual for Streets – SCC can advise where these standards apply.

43m is appropriate where actual speeds are considered to be within the 30mph speed limit. 59m includes an allowance of a small margin for speeds in excess of the speed limit or to be agreed.

CONTACT INFORMATION

Contact Suffolk Highways via:
customer.service@suffolk.gov.uk or
tel: 0345 606 6067



Growth, Highways and Infrastructure
Suffolk County Council
Endeavour House,
8 Russell Road
Ipswich
IP1 2BX

DOMESTIC VEHICULAR ACCESS OVER FOOTWAY
Without pedestrian visibility requirement
(where footway width >1.8m)

REV.	DESCRIPTION	CHECKED	DATE
A	Update to Note 10	BC	02/15
B	Contact information changed	SM	08/17

INIT.	DATE	PROJECT TITLE	
ORIGINATOR	REH	02/15	DEVELOPMENT MANAGEMENT
CHECKER	SDB	02/15	DRAWINGS
DESIGNER	SDB	02/15	SCALE Not to Scale
REVIEWER	CAG	02/15	DATE Feb 2015
		DRAWING No. DM09	