Suffolk County Council

IPSWICH NORTHERN ROUTES

Local Model Validation Report

INR-LMVR
AUGUST 2019

PUBLIC

Suffolk County **Council**

IPSWICH NORTHERN ROUTES

Local Model Validation Report

TYPE OF DOCUMENT (VERSION) PUBLIC

PROJECT NO. 70044285

OUR REF. NO. INR-LMVR

DATE: AUGUST 2019

Suffolk County **Council**

IPSWICH NORTHERN ROUTES

Local Model Validation Report

WSP

62-64 Hills Road
Cambridge
CB2 1LA

Phone: +44 1223 558 050

Fax: +44 1223 558 051

WSP.com

QUALITY CONTROL

Issue/revision	First issue	Revision 1	Revision 2	Revision 3
Date	20/08/2019	23/08/2019		
Prepared by	LL	LL		
Signature				
Checked by	SL, PBB	SK, PBB		
Signature				
Authorised by	Matt Chilvers	Matt Chilvers		
Signature				
Project number	70044285	7004285		
Version number	1.0	1.2		

CONTENTS

1. INTRODUCTION 1

1.1. BACKGROUND 1
1.2. MODEL PURPOSE 1
1.3. PURPOSE OF THIS REPORT 1
1.4. REPORT STRUCTURE 1

2. LOCAL MODEL DETAIL 3

2.1. SUFFOLK COUNTY TRANSPORT MODEL 3
2.2. AREA OF IMPACT 4

3. DATA COLLECTION 5

3.2. LINK FLOW DATA 7
3.3. MANUAL CLASSIFIED TURNING COUNT AND QUEUE LENGTH DATA 8
3.4. TRAVEL TIME DATA 9
3.5. COUNT DATA ADJUSTMENT TO 2016 BASE YEAR 10
3.6. SCREENLINE FOR IPSWICH NORTHERN ROUTES 10

4. MODEL DEVELOPMENT 12

4.2. LINK LENGTH ADJUSTMENTS 12
4.3. JUNCTION CODING 12
4.4. A14 SPEED FLOW CURVE 12
4.5. GENERALISED COST PARAMETERS UPDATED 13
4.6. MATRIX ESTIMATION 14
4.7. NEW SATURN VERSION 14

5. CALIBRATION & VALIDATION 15

5.2. IMPACT OF MATRIX ESTIMATION 15

5.3. CONVERGENCE CRITERIA 17
5.4. CONVERGENCE RESULTS 18
5.5. FLOW CALIBRATION AND VALIDATION CRITERIA 19
5.6. FLOW CALIBRATION AND VALIDATION PERFORMANCE 20
5.7. JOURNEY TIME VALIDATION CRITERIA 25
5.8. JOURNEY TIME PERFORMANCE 25
5.9. SCREENLINE VALIDATION CRITERIA 29
5.10. SCREENLINE VALIDATION PERFORMANCE 30

6. SUMMARY OF MODEL DEVELOPMENT, STANDARDS ACHIEVED AND FITNESS FOR PURPOSE 32

6.1. SUMMARY OF MODEL DEVELOPMENT 32
6.2. SUMMARY OF STANDARDS ACHIEVED 32
6.3. ASSESSMENT OF FITNESS FOR PURPOSE 33

TABLES

Table 3-1 – Locations of link flow data collection 7
Table 3-2 – Journey Time Routes 9
Table 3-3 – Factors applied to convert 2018 count data to 2016 10
Table 4-1 – Additional SCTM Speed Flow Curves 13
Table 4-2 - % HGV and average speed parameters used to calculate generalised costs 13
Table 4-3 – Generalised Cost Parameters 14
Table 5-1 – ME Regression Statistics - AM Peak 15
Table 5-2 – ME Regression Statistics - Inter Peak 16
Table 5-3 ME Regression Statistics - PM Peak 17
Table 5-4 – Convergence Criteria 18
Table 5-5 – AM Peak Convergence results 18
Table 5-6 – Inter Peak Convergence results 19
Table 5-7 – PM Peak Convergence Results 19

Table 5-8 – Link Acceptability 20
Table 5-9 – GEH statistic for whole model (post INR adjustments) 20
Table 5-10 - AM Peak - All User Classes – Model AOI – Flow Test Calibration and Validation 21
Table 5-11 - AM Peak – All User Classes – Model AOI – GEH Test Calibration and Validation 21
Table 5-12 - Inter Peak - All User Classes – Model AOI – Flow Test Calibration and Validation 22
Table 5-13 - Inter Peak – All User Classes – Model AOI – GEH Test Calibration and Validation 23
Table 5-14 - PM Peak - All User Classes – Model AOI – Flow Test Calibration and Validation 23
Table 5-15 - PM Peak – All User Classes – Model AOI – GEH Test Calibration and Validation 24
Table 5-16 – Link Acceptability Criteria – All User Classes – Whole Model Area 24
Table 5-17 – Link Acceptability Criteria – All User Classes – AOI 25
Table 5-18 – Journey Time Acceptability 25
Table 5-19 - AM Peak Journey Time Route Performance - Validation 26
Table 5-20 - Inter Peak Journey Time Route Performance - Validation 27
Table 5-21 - PM Peak Journey Time Route Performance - Validation 28
Table 5-22 – Overall journey time performance within AOI 29
Table 5-23 – Overall journey time performance for whole model 29
Table 5-24 – Screenline acceptability 29
Table 5-25 - AM Peak - Screenline validation 30
Table 5-26 - Inter Peak - Screenline validation 30
Table 5-27 - PM Peak - Screenline validation 30
Table 5-28 – Summary of all screenline performance 31

FIGURES

Figure 1 - SCTM Model Area 3
Figure 2 - Area of Impact (AOI) 4

Figure 3 – Existing Survey Data 6
Figure 4 - Traffic Count Locations 8
Figure 5 – Additional AOI Journey Time Route Locations 9
Figure 6 – Additional AOI Screenline location 11

APPENDICES

APPENDIX A
LINK COUNT PERFORMANCE
APPENDIX B
JOURNEY TIME ROUTE PERFORMANCE SUMMARY
APPENDIX C
SCREENLINE SUMMARY

1. INTRODUCTION

1.1. BACKGROUND

1.1.1. WSP has been commissioned by Suffolk County Council (SCC) to undertake strategic modelling of proposals for Ipswich Northern Routes. This modelling is based upon the Suffolk County Transport Model (SCTM) that was developed in 2017 with the aim that it would become a multi-purpose transport modelling tool for SCC to test a range of potential transport schemes and policies.

1.1.2. The SCTM was developed to an extent that it is able to serve as a high-level strategic assessment tool for many applications. However, no strategic model is capable of representing a whole county in fine detail, so the level of detail required for each application should be reviewed prior to testing. It may be necessary to enhance a particular local area for a specific testing purpose. The model has been enhanced in the area surrounding the Northern Routes study area for this study

1.1.3. This Local Model Validation Report (LMVR) details a review of the 2017 validated SCTM with regards to its fitness for purpose as a base for testing of Ipswich Northern Routes proposals. Details of the full county model development, methodologies and performance are set out within the Suffolk County Transport Model (SCTM) Highway Local Model Validation Report, December 2017 and should be read in conjunction with this report.

1.2. MODEL PURPOSE

1.2.1. The SCTM was a substantial improvement to previous transport modelling tools within Suffolk and allows for a greater range of behavioural responses to be tested. The SCTM provides a robust evidence base for a range of possible applications.

1.2.2. In this local validation, the model is being used solely to test the impact of the Ipswich Northern Routes, to be used for the purposes of forecasting, economics and environmental assessment.

1.3. PURPOSE OF THIS REPORT

1.3.1. The SCTM model detailed in the December 2017 LMVR report was validated for the whole of the county of Suffolk. To support the Ipswich Northern Routes proposals a local model validation of the area around Ipswich, especially to the north of the town, has been carried out. This aims to ensure that the Ipswich Northern Routes study area is modelled in sufficient detail to allow realistic re-assignment of vehicles and journey times to be produced by the model. It will also ensure that local validation issues are not lost in the scale of the countywide model.

1.3.2. The aim of this local validation report is therefore to demonstrate that the 2017 validated SCTM highway model is fit for purpose in the area north of Ipswich, and is developed following the principles set out within WebTAG. This will ensure that the model can provide a suitable appraisal of the proposed scheme.

1.4. REPORT STRUCTURE

1.4.1. This Local Model Validation Report sets out information relating to the development, calibration and validation of the updated highways assignment model. This report contains the following sections:

- Section 2 – Local Model Detail
- Section 3 – Data Collection

- Section 4 – Model Development
- Section 5 – Calibration and Validation
- Section 6 – Summary of Model Development, Standards Achieved and Fitness for Purpose

2. LOCAL MODEL DETAIL

2.1. SUFFOLK COUNTY TRANSPORT MODEL

2.1.1. WSP was commissioned by Suffolk County Council (SCC) to develop an integrated county-wide multi-modal model known as the Suffolk County Transport Model (SCTM). The aim of the SCTM was that it would become a multi-purpose transport modelling tool for SCC to test a range of potential transport schemes and policies.

2.1.2. Full details of the SCTM can be found in the Suffolk County Transport Model (SCTM) Highway Local Model Validation Report, December 2017 and should be read in conjunction with this report. In addition, changes made to the SCTM demand matrices as part of the 2019 East of Ipswich HIF application have been included to add additional detail on the A12 corridor to the east of Ipswich.

2.1.3. The SCTM model represents a base year of 2016 based on average Monday to Thursday for neutral periods (as defined in WebTAG unit M1.2) and comprises the following modelled time periods:

- AM peak hour (08:00 – 09:00)
- Inter peak average hour (10:00 – 16:00)
- PM peak hour (17:00 – 18:00)

2.1.4. The study area is show in Figure 1 below. The Area of Detailed Modelling (ADM) covers the main urban areas within Suffolk and the local study area specified for the Suffolk Energy Gateway scheme appraisal. The Fully Modelled Area (FMA) covers the county of Suffolk, in which all modelled links are included as part of the simulation network. The External Area comprises locations outside of Suffolk County and contains the buffer network.

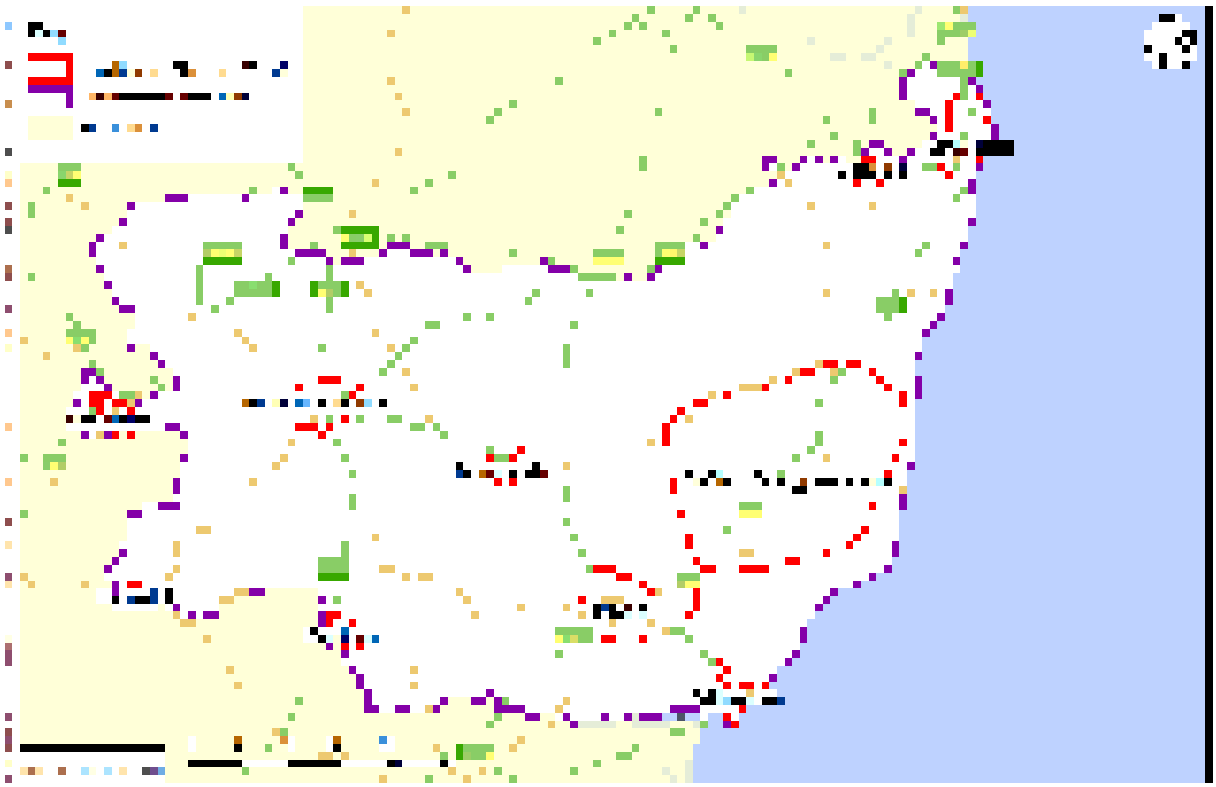

Figure 1 - SCTM Model Area

2.2. AREA OF IMPACT

2.2.1. An estimated Area of Impact (AOI) has been established to provide a more focussed validation check in the area around Ipswich which is likely to be affected by the INR proposals.

2.2.2. This area was identified following the initial modelling work for Ipswich Northern Routes which was carried out in 2017. The modelling tested various options for a northern route and was used to identify links in the model where traffic flows are expected to change by more than 50 PCUs per hour. Drawing a boundary around these links has provided the AOI which is shown in Figure **2**, which uses a 2.5km buffer zone around the links identified.

2.2.3. The AOI is used to ensure that the SCTM is sufficiently calibrated and validated in the area around Ipswich. It provides a focus on the validation and calibration results just in this area, therefore excluding other areas of the county wide model which are unlikely to be impacted by the scheme.

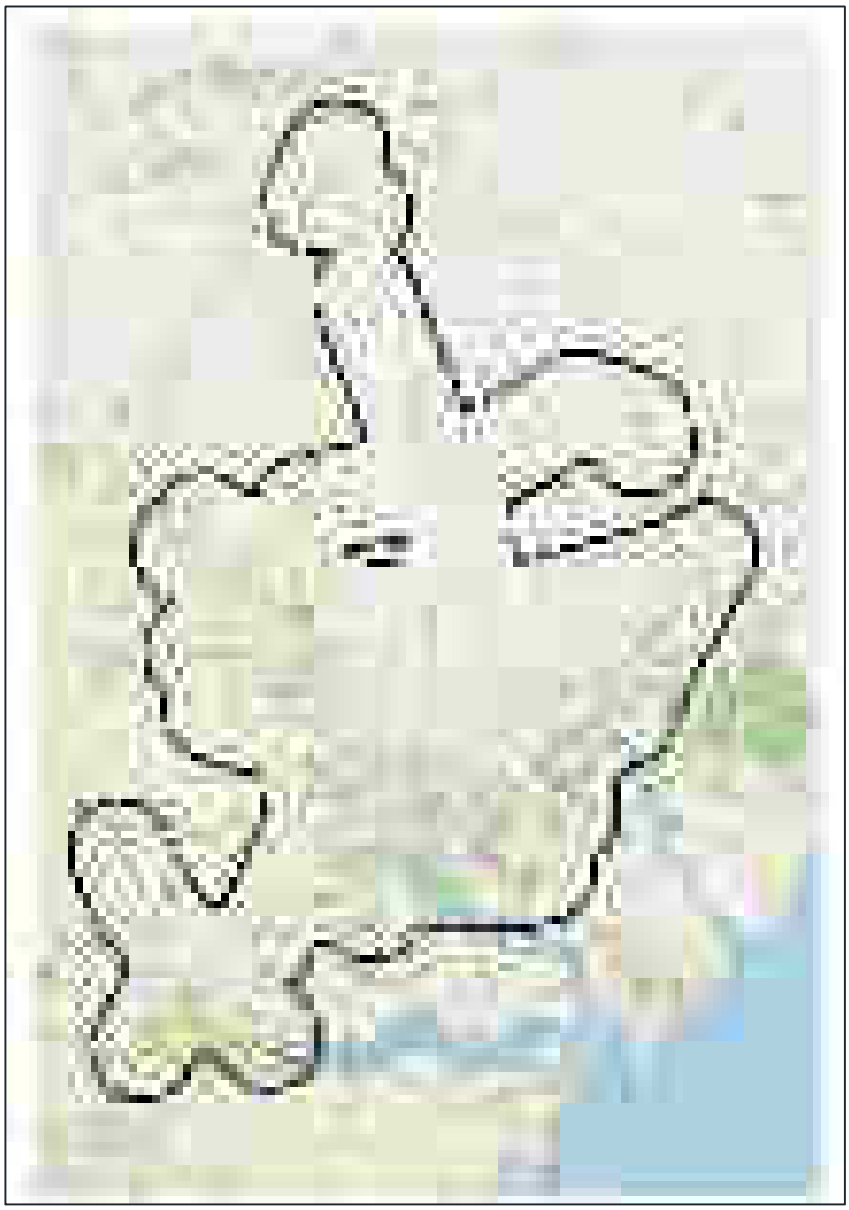

Figure 2 **- Area of Impact (AOI)**

3. DATA COLLECTION

3.1.1. Widespread data collection was undertaken as part of the SCTM development in 2015 and subsequently as part of a number of projects where the SCTM has been utilised. As a result, survey data is widely available in and around Ipswich, as shown in Figure 3 below.

3.1.2. Ipswich is well connected within the trunk road network with the A14 and A12 running nearby. Highways England have a traffic flow database (TRADs / WebTRIS) which covers the trunk road network, meaning the major strategic routes in the area are well covered by automatic traffic count sites. Outside of Ipswich, the smaller built-up areas and the trunk road network, the coverage of observed data is lower. For the most part, this is not a problem as these areas are generally not highly trafficked and are unlikely to fit within the AOI of the Northern Route. The exception to this is the rural area immediately north of Ipswich.

3.1.3. The original 2015 traffic count dataset includes five sites located in the AOI which were helpful to give an initial indication of whether modelled flows in the AOI are representative. However, in order to make this judgement more definitively, a series of additional counts have been collected to the north of Ipswich to reinforce the information available in this area. This data has been used to further validate the 2017 SCTM and assess its fitness for purpose for use in the Ipswich Northern Routes project. These counts are discussed below.

Figure 3 – Existing Survey Data

3.2. LINK FLOW DATA

3.2.1. Traffic link counts were conducted at six locations in early November 2018 to form a screenline monitoring trips passing east / west to the north of Ipswich. Data at the majority of sites was collected using Automatic Traffic Counters (ATCs), with counts classified into 11 different user classes. Table 3-1 gives a summary of the count locations which are also shown in Figure 4.

3.2.2. Site 5 is a location with high road speeds so an ATC could not be installed for health and safety reasons - a video count with 7 user classes was undertaken instead. Flow data was collected in 15-minute periods, for a minimum of seven days. Non-classified speed data was also collected at all ATC sites.

Table 3-1 – Locations of link flow data collection

ID	Location	Date of survey	Type of Survey
1	Gracechurch Street, Debenham. Just west of Low Road.	Saturday 3 Nov 2018 – Monday 12 Nov 2018	ATC
2	Debenham Road, Pettaugh. Between Winston Green and Pettaugh.	Saturday 3 Nov 2018 – Monday 12 Nov 2018	ATC
3	A1120, just east of Pettaugh	Saturday 3 Nov 2018 – Monday 12 Nov 2018	ATC
4	Road between Gosbeck and Helmingham	Saturday 3 Nov 2018 – Monday 12 Nov 2018	ATC
5	B1078, just west of Ashbocking Green	Saturday 3 Nov 2018 – Friday 9 Nov 2018	Two-way video link count
6	Lower Road, just east of Sandy Lane	Friday 9 Nov 2018 – Monday 19 Nov 2018	ATC

Figure 4 - Traffic Count Locations

3.3. MANUAL CLASSIFIED TURNING COUNT AND QUEUE LENGTH DATA

3.3.1. During the validation of the wider Suffolk County Transport Model (Dec 2017) the base model was found to predict large amounts of delay at the A140/A1120 staggered crossroads to the north of Ipswich as shown in Figure 4 (MCTC location). As part of local validation checks being conducted in the north-Ipswich area, surveys of this junction were undertaken to ascertain whether the large delays in the base model are representative. A manually classified turning count including queue length monitoring was therefore conducted at this location.

3.3.2. Turning flows were recorded on Thursday 8 November 2018 for a 12-hour period between 07:00 and 19:00 and recorded in 15-minute intervals. Vehicles were classified into seven categories; Car, Light Goods Vehicle (LGV), OGV1 (Smaller HGV), OGV2 (Larger HGV), Buses, Motorcycle and Pedal Cycle.

3.3.3. The maximum queue length in vehicles was recorded in 5-minute intervals during the same periods as the turning count survey.

3.4. TRAVEL TIME DATA

3.4.1. The wider SCTM was validated against Trafficmaster travel time data from 2015-2016 along a large number of journey time routes. To conduct a more detailed journey time check in the AOI, an additional six journey time routes have been identified in the area to the north of Ipswich. The same SCTM dataset has been used to extract observed journey times on these routes. The routes are shown in Table 3-2 and Figure 5 below and were monitored in both directions.

Table 3-2 – Journey Time Routes

Route	Description	Length (km)
1	A1120 (A140 to Saxtead Green)	15.7
2	A1120 (Saxtead Green to A12)	17.1
3	B1078 (A140 and B1079)	11.7
4	B1078 (B1079 to A12)	10.9
5	A14 (Claydon) to Tuddenham	9.5
6	Tuddenham to A12 (Woodbridge)	7.1

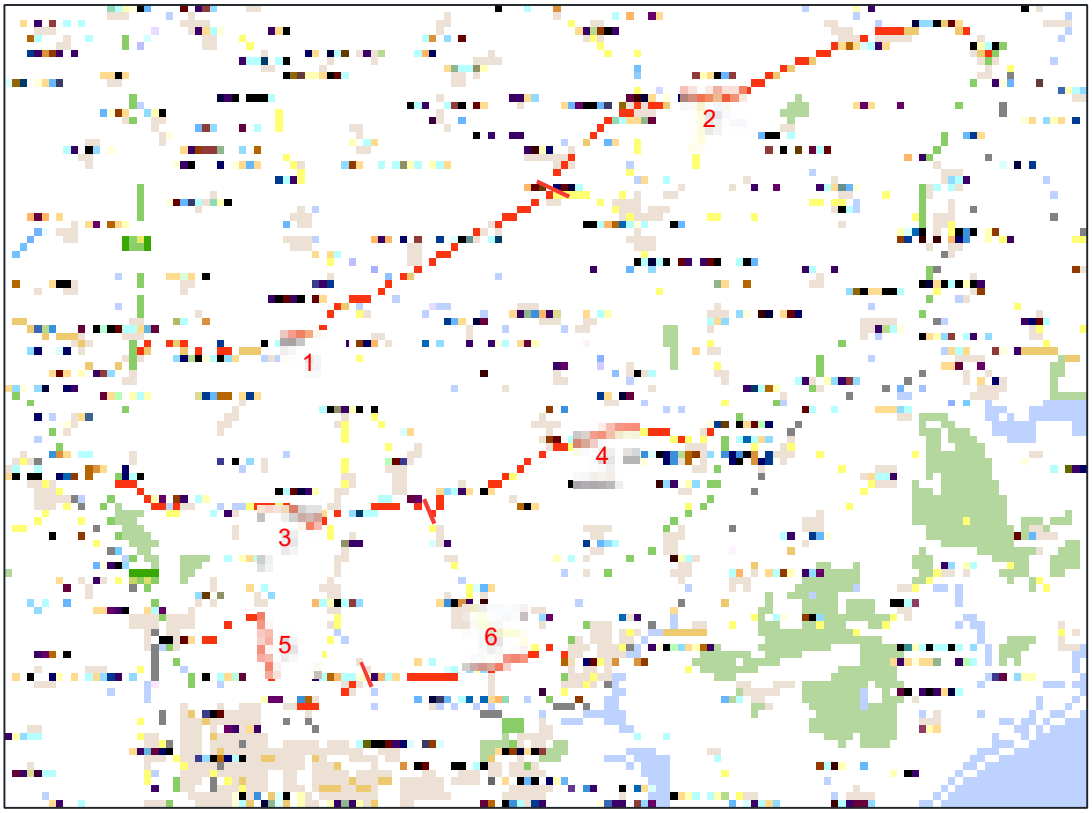

Figure 5 – Additional AOI Journey Time Route Locations

3.5. COUNT DATA ADJUSTMENT TO 2016 BASE YEAR

3.5.1. The base year for the SCTM model is 2016. It has therefore been necessary to adjust the count data collected in 2018 to represent 2016 values. As per other count data used in the base model (as specified in the SCTM LMVR Dec 2017), TEMPro 7.2 adjustment factors at a district level have been used to factor the car trips, whilst NRTF 2018 factors have been used to adjust LGV and HGV observed values. The factors used are summarised in Table 3-3.

Table 3-3 – Factors applied to convert 2018 count data to 2016

District	Mid Suffolk			Suffolk Coastal		
Peak	Car	LGV	HGV	Car	LGV	HGV
AM Peak	0.987	0.9633	0.9939	0.9847	0.9633	0.9939
Inter Peak	0.9797	0.9633	0.9939	0.9771	0.9633	0.9939
PM Peak	0.9877	0.9633	0.9939	0.9846	0.9633	0.9939

3.6. SCREENLINE FOR IPSWICH NORTHERN ROUTES

3.6.1. A new validation screenline has been created to check the performance of the SCTM in terms of replicating east-west traffic flows to the within and to the north of Ipswich. As the northern route proposal provide new east-west routes to the north of Ipswich it is important to determine whether the model is able to capture current east-west trips in this area before using the model to predict likely reactions to a new route.

3.6.2. Figure 6 shows the location of the screenline. The screenline is used for validation, using a combination of existing and new survey data.

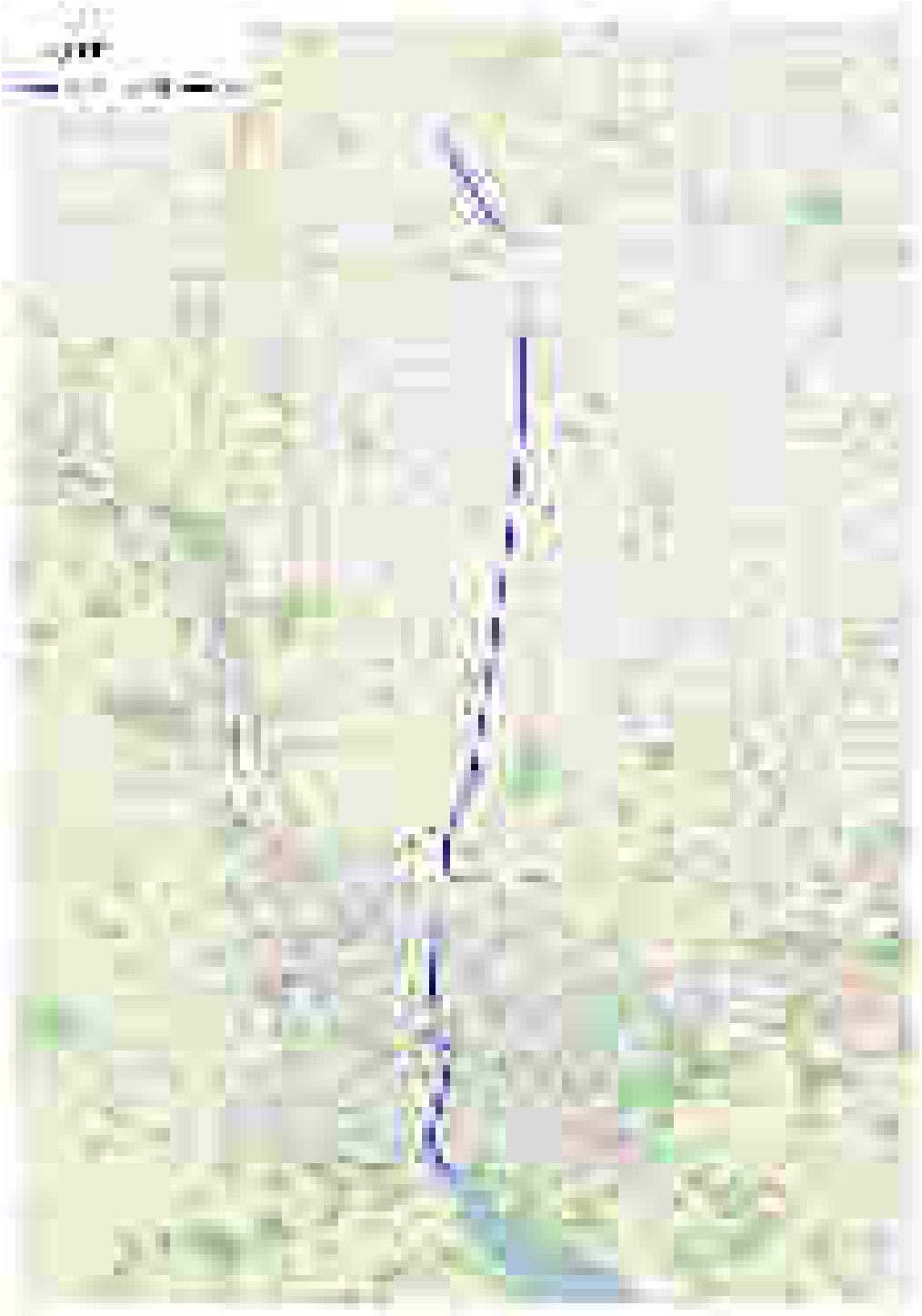

Figure 6 – Additional AOI Screenline location

4. MODEL DEVELOPMENT

4.1.1. Examination of the 2017 validated SCTM model network in the area north of Ipswich identified a number of changes that could be made to enhance the model and thus provide a better base for the testing of the INR proposals. In addition, it was noted that the generalised cost parameters needed to be updated to bring the model in line with the latest DfT WebTAG databook. Adjustments have been made to the model and these are discussed below.

4.1.2. Generalised cost is defined in keeping with the guidance in section 2.8 of TAG Unit M3.1 (January 2014), and is as follows:

$$Generalised\ cost = Time + \left(\frac{Vehicle\ operating\ cost}{Value\ of\ time}\right) Distance$$

4.1.3. Value of time is calculated in pence per minute (PPM) and vehicle operating cost is calculated in pence per kilometre (PPK).

4.2. LINK LENGTH ADJUSTMENTS

4.2.1. Validation checks in the area north of Ipswich demonstrated that the modelled link lengths along the specified journey time routes needed some adjustment to be directly comparable with those on-street. The lengths of the links used in the validation have therefore been changed to match the lengths in the Trafficmaster ITN layer. These link lengths are important for both validation of the base model and for comparison with possible alternative INR proposals so it was important that the link lengths were adjusted to provide a better representation of current routes to the north of Ipswich.

4.3. JUNCTION CODING

4.3.1. It was also determined that the modelling of the Bramford Road (B1113) / Bramford Road junction (just west of A14 J52, access to Lion Barn Industrial Estate) could be enhanced, as this junction could be significant in the proposals for the Northern Route. The modelled saturation flows at this junction were also adjusted to provide a more detailed representation of the layout.

4.4. A14 SPEED FLOW CURVE

4.4.1. Highway capacity is restrained by junctions and by the speed-flow curves allocated to links in the study area. Speed flow curves are based on standard COBA 10 values and allocated to specific links based on assessment of the road speed, width and capacity.

4.4.2. As flows using the A14 south of Ipswich have the potential to be attracted to use a Northern Route instead, it is important to consider whether the speed flow curve used to represent the A14 is appropriate. If the A14 route was modelled as too free-flowing or too fast then trips will be unrealistically biased to this route, whilst the opposite could make trips unrealistically biased to a new northern route.

4.4.3. Three new speed flow curves were created and allocated to the A14 and A12 links on the outskirts of Ipswich, as shown in Table 4-1. The ‘A14 bridge’ speed flow curve was added to allow the 60mph Orwell Bridge speed limit impact to be captured. The ‘A14’ speed flow curve was used to represent the majority of the A14. The ‘A12/INR’ speed flow curve was used on the A12 (east of Ipswich) and also on the Northern Route itself as both routes were felt to have a similar set of characteristics, i.e.

2-lanes, comparable speed limit but with a number of at-grade roundabout junctions so not as free-flowing as the A14.

Table 4-1 – Additional SCTM Speed Flow Curves

Description	Capacity Index	Free Flow Speed (kph)	Speed at Capacity (kph)	Capacity (PCUs/hr)	Power Value
A14 bridge	62	99	72	4375	2.87
A14	63	105	77	4375	2.88
A12/INR	64	102	73	4017	2.78

4.4.4. The speed flow curves were devised based on the guidance provided in the DfT COBA manual which provides a method for estimating a speed flow curve based on criteria including the type of road, number of lanes, the hilliness, bendiness and minimum and maximum speeds of a route.

4.5. GENERALISED COST PARAMETERS UPDATED

4.5.1. The generalised cost parameters used in the 2017 validated SCTM were calculated from the July 2017 TAG data book. The data book has since been updated so it was decided that the parameters used in the model should also be updated, to WebTAG data book November 2018 v1.11. Value of time is calculated in pence per minute (PPM) and vehicle operating cost is calculated in pence per kilometre (PPK). As in the SCTM model, the value of time (PPM) for the HGVs was doubled from the value provided in the TAG data book. This is in line with TAG Unit A1.3 which advises for HGV that the driver's time does not take account of the influence of owners on the routing of these vehicles.

4.5.2. For the HGV class, the percentage split of vehicles classified as OGV1 and OGV2 by peak hour was unchanged from the SCTM. This split was used to calculate average generalised cost parameters for HGVs. Average simulation network speeds were also used to derive the generalised cost parameters. These values are shown in Table 4-2. The values adopted for the 2016 base year are shown in Table 4-3.

Table 4-2 - % HGV and average speed parameters used to calculate generalised costs

	AM	IP	PM
% OGV1	37	33	24
%OGV2	63	67	76
Average Speed (kph)	57.3	60.7	56.5

Table 4-3 – Generalised Cost Parameters

User Class	AM		IP		PM	
	PPM	PPK	PPM	PPK	PPM	PPK
Car Home Based Work	20.27	9.52	20.60	9.47	20.34	9.54
Car Employers Business	30.22	12.07	30.97	11.89	30.66	12.11
Car Other	13.98	9.52	14.89	9.47	14.64	9.54
LGV	21.36	14.06	21.36	14.09	21.36	14.05
HGV	43.37	45.19	43.37	45.43	43.37	48.58

4.6. MATRIX ESTIMATION

4.6.1. Due to the changes made to the speed flow curves along the A14, matrix estimation (ME) was re-conducted for all time periods in the base model. The ME was run in SATURN version 11.3.12W, using the same prior matrix as for the 2017 validated SCTM.

4.6.2. The new flow data collected in 2018 was not used for ME as it was purely collected to act as an independent validation check.

4.7. NEW SATURN VERSION

4.7.1. The assignment of the models following ME has been carried out using the latest version of SATURN – version 11.4.07H. The release notes for this version suggest that it achieves better convergence so the decision was taken to update the assignments to this version. The release notes also suggest that little impact is anticipated for matrix estimation, so ME was not updated and remains version 11.3.12W.

5. CALIBRATION & VALIDATION

5.1.1. This section presents the performance results of the model, comparing them to both the 2017 validated SCTM and DfT WebTAG guidance.

5.1.2. The base models have been compared against the additional observed flow, queue and journey time data (specified in Section 4) to further validate the base model using DfT guidelines set out in Transport Analysis Guidance (TAG) Unit M3.1: Highway Assignment Modelling. The results of this validation exercise are presented below.

5.2. IMPACT OF MATRIX ESTIMATION

5.2.1. Table 5-1 to Table 5-3 provide details of the regression statistics which monitors the level of change occurring between the prior and post-ME matrix as a result of matrix estimation. The prior matrices used as a starting point for the ME process originated from the 2017 SCTM base model and have been adjusted as part of the 2019 East of Ipswich HIF application which incorporated additional detail on the A12 corridor to the east of Ipswich.

5.2.2. Comparison of these results with those presented in the SCTM LMVR report (Dec 2017) show that re-running ME has resulted in little change to the matrix. The results are broadly similar in each peak period, showing that the changes made have not significantly affected the demand matrices.

Table 5-1 – ME Regression Statistics - AM Peak

Measurement		WebTAG Significance Criteria	Value	Pass?
Matrix zonal cell values	Slope	Within 0.98 and 1.02	0.984	Yes
	Intercept	Near 0	0	Yes
	R-Sq	> 0.95	0.955	Yes
Rows	Slope	Within 0.99 and 1.01	0.906	No
	Intercept	Near 0	8.987	Yes
	R-Sq	> 0.98	0.9178	No
Columns	Slope	Within 0.99 and 1.01	0.861	No
	Intercept	Near 0	14.166	No
	R-Sq	> 0.98	0.9098	No
Mean	Prior	Within 5%	27.375	No
	Post		25.034	
	Diff		8.6%	

Table 5-2 – ME Regression Statistics - Inter Peak

Measurement		WebTAG Significance Criteria	Value	Pass?
Matrix zonal cell values	Slope	Within 0.98 and 1.02	1.001	Yes
	Intercept	Near 0	0.009	Yes
	R-Sq	> 0.95	0.9747	Yes
Rows	Slope	Within 0.99 and 1.01	1.008	Yes
	Intercept	Near 0	9.956	Yes
	R-Sq	> 0.98	0.9165	No
Columns	Slope	Within 0.99 and 1.01	1.002	Yes
	Intercept	Near 0	10.468	Yes
	R-Sq	> 0.98	0.9159	No
Mean	Prior	Within 5%	25.866	No
	Post		23.554	
	Diff		8.9%	

Table 5-3 ME Regression Statistics - PM Peak

Measurement		WebTAG Significance Criteria	Value	Pass?
Matrix zonal cell values	Slope	Within 0.98 and 1.02	0.99	Yes
	Intercept	Near 0	-0.001	Yes
	R-Sq	> 0.95	0.9506	Yes
Rows	Slope	Within 0.99 and 1.01	0.889	No
	Intercept	Near 0	10.409	Yes
	R-Sq	> 0.98	0.891	No
Columns	Slope	Within 0.99 and 1.01	0.906	No
	Intercept	Near 0	8.453	Yes
	R-Sq	> 0.98	0.9063	No
Mean	Prior	Within 5%	28.913	No
	Post		25.860	
	Diff		10.6%	

5.2.3. The results for all 3 peak periods show that at an individual cell level the impacts of matrix estimation are all within the guidance provided within WebTAG. For row and column totals, a number of parameters are outside of the target values, but within close proximity.

5.2.4. In general, the estimation process is removing trips from the matrix, which can be seen by the reduction in the mean cell value. Typically, the review of matrix estimation is focused upon ensuring the process is not adding significant movements to the matrices, which this analysis confirms.

5.3. CONVERGENCE CRITERIA

5.3.1. An element of calibrating the model is checking that a satisfactory convergence is achieved. Model convergence is needed to ensure results remain stable between successive iterations of the model assignments. This is particularly important when model outputs are used to inform the economic benefits of scheme appraisal, as it is critical that calculated benefits arise from the impact of the scheme and not as a result of difference in convergence.

5.3.2. In accordance with criteria set out in TAG Unit M3.1 (January 2014), the parameters %Flow, %GAP and Delta (δ) have been monitored to determine the level of convergence. %Flow measures the proportion of links in the network with flows changing by less than 1% from the previous iteration. δ

is the difference between costs on chosen routes and costs on minimum cost paths. %GAP is a generalisation of the δ function to include the interaction effects within the simulation.

5.3.3. The convergence criteria used to assess when a model is considered to have converged is shown in Table 5-4. TAG Unit M3.1 (January 2014) indicates that delta (δ) and %GAP values of less than 0.1% is the most fundamental indicator of model convergence and should be achieved as a minimum.

Table 5-4 – Convergence Criteria

Measure of Convergence	Acceptable Value
'Delta' and %GAP	Less than 0.1% or at least stable with convergence fully documented and all other criteria met
Percentage of links with flow change < 1%	Four consecutive iterations greater than 98%
Percentage of links with cost change < 1%	Four consecutive iterations greater than 98%
Percentage change in total user costs	Four consecutive iterations less than 0.1%

5.4. CONVERGENCE RESULTS

5.4.1. The convergence results against WebTAG criteria for each peak hour modelled is shown in Table 5-5, Table 5-6 and Table 5-7. The results show that the SCTM successfully converges to the WebTAG requirements in all peak periods.

Table 5-5 – AM Peak Convergence results

Iteration	Delta	%Flow	%Gap
23	0.004	98.3	0.0032
24	0.002	98.6	0.0028
25	0.0021	98.8	0.0023
26	0.0017	98.9	0.002

Table 5-6 – Inter Peak Convergence results

Iteration	Delta	%Flow	%Gap
12	0.0011	98.6	0.0012
13	0.0009	98.4	0.0009
14	0.0006	98.7	0.00056
15	0.0006	99.1	0.00054

Table 5-7 – PM Peak Convergence Results

Iteration	Delta	%Flow	%Gap
19	0.011	98.1	0.0088
20	0.0041	98.1	0.0098
21	0.0042	98.5	0.0044
22	0.0041	98.5	0.0091

5.5. FLOW CALIBRATION AND VALIDATION CRITERIA

5.5.1. The link flow and turning movement validation statistics for the Northern Routes study area are presented below. The criteria used is in line with TAG Unit M3.1 (January 2014). Measures used for link validation are:

- Absolute and percentage differences between absolute and modelled flows
- GEH statistic

5.5.2. The GEH statistic is a modified Chi-squared statistic incorporating both relative and absolute errors, defined as follows:

$$GEH = \sqrt{\frac{(M-C)^2}{(M+C)/2}}$$

5.5.3. The link flow and turning movement validation criteria are shown in Table 5-8.

5.5.4. TAG unit M3.1 states these two measures are broadly consistent and link flows that meet either criterion should be regarded as satisfactory, however both should be reported within a local model validation report.

Table 5-8 – Link Acceptability

Criteria	Description of Criteria	Acceptability Guideline
1	Individual flows within 100 veh/hr of counts for flows less than 700 veh/hr	> 85% of cases
	Individual flows within 15% of counts for flows from 700 veh/hr to 2700 veh/hr	> 85% of cases
	Individual flows within 400 veh/hr of counts for flows more than 2700 veh/hr	> 85% of cases
2	GEH < 5 for individual flows	> 85% of cases

5.6. FLOW CALIBRATION AND VALIDATION PERFORMANCE

5.6.1. Checks have been made to ensure that the calibration and validation of the SCTM model have not been significantly affected by the INR model adjustments. A model wide table of all validation and calibration results, for both car and all vehicles, is presented in Appendix A and a summary of the GEH statistic is provided in Table 5-9 below. When compared to the results presented in the SCTM LMVR Dec 2017 report, these show similar levels of calibration and validation and indicate that the model has not been significantly affected by the network or demand changes made.

Table 5-9 – GEH statistic for whole model (post INR adjustments)

	Calibration			Validation		
	Total counts	No. meeting criteria of GEH<5	%	Total counts	No. meeting criteria of GEH<5	%
AM Peak	1332	1166	88%	208	161	77%
Inter Peak	1260	1153	92%	194	158	81%
PM Peak	1332	1168	88%	208	156	75%

5.6.2. The following calibration and validation results are for the links that lie within the Area of Impact (AOI) around Ipswich, as opposed to the wider SCTM. This provides a check that the model is fit for purpose for the Northern Routes study as it is well calibrated in this area. It is important to check the AOI specifically as the wider model results could disguise issues in the AOI due to the large number of sites being monitored.

AM PEAK

5.6.3. The calibration and validation results for all user classes in the AM peak are shown in Table 5-10. This shows that for calibration counts, 88% achieve a GEH below 5 which is above the target specified in WebTAG (85%). For validation counts, 80% achieve a GEH below 5.

Table 5-10 - AM Peak - All User Classes – Model AOI – Flow Test Calibration and Validation

Flow Range	Criteria	Acceptability Guideline	Calibration			Validation		
			Total Counts	Meet Criteria	%	Total Counts	Meet Criteria	%
Flow Criteria								
< 700 vph	±100 vph	> 85 % of links	553	500	90%	83	70	84%
700 - 2,700 vph	±15%	> 85 % of links	131	119	91%	28	21	75%
> 2,700 vph	±400 vph	> 85 % of links	4	4	100%	1	1	100%
GEH Criteria								
GEH Statistic for individual links < 5		> 85 % of links	668	603	88%	112	90	80%

5.6.4. Table 5-11 shows the breakdown of calibration and validation count performance by GEH band for the AM peak. For validation counts, 87% achieve a GEH of 6 or less, which implies that there are a number of counts falling marginally outside the WebTAG target of a GEH below 5. When calibration and validation count performance is combined, 87% achieve a GEH of 5 or less.

Table 5-11 - AM Peak – All User Classes – Model AOI – GEH Test Calibration and Validation

GEH Range	Calibration		Validation		Combined	
GEH < 2	455	66%	46	41%	501	63%
GEH < 4	565	82%	82	73%	647	81%
GEH < 6	626	91%	97	87%	723	90%
GEH < 8	653	95%	106	95%	759	95%
GEH < 10	671	98%	108	96%	779	97%
GEH <5	**603**	**88%**	**90**	**80%**	**693**	**87%**

INTER PEAK

5.6.5. The calibration and validation results for all user classes in the Inter peak are shown in Table 5-12. This shows 94% of calibration counts achieve a GEH of 5 or less which is above the target of 85% stipulated in WebTAG. For validation counts, 86% of counts have a GEH below 5 which again meets the target outlined within WebTAG. In all flow criteria categories, the requirement of 85% or greater is achieved for calibration and validation counts in the inter peak.

Table 5-12 - Inter Peak - All User Classes – Model AOI – Flow Test Calibration and Validation

Flow Range	Criteria	Acceptability Guideline	Calibration			Validation		
			Total Counts	Meet Criteria	%	Total Counts	Meet Criteria	%
Flow Criteria								
< 700 vph	±100 vph	> 85 % of links	563	548	97%	80	72	90%
700 - 2,700 vph	±15%	> 85 % of links	83	81	98%	18	16	89%
> 2,700 vph	±400 vph	> 85 % of links	0	0	0%	0	0	0%
GEH Criteria								
GEH Statistic for individual links < 5		> 85 % of links	646	605	94%	98	84	86%

5.6.6. Table 5-13 details the performance of the calibration and validation counts in the inter peak by GEH band. This analysis shows 94% of calibration counts and 86% of validation counts achieve a GEH below 5. The model represents the interpeak conditions very well.

Table 5-13 - Inter Peak – All User Classes – Model AOI – GEH Test Calibration and Validation

GEH Range	Calibration		Validation		Combined	
GEH < 2	492	76%	51	52%	543	73%
GEH < 4	575	89%	77	79%	652	88%
GEH < 6	619	96%	89	91%	708	95%
GEH < 8	632	98%	92	94%	724	97%
GEH < 10	639	99%	93	95%	732	98%
GEH <5	605	94%	84	86%	689	93%

PM PEAK

5.6.7. The calibration and validation results for all user classes in the PM peak are shown in Table 5-14. This shows in terms of calibration counts, 88% achieve a GEH of 5 or less which is above the target of 85% outlined within WebTAG. For validation counts, 78% achieve a GEH below 5 which is slightly below the WebTAG criteria.

Table 5-14 - PM Peak - All User Classes – Model AOI – Flow Test Calibration and Validation

Flow Range	Criteria	Acceptability Guideline	*Calibration*			*Validation*		
			Total Counts	Meet Criteria	%	Total Counts	Meet Criteria	%
Flow Criteria								
< 700 vph	±100 vph	> 85 % of links	554	500	92%	75	64	85%
700 - 2,700 vph	±15%	> 85 % of links	138	125	91%	35	25	71%
> 2,700 vph	±400 vph	> 85 % of links	6	6	100%	2	2	100%
GEH Criteria								
GEH Statistic for individual links < 5		> 85 % of links	688	608	88%	112	87	78%

5.6.8. Table 5-15 shows the GEH performance by band for the calibration and validation counts in the PM peak. 88% of validation counts achieve a GEH below 6, highlighting a number of counts have a GEH marginally outside WebTAG requirements. Combining calibration and validation counts, 87% achieve a GEH less than 5.

Table 5-15 - PM Peak – All User Classes – Model AOI – GEH Test Calibration and Validation

GEH Range	Calibration		Validation		Combined	
GEH < 2	484	70%	45	40%	529	66%
GEH < 4	585	85%	76	68%	661	83%
GEH < 6	621	90%	98	88%	717	90%
GEH < 8	652	95%	107	96%	759	95%
GEH < 10	668	97%	109	97%	777	97%
GEH <5	**608**	**88%**	**87**	**78%**	**695**	**87%**

FLOW SUMMARY

5.6.9. A summary of the number of links that meet the WebTAG link acceptability criteria is shown below. This summarises the number of links in each peak period that meets either the flow or the GEH criteria. Table 5-16 shows the results for the whole model and Table 5-17 shows them for the AOI.

Table 5-16 – Link Acceptability Criteria – All User Classes – Whole Model Area

Peak Period	Calibration			Validation			Combined		
	Total Counts	Meet either criteria	%	Total Counts	Meet either criteria	%	Total Counts	Meet either criteria	%
AM Peak	1332	1221	92%	208	174	84%	1540	1395	91%
Inter Peak	1260	1215	96%	194	173	89%	1454	1388	95%
PM Peak	1332	1217	91%	208	167	80%	1540	1384	90%

Table 5-17 – Link Acceptability Criteria – All User Classes – AOI

Peak Period	Calibration			Validation			Combined		
	Total Counts	Meet either criteria	%	Total Counts	Meet either criteria	%	Total Counts	Meet either criteria	%
AM Peak	688	631	92%	112	95	85%	800	726	91%
Inter Peak	646	632	98%	98	90	92%	744	722	97%
PM Peak	688	634	92%	112	94	84%	800	728	91%

5.6.10. The tables above show that the model is very well validated and calibrated. The WebTAG criteria for calibration and combined results is exceeded in all peak periods, for both the whole model and within the AOI. For validation, the criteria is met in the inter peak and is marginally below the criteria in the AM and PM peaks.

5.7. JOURNEY TIME VALIDATION CRITERIA

5.7.1. The criteria for journey time validation is stipulated in WebTAG, as shown in Table 5-18.

Table 5-18 – Journey Time Acceptability

Criteria	Description of Criteria	Acceptability Guideline
1	Modelled times along routes should be within 15% of surveyed times (or one minute, if higher than 15%)	> 85% of routes

5.8. JOURNEY TIME PERFORMANCE

5.8.1. This section presents the AOI journey time validation along the routes defined in Figure 5, in both directions, using the WebTAG criteria set out in Table 5-18.

5.8.2. The results of the journey time validation are shown in Table 5-19, Table 5-20 and Table 5-21.

Table 5-19 - AM Peak Journey Time Route Performance - Validation

Route ID	Route	Observed (s)	Modelled (s)	Difference	% difference
1	A1120 (A140 to Saxtead Green) EB	955	899	-56	-6%
1	A1120 (Saxtead Green to A140) WB	952	1130	178	19%
2	A1120 (Saxtead Green to A12) EB	987	1043	57	6%
2	A1120 (A12 to Saxtead Green) WB	982	1039	57	6%
3	B1078 (A140 - B1079) EB	717	797	80	11%
3	B1078 (B1079 – A140) WB	714	793	78	11%
4	B1078 (B1079 - A12) EB	640	633	-7	-1%
4	B1078 (A12 - B1079) WB	647	639	-8	-1%
5	Claydon - Tuddenham EB	856	751	-105	-12%
5	Tuddenham – Claydon WB	819	872	52	6%
6	Tuddenham - Woodbridge EB	501	491	-10	-2%
6	Woodbridge – Tuddenham WB	473	492	19	4%

Table 5-20 - Inter Peak Journey Time Route Performance - Validation

Route ID	Route	Observed (s)	Modelled (s)	Difference	% difference
1	A1120 (A140 to Saxtead Green) EB	943	866	-77	-8%
1	A1120 (Saxtead Green to A140) WB	951	879	-72	-8%
2	A1120 (Saxtead Green to A12) EB	1019	1039	21	2%
2	A1120 (A12 to Saxtead Green) WB	1000	1036	36	4%
3	B1078 (A140 - B1079) EB	715	747	32	4%
3	B1078 (B1079 – A140) WB	717	745	28	4%
4	B1078 (B1079 - A12) EB	635	627	-8	-1%
4	B1078 (A12 - B1079) WB	648	628	-20	-3%
5	Claydon - Tuddenham EB	732	696	-36	-5%
5	Tuddenham – Claydon WB	725	723	-2	0%
6	Tuddenham - Woodbridge EB	479	477	-2	0%
6	Woodbridge – Tuddenham WB	467	464	-3	-1%

Table 5-21 - PM Peak Journey Time Route Performance - Validation

Route ID	Route	Observed (s)	Modelled (s)	Difference	% difference
1	A1120 (A140 to Saxtead Green) EB	893	893	1	0%
1	A1120 (Saxtead Green to A140) WB	946	913	-33	-4%
2	A1120 (Saxtead Green to A12) EB	987	1043	56	6%
2	A1120 (A12 to Saxtead Green) WB	974	1039	65	7%
3	B1078 (A140 - B1079) EB	700	786	86	12%
3	B1078 (B1079 – A140) WB	709	778	69	10%
4	B1078 (B1079 - A12) EB	615	637	22	3%
4	B1078 (A12 - B1079) WB	632	633	2	0%
5	Claydon - Tuddenham EB	783	752	-31	-4%
5	Tuddenham – Claydon WB	843	801	-41	-5%
6	Tuddenham - Woodbridge EB	492	498	6	1%
6	Woodbridge – Tuddenham WB	480	480	0	0%

5.8.3. These show that nearly all the modelled journey times in all peak periods meet the WebTAG criteria of being within 15% of surveyed times. The only exception is on Route 1 westbound on the A1120 which is only marginally outside the criteria with a modelled journey time 19% slower than observed. Congestion in has been observed at this location, as shown by the 2018 traffic survey at the A1120/A140 junction.

5.8.4. This route only fails in one of the time periods, and reviewing the typical travel times in that time period from Google Maps indicates a travel time of 16-18 minutes. While the observed data is at the lower end of this range, the Google maps indicates that this journey time can typically be up to two minutes longer – the modelled journey time is within 15% of the upper end of this range, and consequently it is considered that the modelled journey time is representative of typical traffic conditions due to the unreliability of journeys on this route. .

5.8.5. Table 5-22 demonstrates that across all three time periods the minimum criteria of 85% of modelled routes with travel times within 15% of the observed journey time has been achieved. The model is therefore considered to have excellent journey time validation with the AOI.

Table 5-22 – Overall journey time performance within AOI

Time period	Number of journey time routes	Number of routes with modelled journey time within 15% of observed	% of routes with modelled journey time within 15% of observed
AM peak	12	11	92%
Inter peak	12	12	100%
PM peak	12	12	100%

5.8.6. Checks have been made to ensure that the calibration and validation of all journey time routes in the 2017 SCTM model have not been significantly affected by the INR model adjustments. A model wide summary table of all journey time route results is presented in Appendix B and a summary is presented in Table 5-23 below. This shows that across the whole model the WebTAG criteria has been met in all time periods.

Table 5-23 – Overall journey time performance for whole model

Time period	Number of journey time routes	Number of routes with modelled journey time within 15% of observed	% of routes with modelled journey time within 15% of observed
AM peak	209	186	89%
Inter peak	209	185	89%
PM peak	209	188	90%

5.9. SCREENLINE VALIDATION CRITERIA

5.9.1. Screenline validation is undertaken to assess the quality of the trip matrix. It helps to demonstrate that the number of vehicles passing across a certain boundary are representative of observations. The criteria set out in WebTAG focusses on the percentage difference between observed and modelled flows as shown in Table 5-24.

Table 5-24 – Screenline acceptability

Criteria	Description of Criteria	Acceptability Guidelines
1	Differences between modelled flows and counts should be less than 5% of the counts	All or nearly all screenlines

5.10. SCREENLINE VALIDATION PERFORMANCE

5.10.1. A summary of the performance of the additional screenline within the AOI, in each peak, is shown in Table 5-25, Table 5-26 and Table 5-27. The summaries show that the modelled flows are all within 5% of the observed flows, so meet the WebTAG guidelines.

Table 5-25 - AM Peak - Screenline validation

Screenline	Observed flow	Modelled flow	Difference
INR Screenline EB	7329	7302	0%
INR Screenline WB	7126	7464	5%

Table 5-26 - Inter Peak - Screenline validation

Screenline	Observed flow	Modelled flow	Difference
INR Screenline EB	4794	4864	1%
INR Screenline WB	4793	4877	2%

Table 5-27 - PM Peak - Screenline validation

Screenline	Observed flow	Modelled flow	Difference
INR Screenline EB	7128	7011	-2%
INR Screenline WB	6968	7045	1%

5.10.2. Checks have been made to ensure that the calibration and validation of all the screenlines in the 2017 SCTM model as a whole have not been significantly affected by the model adjustments. A model wide table of all screenline results is presented in Appendix C and summarised in Table 5-28. This shows that the majority of the screenlines meet the WebTAG criteria as was the case for the original SCTM validated in 2017.

Table 5-28 – Summary of all screenline performance

Peak period	Total number of screenlines	Number of screenlines with difference between modelled and observed counts less than 5%	% of screenlines with difference between modelled and observed counts less than 5%
AM Peak	98	88	90%
Inter Peak		85	87%
PM Peak		91	93%

5.10.3. Overall, the demand matrix performs well when compared to screenline counts which gives confidence that the post-ME matrix is acceptable.

6. SUMMARY OF MODEL DEVELOPMENT, STANDARDS ACHIEVED AND FITNESS FOR PURPOSE

6.1. SUMMARY OF MODEL DEVELOPMENT

6.1.1. This Local Model Validation Report (LMVR) details the fitness for purpose of the Suffolk County Transport Model (SCTM) that will be used to assess the impact of the Ipswich Northern Routes proposals.

6.1.2. Details of the full county model development, methodologies and performance are set out within the Suffolk County Transport Model (SCTM) Highway Local Model Validation Report, December 2017 and should be read in conjunction with this report.

6.1.3. A data collection exercise was carried out in November 2018 to collect additional traffic data to the area north of Ipswich where there was previously limited data available. Link flow data, a turning count, a queue length survey and journey time data was collected. This has been used to further validate the SCTM, to ensure that the model is well calibrated and validated in the area north of Ipswich.

6.1.4. Some adjustments have been made to update the network of the 2017 validated SCTM model in the area north of Ipswich. Changes have been made to the link lengths along the journey time routes, to exactly match the distances on street. Adjustments have also been made to the coding of the Bramford Road B1113-Bramford Road junction, to ensure that the model more accurately reflects the actual layout of the junction. In addition, adjustments have been made to ensure the model uses the most up to date WebTAG parameters and SATURN software.

6.2. SUMMARY OF STANDARDS ACHIEVED

6.2.1. Instead of looking at the performance of the whole SCTM model, this LMVR has focussed on the Area of Impact (AOI) for the Ipswich Northern Routes. This has been done to ensure that the model is well calibrated and validated in this area, and that performance results are not diluted by just looking at the whole model.

6.2.2. The model has been shown to achieve satisfactory convergence in all peak periods, meeting all the WebTAG criteria.

6.2.3. The model has been shown to achieve the WebTAG criteria of link acceptability in all three peaks when validation and calibration counts are combined. The condition is met for calibration counts in all peaks whilst validation performance is met in the interpeak and is marginally lower than the threshold in the AM and PM peaks.

6.2.4. The modelled journey times along six east-west routes (in both directions) north of Ipswich have been validated against Trafficmaster data. Nearly all of the routes meet the WebTAG requirement of being within 15% of the surveyed time. Thus, the WebTAG acceptability requirement that 85% of routes should meet the criteria has been met. It is therefore considered that the model matches the travel time conditions along these key routes in the area north of Ipswich satisfactorily.

6.2.5. An east-west screenline has been added to the model through the AOI. The model performance has been shown to meet the WebTAG criteria of being within 5% of the observed flow, in all peak periods along the screenline.

6.2.6. Checks have been made to ensure that the model has not been significantly affected by the adjustments made. The results for the whole model are in line with those presented in the SCTM LMVR report of December 2017 and no significant differences have been identified.

6.3. ASSESSMENT OF FITNESS FOR PURPOSE

6.3.1. It is considered that the model has been shown to provide a reasonable match to observed traffic count and travel time data in the area of impact. The adjusted SCTM provides a robust basis from which to create forecast models and assignment for the Ipswich Northern Routes proposals.

Appendix A

LINK COUNT PERFORMANCE

Public

ID	Calibration / Validation	Area	Ref	Site Location	Dir	Date	Data Type	Duplicate?	Ref	A-Node	B-Node
3	Calibration		2	Glemsford Low St	NB	Jan-16	ATC	No	3725-3315	3725	3315
4	Calibration		2	Glemsford Low St	SB	Jan-16	ATC	No	3315-3725	3315	3725
5	Calibration	AOI	3	Hadleigh A1071 Ipswich Road	EB	Jan-16	ATC	No	3129-3692	3129	3692
6	Calibration	AOI	3	Hadleigh A1071 Ipswich Road	WB	Jan-16	ATC	No	3692-3129	3692	3129
7	Calibration	AOI	4	Hadleigh B1070 Benton Street	NB	Jan-16	ATC	No	3685-1327	3685	1327
8	Calibration	AOI	4	Hadleigh B1070 Benton Street	SB	Jan-16	ATC	No	1327-3685	1327	3685
9	Calibration		5	Hadleigh A1141	NB	Jan-16	ATC	No	3130-5838	3130	5838
10	Calibration		5	Hadleigh A1141	SB	Jan-16	ATC	No	5838-3130	5838	3130
11	Calibration	AOI	6	Hadleigh A1071	NB	Jan-16	ATC	No	3701-3130	3701	3130
12	Calibration	AOI	6	Hadleigh A1071	SB	Jan-16	ATC	No	3130-3701	3130	3701
13	Calibration		7	East Bergholt B1068	EB	Jan-16	ATC	No	3127-3114	3127	3114
14	Calibration		7	East Bergholt B1068	WB	Jan-16	ATC	No	3114-3127	3114	3127
15	Calibration	AOI	8	Ipswich A137	NB	Jan-16	ATC	No	0347-3006	30347	30062
17	Calibration	AOI	9	Ipswich A1071	EB	Jan-16	ATC	No	5641-50034	5641	50034
18	Calibration	AOI	9	Ipswich A1071	WB	Jan-16	ATC	No	50034-5641	50034	5641
19	Calibration		10	Lavenham A1141 Bury Road	NB	Jan-16	ATC	No	3709-3707	3709	3707
20	Calibration		10	Lavenham A1141 Bury Road	SB	Jan-16	ATC	No	3707-3709	3707	3709
21	Calibration		11	Long Melford A1092 High Street	NB	Jan-16	ATC	No	2792-2793	2792	2793
22	Calibration		11	Long Melford A1092 High Street	SB	Jan-16	ATC	No	2793-2792	2793	2792
25	Calibration		13	Long Melford A1092 Windmill Hill	EB	Jan-16	ATC	No	2792-3314	2792	3314
26	Calibration		13	Long Melford A1092 Windmill Hill	WB	Jan-16	ATC	No	3314-2792	3314	2792
27	Validation	AOI	14	Brantham A137	NB	Jan-16	ATC	No	5853-3104	5853	3104
28	Validation	AOI	14	Brantham A137	SB	Jan-16	ATC	No	3104-5853	3104	5853
29	Calibration	AOI	15	Brantham Bergholt Road	EB	Jan-16	ATC	No	3675-3104	3675	3104
30	Calibration	AOI	15	Brantham Bergholt Road	WB	Jan-16	ATC	No	3104-3675	3104	3675
31	Calibration		16	Nayland A134 Horkesley Road	NB	Jan-16	ATC	No	5661-1305	5661	1305
32	Calibration		16	Nayland A134 Horkesley Road	SB	Jan-16	ATC	No	1305-5661	1305	5661
33	Calibration		17	Alpheton A134	NB	Jan-16	ATC	No	2793-5931	2793	5931
34	Calibration		17	Alpheton A134	SB	Jan-16	ATC	No	5931-2793	5931	2793
35	Calibration	Sudbury	18	Sudbury A134	NB	Jan-16	ATC	No	2789-5829	2789	5829
36	Calibration	Sudbury	18	Sudbury A134	SB	Jan-16	ATC	No	5829-2789	5829	2789
37	Calibration	Sudbury	19	Sudbury B1064	NB	Jan-16	ATC	No	2762-2790	2762	2790
38	Calibration	Sudbury	19	Sudbury B1064	SB	Jan-16	ATC	No	2790-2762	2790	2762
39	Calibration	Sudbury	20	Sudbury Waldingfield Road	EB	Jan-16	ATC	No	3536-3545	3536	3545
40	Calibration	Sudbury	20	Sudbury Waldingfield Road	WB	Jan-16	ATC	No	3545-3536	3545	3536
41	Calibration	Sudbury	21	Sudbury A134	EB	Jan-16	ATC	No	2783-3503	2783	3503
42	Calibration	Sudbury	21	Sudbury A134	WB	Jan-16	ATC	No	3503-2783	3503	2783
43	Calibration	Sudbury	22	Sudbury B1508 Bures Road	NB	Jan-16	ATC	No	2786-2636	2786	2636
44	Calibration	Sudbury	22	Sudbury B1508 Bures Road	SB	Jan-16	ATC	No	2636-2786	2636	2786
45	Calibration	Sudbury	23	Sudbury A131 Ballingdon Street	EB	Jan-16	ATC	No	3540-2785	3540	2785
46	Calibration	Sudbury	23	Sudbury A131 Ballingdon Street	WB	Jan-16	ATC	No	2785-3540	2785	3540
47	Calibration	Sudbury	24	Sudbury A134	EB	Jan-16	ATC	No	3531-3529	3531	3529
48	Calibration	Sudbury	24	Sudbury A134	WB	Jan-16	ATC	No	3529-3531	3529	3531
49	Calibration	Sudbury	25	Sudbury A134 Northern Road	NB	Jan-16	ATC	No	2780-3526	2780	3526
50	Calibration	Sudbury	25	Sudbury A134 Northern Road	SB	Jan-16	ATC	No	3526-2780	3526	2780
51	Calibration	Sudbury	26	Sudbury B1115 Waldingfield Road	EB	Jan-16	ATC	No	2774-2773	2774	2773
52	Calibration	Sudbury	26	Sudbury B1115 Waldingfield Road	WB	Jan-16	ATC	No	2773-2774	2773	2774
54	Calibration	Sudbury	27	Sudbury A131 Girling Street	SB	Jan-16	ATC	No	2731-2686	2731	2686
56	Calibration	Sudbury	28	Sudbury A131 Gainsborough Street	WB	Jan-16	ATC	No	2708-2707	2708	2707
57	Calibration	Sudbury	29	Sudbury A131	NB	Jan-16	ATC	No	2717-2718	2717	2718
59	Calibration	Sudbury	30	Sudbury Newton Road	EB	Jan-16	ATC	No	2675-2672	2675	2672
60	Calibration	Sudbury	30	Sudbury Newton Road	WB	Jan-16	ATC	No	2672-2675	2672	2675
61	Calibration	Sudbury	31	Sudbury Gt.Cornard	NB	Jan-16	ATC	No	2673-2676	2673	2676
62	Calibration	Sudbury	31	Sudbury Gt.Cornard	SB	Jan-16	ATC	No	2676-2673	2676	2673
63	Calibration	Sudbury	32	Sudbury A131 Melford Road	NB	Jan-16	ATC	No	2756-3537	2756	3537
64	Calibration	Sudbury	32	Sudbury A131 Melford Road	SB	Jan-16	ATC	No	3537-2756	3537	2756
65	Calibration	Sudbury	33	Sudbury Friars Street	EB	Jan-16	ATC	No	2701-2700	2701	2700
66	Calibration	Sudbury	33	Sudbury Friars Street	WB	Jan-16	ATC	No	2700-2701	2700	2701
67	Calibration		34	Mildenhall A11	EB	Jan-16	ATC	No	5790-3785	5790	3785
68	Calibration		34	Mildenhall A11	WB	Jan-16	ATC	No	3785-5790	3785	5790
69	Calibration		35	Mildenhall A1101 Mildenhall Road	EB	Jan-16	ATC	No	3277-3278	3277	3278
70	Calibration		35	Mildenhall A1101 Mildenhall Road	WB	Jan-16	ATC	No	3278-3277	3278	3277
71	Calibration		36	Mildenhall A11 London Road	EB	Jan-16	ATC	No	3277-5622	3277	5622
72	Calibration		36	Mildenhall A11 London Road	WB	Jan-16	ATC	No	5622-3277	5622	3277
73	Calibration		37	Mildenhall A1065	NB	Jan-16	ATC	No	3277-3276	3277	3276
74	Calibration		37	Mildenhall A1065	SB	Jan-16	ATC	No	3276-3277	3276	3277
75	Calibration		38	Mildenhall A1101	NB	Jan-16	ATC	No	3277-3810	3277	3810
76	Calibration		38	Mildenhall A1101	SB	Jan-16	ATC	No	3810-3277	3810	3277
77	Validation		39	Brandon A1065 Brandon Road	NB	Jan-16	ATC	No	3275-3959	3275	3959
78	Validation		39	Brandon A1065 Brandon Road	SB	Jan-16	ATC	No	3959-3275	3959	3275
79	Calibration		40	Lakenheath Station Road	NB	Jan-16	ATC	No	3957-5862	3957	5862
80	Calibration		40	Lakenheath Station Road	SB	Jan-16	ATC	No	5862-3957	5862	3957
81	Calibration	Newmarket	41	Newmarket A142 Fordham Road	NB	Jan-16	ATC	No	2501-2518	2501	2518
82	Calibration	Newmarket	41	Newmarket A142 Fordham Road	SB	Jan-16	ATC	No	2518-2501	2518	2501
83	Calibration	Newmarket	42	Newmarket A142 Fordham Road	NB	Jan-16	ATC	No	2490-2506	2490	2506
84	Calibration	Newmarket	42	Newmarket A142 Fordham Road	SB	Jan-16	ATC	No	2506-2490	2506	2490
85	Calibration	Newmarket	43	Newmarket A1304 Bury Road	NB	Jan-16	ATC	No	2447-2534	2447	2534
86	Calibration	Newmarket	43	Newmarket A1304 Bury Road	SB	Jan-16	ATC	No	2534-2447	2534	2447
87	Calibration	Newmarket	44	Newmarket Fred Archer Way	NB	Jan-16	ATC	No	2451-2450	2451	2450
88	Calibration	Newmarket	44	Newmarket Fred Archer Way	SB	Jan-16	ATC	No	2450-2451	2450	2451
89	Calibration	Newmarket	45	Newmarket Old Station Road	EB	Jan-16	ATC	No	2446-2478	2446	2478
90	Calibration	Newmarket	45	Newmarket Old Station Road	WB	Jan-16	ATC	No	2478-2446	2478	2446
91	Calibration	Newmarket	46	Newmarket A1304 Barbara Stradbroke Avenue	EB	Jan-16	ATC	No	2437-2438	2437	2438
92	Calibration	Newmarket	46	Newmarket A1304 Barbara Stradbroke Avenue	WB	Jan-16	ATC	No	2438-2437	2438	2437
93	Calibration	Newmarket	47	Newmarket Exning Road	NB	Jan-16	ATC	No	2485-2514	2485	2514
94	Calibration	Newmarket	47	Newmarket Exning Road	SB	Jan-16	ATC	No	2514-2485	2514	2485
95	Calibration	Newmarket	48	Newmarket Ashley Road	EB	Jan-16	ATC	No	2478-2479	2478	2479
96	Calibration	Newmarket	48	Newmarket Ashley Road	WB	Jan-16	ATC	No	2479-2478	2479	2478

AM Peak																
ALL VEHICLES					CAR					LGV			HGV			
Observed	Modelled	GEH	GEH Pass?	Flow Pass?	Observed	Modelled	GEH	GEH Pass?	Flow Pass?	Observed	Modelled	GEH	Observed	Modelled	GEH
73	74	0.103	Yes	Yes	61.64576	63	0.112	Yes	Yes	10.45841	10	0.140	0.8125	1	0.437
36	40	0.567	Yes	Yes	30.40431	31	0.030	Yes	Yes	5.158193	9	1.556	0.854167	0	1.307
422	417	0.259	Yes	Yes	337.2438	333	0.233	Yes	Yes	57.21454	56	0.155	28	28	0.023
428	421	0.322	Yes	Yes	335.142	340	0.260	Yes	Yes	56.85797	58	0.106	35.54167	23	2.250
217	217	0.018	Yes	Yes	179.006	179	0.008	Yes	Yes	30.36897	29	0.192	8	9	0.305
217	224	0.450	Yes	Yes	180.9297	183	0.132	Yes	Yes	30.69533	31	0.057	5.708333	10	1.623
251	220	2.025	Yes	Yes	206.4714	174	2.380	Yes	Yes	35.02857	25	1.860	9.5	21	3.030
307	173	8.631	No	No	253.7433	131	8.822	No	No	43.0484	30	2.195	10.45833	12	0.551
237	269	2.017	Yes	Yes	184.3495	206	1.564	Yes	Yes	31.27551	39	1.364	21	23	0.448
327	328	0.043	Yes	Yes	264.8933	258	0.428	Yes	Yes	44.94004	51	0.939	17.33333	19	0.277
147	199	4.003	Yes	Yes	120.8691	178	4.686	Yes	Yes	20.50586	15	1.281	5.375	6	0.320
124	91	3.190	Yes	Yes	100.4927	68	3.494	Yes	Yes	17.04893	20	0.706	6.416667	2	1.905
558	507	2.229	Yes	Yes	457.6498	416	2.005	Yes	Yes	77.64183	66	1.353	22.875	25	0.397
393	529	6.328	No	No	314.5163	443	6.612	No	No	53.35874	60	0.877	25	26	0.107
494	633	5.874	No	No	389.5385	532	6.644	No	No	66.08651	75	1.054	38.25	26	2.118
111	118	0.690	Yes	Yes	90.91013	92	0.085	Yes	Yes	15.42321	15	0.111	4.708333	12	2.448
80	87	0.799	Yes	Yes	63.72971	64	0.071	Yes	Yes	10.81196	11	0.060	5.625	12	2.195
156	116	3.405	Yes	Yes	124.7164	80	4.415	Yes	Yes	21.15856	21	0.113	10.16667	16	1.520
99	98	0.088	Yes	Yes	74.91536	74	0.126	Yes	Yes	12.70964	13	0.062	11.125	11	0.004
467	463	0.165	Yes	Yes	383.3757	387	0.176	Yes	Yes	65.04097	65	0.051	18.58333	11	1.922
294	296	0.131	Yes	Yes	237.9979	241	0.179	Yes	Yes	40.37714	40	0.102	15.5	16	0.032
644	578	2.692	Yes	Yes	535.7	485	2.235	Yes	Yes	90.88331	73	2.012	17.79167	20	0.494
538	624	3.589	Yes	Yes	445.1461	531	3.868	Yes	Yes	75.52054	70	0.602	16.875	23	1.286
199	235	2.414	Yes	Yes	162.6907	200	2.771	Yes	Yes	27.60102	25	0.559	9.083333	10	0.357
228	202	1.758	Yes	Yes	189.7642	160	2.274	Yes	Yes	32.19413	33	0.148	5.916667	9	1.243
409	476	3.200	Yes	Yes	324.1345	362	2.045	Yes	Yes	54.99051	78	2.813	29.625	36	1.133
523	597	3.097	Yes	Yes	425.874	491	3.037	Yes	Yes	72.25096	89	1.851	25.25	17	1.820
545	589	1.851	Yes	Yes	439.4464	478	1.797	Yes	Yes	74.55356	93	2.009	31.125	18	2.572
298	438	7.277	No	No	231.2651	345	6.707	No	No	39.2349	61	3.033	27.75	32	0.788
471	448	1.068	Yes	Yes	376.073	363	0.693	Yes	Yes	63.80204	62	0.236	31.33333	24	1.468
311	323	0.636	Yes	Yes	245.9774	251	0.312	Yes	Yes	41.7309	43	0.138	23.58333	29	1.073
386	374	0.620	Yes	Yes	319.4679	314	0.329	Yes	Yes	54.1988	60	0.760	11.95833	0	4.890
602	645	1.702	Yes	Yes	504.2092	554	2.159	Yes	Yes	85.54079	91	0.571	12.5	0	5.000
223	218	0.346	Yes	Yes	184.777	193	0.567	Yes	Yes	31.34803	23	1.624	7.125	3	2.025
409	363	2.348	Yes	Yes	343.8341	299	2.483	Yes	Yes	58.3326	56	0.361	6.958333	8	0.408
493	562	2.968	Yes	Yes	397.4468	452	2.650	Yes	Yes	67.42819	83	1.754	28.5	27	0.313
540	639	4.076	Yes	Yes	428.6526	475	2.163	Yes	Yes	72.72236	118	4.609	38.375	46	1.228
210	107	8.187	No	No	174.09	96	6.684	No	Yes	29.53496	10	4.335	6.541667	0	3.226
229	181	3.383	Yes	Yes	187.9118	161	2.028	Yes	Yes	31.87987	19	2.476	9.166667	0	4.230
610	569	1.703	Yes	Yes	499.7207	470	1.358	Yes	Yes	84.7793	69	1.856	25.625	30	0.907
579	620	1.657	Yes	Yes	470.6523	478	0.347	Yes	Yes	79.84774	97	1.804	28.875	45	2.642
683	676	0.267	Yes	Yes	562.0967	559	0.142	Yes	Yes	95.3616	92	0.371	25.29167	25	0.002
736	720	0.589	Yes	Yes	605.6638	597	0.355	Yes	Yes	102.7529	99	0.329	27.58333	24	0.765
714	701	0.464	Yes	Yes	586.8904	577	0.400	Yes	Yes	99.56793	96	0.320	27.04167	28	0.093
689	682	0.239	Yes	Yes	563.5929	558	0.245	Yes	Yes	95.61543	95	0.066	29.33333	30	0.039
267	268	0.091	Yes	Yes	225.2804	222	0.201	Yes	Yes	38.21958	38	0.040	3.333333	8	1.988
512	489	1.045	Yes	Yes	431.0394	429	0.079	Yes	Yes	73.12728	51	2.758	7.833333	8	0.005
902	799	3.537	Yes	Yes	715.9529	679	1.411	Yes	Yes	121.4638	87	3.428	64.91667	34	4.398
865	931	2.175	Yes	Yes	688.7724	807	4.307	Yes	No	116.8526	121	0.372	59.75	3	10.109
780	790	0.369	Yes	Yes	640.3963	648	0.290	Yes	Yes	108.6454	113	0.374	30.83333	30	0.172
305	296	0.540	Yes	Yes	248.3998	244	0.294	Yes	Yes	42.14186	42	0.081	14.45833	10	1.202
478	444	1.569	Yes	Yes	388.6835	355	1.745	Yes	Yes	65.94147	66	0.023	23.20833	23	0.050
465	427	1.819	Yes	Yes	390.999	371	1.047	Yes	Yes	66.3343	53	1.683	8	3	2.114
360	297	3.462	Yes	Yes	298.379	267	1.878	Yes	Yes	50.621	27	3.797	11.16667	4	2.777
497	510	0.596	Yes	Yes	410.5205	422	0.541	Yes	Yes	69.64618	73	0.356	16.54167	16	0.165
602	607	0.189	Yes	Yes	498.2245	502	0.189	Yes	Yes	84.52547	85	0.055	19.54167	19	0.018
224	218	0.395	Yes	Yes	187.5199	198	0.739	Yes	Yes	31.81339	17	3.055	4.541667	3	0.536
217	188	1.975	Yes	Yes	181.0722	102	6.612	No	Yes	30.7195	41	1.738	4.708333	45	8.069
1170	1187	0.505	Yes	Yes	884.8776	892	0.230	Yes	Yes	150.1224	150	0.007	135.125	146	0.877
1689	1733	1.062	Yes	Yes	1330.309	1360	0.801	Yes	Yes	225.6913	225	0.015	132.625	147	1.248
139	147	0.685	Yes	Yes	109.0067	117	0.788	Yes	Yes	18.49335	18	0.101	11.125	11	0.070
184	186	0.118	Yes	Yes	149.8307	151	0.131	Yes	Yes	25.41928	25	0.072	9	9	0.116
864	914	1.689	Yes	Yes	654.8949	677	0.874	Yes	Yes	111.1051	105	0.563	97.875	132	3.143
1322	1386	1.753	Yes	Yes	1041.655	1084	1.312	Yes	Yes	176.7202	160	1.283	103.5	142	3.467
307	239	4.152	Yes	Yes	238.8528	189	3.387	Yes	Yes	40.52218	45	0.695	27.75	4	5.903
409	362	2.428	Yes	Yes	323.3864	274	2.883	Yes	Yes	54.86359	84	3.520	31.125	4	6.504
596	599	0.117	Yes	Yes	485.2934	488	0.109	Yes	Yes	82.33165	82	0.034	28.125	29	0.143
584	588	0.153	Yes	Yes	479.3087	483	0.172	Yes	Yes	81.31633	81	0.013	23.375	23	0.010
292	156	9.136	No	No	220.8988	125	7.334	No	Yes	37.47622	27	1.895	33.875	4	6.774
482	340	6.991	No	No	385.9049	271	6.365	No	No	65.47007	66	0.116	30.5	3	6.666
196	184	0.870	Yes	Yes	157.4184	157	0.033	Yes	Yes	26.70657	27	0.057	11.875	0	4.873
255	251	0.252	Yes	Yes	209.535	210	0.033	Yes	Yes	35.54832	36	0.069	9.666667	5	1.823
724	709	0.547	Yes	Yes	557.0026	555	0.099	Yes	Yes	94.49737	98	0.307	72.625	57	1.901
574	614	1.647	Yes	Yes	418.7138	458	1.858	Yes	Yes	71.0362	71	0.019	84.25	85	0.117
681	1162	15.835	No	No	551.766	946	14.397	No	No	93.60896	149	5.059	35.875	67	4.326
759	959	6.821	No	No	624.0097	811	6.965	No	No	105.8653	88	1.837	29.25	60	4.620
393	498	4.985	Yes	No	324.277	388	3.388	Yes	Yes	55.01468	102	5.273	13.875	9	1.607
571	555	0.713	Yes	Yes	470.581	404	3.169	Yes	Yes	79.83565	146	6.207	21	4	4.642
435	378	2.805	Yes	Yes	361.2181	361	0.002	Yes	Yes	61.28187	15	7.587	12.33333	2	3.630
403	417	0.692	Yes	Yes	338.1344	352	0.729	Yes	Yes	57.36563	58	0.082	7.5	7	0.054
363	169	11.872	No	No	306.9107	133	11.705	No	No	52.06844	32	3.128	4.1875	4	0.084
266	249	1.053	Yes	Yes	217.9955	216	0.110	Yes	Yes	36.98367	29	1.392	10.9375	4	2.701
453	309	7.341	No	No	371.3351	245	7.230	No	No	62.99824	57	0.740	18.33333	7	3.128
804	759	1.592	Yes	Yes	661.1824	645	0.633	Yes	Yes	112.1718	91	2.095	30.47917	23	1.392
649	183	22.844	No	No	540.3666	166	19.947	No	No	91.67502	14	10.624	17	3	4.368
247	404	8.716	No	No	202.5529	380	10.405	No	No	34.36378	20	2.675	9.916667	4	2.455
144	71	7.019	No	Yes	115.2763	55	6.519	No	Yes	19.55701	12	1.987	8.833333	4	1.839
349	145	12.999	No	No	291.9312	118	12.143	No	No	49.52711	17	5.590	8	10	0.591

ID	Calibration / Validation	Area	Ref	Site Location	Dir	Date	Data Type	Duplicate?	Ref	A-Node	B-Node
97	Calibration		49	Moulton Kennett Road or Moulton Road	NB	Jan-16	ATC	No	3777-3311	3777	3311
98	Calibration		49	Moulton Kennett Road or Moulton Road	SB	Jan-16	ATC	No	3311-3777	3311	3777
99	Calibration		50	RAF Mildenhall A1101 Mildenhall Drove	NB	Jan-16	ATC	No	1304-5863	1304	5863
100	Calibration		50	RAF Mildenhall A1101 Mildenhall Drove	SB	Jan-16	ATC	No	5863-1304	5863	1304
101	Calibration	AOI	51	Debenham B1077 Aspall Road	NB	Jan-16	ATC	No	3923-5913	3923	5913
102	Calibration	AOI	51	Debenham B1077 Aspall Road	SB	Jan-16	ATC	No	5913-3923	5913	3923
103	Calibration	AOI	52	Earl Stonham A1120	EB	Jan-16	ATC	No	2381-3203	2381	3203
104	Calibration	AOI	52	Earl Stonham A1120	WB	Jan-16	ATC	No	3203-2381	3203	2381
105	Calibration	AOI	53	Eye B1077	EB	Jan-16	ATC	No	3929-3207	3929	3207
106	Calibration	AOI	53	Eye B1077	WB	Jan-16	ATC	No	3207-3929	3207	3929
107	Calibration	AOI	54	Eye Yaxley Road	EB	Jan-16	ATC	No	3204-3205	3204	3205
108	Calibration	AOI	54	Eye Yaxley Road	WB	Jan-16	ATC	No	3205-3204	3205	3204
109	Calibration	AOI	55	Eye B1117 Hoxne Road	EB	Jan-16	ATC	No	3206-1007	3206	1007
110	Calibration	AOI	55	Eye B1117 Hoxne Road	WB	Jan-16	ATC	No	1007-3206	1007	3206
111	Calibration	AOI	56	Eye Cranley Green Road	NB	Jan-16	ATC	No	3926-3206	3926	3206
112	Calibration	AOI	56	Eye Cranley Green Road	SB	Jan-16	ATC	No	3206-3926	3206	3926
113	Calibration	AOI	57	Helmingham B1077	NB	Jan-16	ATC	No	3326-3920	3326	3920
114	Calibration	AOI	57	Helmingham B1077	SB	Jan-16	ATC	No	3920-3326	3920	3326
115	Calibration		58	Harleston B1116 Harleston Road	NB	Jan-16	ATC	No	3244-4629	3244	4629
116	Calibration		58	Harleston B1116 Harleston Road	SB	Jan-16	ATC	No	4629-3244	4629	3244
117	Calibration	AOI	59	Claydon Bramford Road	NB	Jan-16	ATC	No	0027-5002	50027	50025
118	Calibration	AOI	59	Claydon Bramford Road	SB	Jan-16	ATC	No	0026-5002	50026	50027
119	Calibration	AOI	60	Claydon Bramford Road	EB	Jan-16	ATC	No	0025-5001	50025	50016
121	Calibration		61	Stanton Street A1088	NB	Jan-16	ATC	No	5917-3914	5917	3914
122	Calibration		61	Stanton Street A1088	SB	Jan-16	ATC	No	3914-5917	3914	5917
123	Calibration		62	Brockford Street A140 The Street	NB	Jan-16	ATC	No	3905-1302	3905	1302
124	Calibration		62	Brockford Street A140 The Street	SB	Jan-16	ATC	No	1302-3905	1302	3905
125	Calibration	AOI	63	Earl Stonham A140	NB	Jan-16	ATC	No	3145-3203	3145	3203
126	Calibration	AOI	63	Earl Stonham A140	SB	Jan-16	ATC	No	3203-3146	3203	3146
127	Calibration	AOI	64	Coddenham B1078 High Street	EB	Jan-16	ATC	No	3146-3147	3146	3147
128	Calibration	AOI	64	Coddenham B1078 High Street	WB	Jan-16	ATC	No	3147-3146	3147	3146
129	Calibration	AOI	65	Needham Market Barking Road	EB	Jan-16	ATC	No	3138-3720	3138	3720
130	Calibration	AOI	65	Needham Market Barking Road	WB	Jan-16	ATC	No	3720-3138	3720	3138
131	Calibration	AOI	66	Needham Market Lower Street	NB	Jan-16	ATC	No	3695-3139	3695	3139
132	Calibration	AOI	66	Needham Market Lower Street	SB	Jan-16	ATC	No	3139-3695	3139	3695
133	Calibration	AOI	67	Stuston A143 Old Bury Road	EB	Jan-16	ATC	No	3935-3248	3935	3248
134	Calibration	AOI	67	Stuston A143 Old Bury Road	WB	Jan-16	ATC	No	3248-3935	3248	3935
135	Validation	AOI	68	East End A1120	EB	Jan-16	ATC	No	3903-3201	3903	3201
136	Validation	AOI	68	East End A1120	WB	Jan-16	ATC	No	3201-3903	3201	3903
137	Calibration		69	Redgrave B1113	NB	Jan-16	ATC	No	80390-5810	80390	5810
138	Calibration		69	Redgrave B1113	SB	Jan-16	ATC	No	5810-80390	5810	80390
139	Calibration	AOI	70	Stowmarket Stowmarket Road	EB	Jan-16	ATC	No	2383-3716	2383	3716
140	Calibration	AOI	70	Stowmarket Stowmarket Road	WB	Jan-16	ATC	No	3716-2383	3716	2383
141	Calibration	AOI	71	Stowmarket A1120	NB	Jan-16	ATC	No	2414-2380	2414	2380
142	Calibration	AOI	71	Stowmarket A1120	SB	Jan-16	ATC	No	2380-2414	2380	2414
143	Calibration	AOI	72	Stowmarket B1115	EB	Jan-16	ATC	No	80380-2380	80380	2380
144	Calibration	AOI	72	Stowmarket B1115	WB	Jan-16	ATC	No	2380-80380	2380	80380
145	Calibration	AOI	73	Stowmarket Newton Road	NB	Jan-16	ATC	No	2375-2382	2375	2382
146	Calibration	AOI	73	Stowmarket Newton Road	SB	Jan-16	ATC	No	2382-2375	2382	2375
147	Calibration	Stowmarket	74	Stowmarket B1115 Finborough Rd	EB	Jan-16	ATC	No	2350-2349	2350	2349
148	Calibration	Stowmarket	74	Stowmarket B1115 Finborough Rd	WB	Jan-16	ATC	No	2349-2350	2349	2350
149	Calibration	AOI	75	Stowmarket A1120	NB	Jan-16	ATC	No	2386-2391	2386	2391
150	Calibration	AOI	75	Stowmarket A1120	SB	Jan-16	ATC	No	2391-2387	2391	2387
151	Calibration	AOI	76	Stowmarket A1308 Needham Rd	NB	Jan-16	ATC	No	2390-2318	2390	2318
152	Calibration	AOI	76	Stowmarket A1308 Needham Rd	SB	Jan-16	ATC	No	2318-2390	2318	2390
155	Calibration	AOI	78	Stowmarket A1038 Bury Road	NB	Jan-16	ATC	No	2340-3494	2340	3494
156	Calibration	AOI	78	Stowmarket A1038 Bury Road	SB	Jan-16	ATC	No	3494-2340	3494	2340
157	Calibration	AOI	79	Stowmarket Stowupland Road	NB	Jan-16	ATC	No	5852-2377	5852	2377
158	Calibration	AOI	79	Stowmarket Stowupland Road	SB	Jan-16	ATC	No	2377-5852	2377	5852
159	Calibration	AOI	80	Stowmarket B1115 Finborough Road	EB	Jan-16	ATC	No	2346-2434	2346	2434
160	Calibration	AOI	80	Stowmarket B1115 Finborough Road	WB	Jan-16	ATC	No	2434-2346	2434	2346
161	Calibration		81	Stradbroke B1117 Laxfield Rd	EB	Jan-16	ATC	No	3210-3317	3210	3317
162	Calibration		81	Stradbroke B1117 Laxfield Rd	WB	Jan-16	ATC	No	3317-3210	3317	3210
163	Calibration		82	Beyton Thurston Rd	NB	Jan-16	ATC	No	3879-3878	3879	3878
164	Calibration		82	Beyton Thurston Rd	SB	Jan-16	ATC	No	3878-3879	3878	3879
165	Calibration		83	Woolpit Unnamed Road	NB	Jan-16	ATC	No	3838-3837	3838	3837
166	Calibration		83	Woolpit Unnamed Road	SB	Jan-16	ATC	No	3837-3838	3837	3838
167	Calibration		84	Barningham B1111 Stanton Rd	NB	Jan-16	ATC	No	3263-3865	3263	3865
168	Calibration		84	Barningham B1111 Stanton Rd	SB	Jan-16	ATC	No	3865-3263	3865	3263
169	Calibration	ury St. Edmun	85	Bury St Edmunds A134 Sicklesmere Road	NB	Jan-16	ATC	No	2132-2111	2132	2111
170	Calibration	ury St. Edmun	85	Bury St Edmunds A134 Sicklesmere Road	SB	Jan-16	ATC	No	2111-2132	2111	2132
171	Calibration	ury St. Edmun	86	Bury St Edmunds A143 Horringer Road	NB	Jan-16	ATC	No	2144-2143	2144	2143
172	Calibration	ury St. Edmun	86	Bury St Edmunds A143 Horringer Road	SB	Jan-16	ATC	No	2143-2144	2143	2144
175	Calibration	ury St. Edmun	88	Bury St Edmunds A1302 Cullum Road	NB	Jan-16	ATC	No	2112-1320	2112	1320
176	Calibration	ury St. Edmun	88	Bury St Edmunds A1302 Cullum Road	SB	Jan-16	ATC	No	1320-2112	1320	2112
181	Validation	ury St. Edmun	91	Bury St Edmunds A1302 Newmarket Road	NB	Jan-16	ATC	No	2159-1308	2159	1308
182	Validation	ury St. Edmun	91	Bury St Edmunds A1302 Newmarket Road	SB	Jan-16	ATC	No	1308-2159	1308	2159
183	Calibration	ury St. Edmun	92	Bury St Edmunds Fornham Lane	NB	Jan-16	ATC	No	3849-2199	3849	2199
184	Calibration	ury St. Edmun	92	Bury St Edmunds Fornham Lane	SB	Jan-16	ATC	No	2199-3849	2199	3849
185	Calibration	ury St. Edmun	93	Bury St Edmunds Tut Hill	NB	Jan-16	ATC	No	2198-2232	2198	2232
186	Calibration	ury St. Edmun	93	Bury St Edmunds Tut Hill	SB	Jan-16	ATC	No	2232-2198	2232	2198
187	Calibration	ury St. Edmun	94	Bury St Edmunds Westley Road	EB	Jan-16	ATC	No	2180-2155	2180	2155
188	Calibration	ury St. Edmun	94	Bury St Edmunds Westley Road	WB	Jan-16	ATC	No	2155-2180	2155	2180
189	Calibration	ury St. Edmun	95	Bury St Edmunds A1101	NB	Jan-16	ATC	No	3381-2217	3381	2217
190	Calibration	ury St. Edmun	95	Bury St Edmunds A1101	SB	Jan-16	ATC	No	2217-3381	2217	3381
191	Calibration	ury St. Edmun	96	Bury St Edmunds B1106 Thetford Road	NEB	Jan-16	ATC	No	2220-2235	2220	2235
192	Calibration	ury St. Edmun	96	Bury St Edmunds B1106 Thetford Road	SWB	Jan-16	ATC	No	2235-2220	2235	2220
193	Calibration	ury St. Edmun	97	Bury St Edmunds Mildenhall Road	NB	Jan-16	ATC	No	2230-2232	2230	2232

AM Peak																
ALL VEHICLES					CAR					LGV			HGV			
Observed	Modelled	GEH	GEH Pass?	Flow Pass?	Observed	Modelled	GEH	GEH Pass?	Flow Pass?	Observed	Modelled	GEH	Observed	Modelled	GEH
122	168	3.773	Yes	Yes	101.0627	139	3.434	Yes	Yes	17.14563	17	0.038	4.166667	12	2.802
145	145	0.006	Yes	Yes	118.1262	118	0.007	Yes	Yes	20.0405	20	0.007	6.75	7	0.069
92	91	0.048	Yes	Yes	71.49554	71	0.068	Yes	Yes	12.12946	12	0.040	8.166667	8	0.089
152	158	0.489	Yes	Yes	124.3246	124	0.031	Yes	Yes	21.09208	21	0.016	6.75	13	2.057
107	135	2.570	Yes	Yes	88.23839	115	2.627	Yes	Yes	14.96994	17	0.616	3.375	3	0.406
108	147	3.519	Yes	Yes	86.10101	119	3.211	Yes	Yes	14.60733	24	2.124	6.958333	5	0.851
138	185	3.739	Yes	Yes	91.54422	147	5.045	No	Yes	15.53078	20	1.107	30.45	18	2.484
195	322	7.924	No	No	158.1238	285	8.530	No	No	26.82623	27	0.043	9.8	10	0.059
261	230	1.963	Yes	Yes	210.9956	183	1.989	Yes	Yes	35.79611	33	0.445	13.95833	14	0.058
242	242	0.003	Yes	Yes	199.8099	200	0.002	Yes	Yes	33.89842	34	0.002	8.166667	8	0.001
91	90	0.078	Yes	Yes	70.88155	70	0.064	Yes	Yes	12.02529	12	0.033	8.334821	8	0.032
94	95	0.163	Yes	Yes	76.75096	77	0.013	Yes	Yes	13.02106	13	0.022	3.794643	6	0.822
91	106	1.478	Yes	Yes	72.06551	81	1.004	Yes	Yes	12.22616	14	0.479	6.708333	11	1.401
114	115	0.096	Yes	Yes	91.51572	92	0.007	Yes	Yes	15.52595	16	0.092	6.958333	8	0.222
224	222	0.080	Yes	Yes	182.6752	182	0.049	Yes	Yes	30.99146	30	0.123	9.833333	10	0.046
195	194	0.066	Yes	Yes	160.482	160	0.041	Yes	Yes	27.22631	27	0.059	7.416667	7	0.033
148	142	0.517	Yes	Yes	120.2101	120	0.016	Yes	Yes	20.39405	20	0.083	7.25	2	2.697
239	237	0.128	Yes	Yes	199.2578	199	0.042	Yes	Yes	33.80475	34	0.037	5.583333	4	0.732
250	241	0.534	Yes	Yes	198.1712	180	1.296	Yes	Yes	33.62042	29	0.883	17.95833	32	2.870
183	277	6.228	No	Yes	140.4975	212	5.406	No	Yes	23.83587	41	3.077	18.5	24	1.112
477	306	8.632	No	No	385.335	244	7.956	No	No	65.37337	35	4.317	26.125	27	0.179
323	440	6.027	No	No	259.9773	371	6.254	No	No	44.10602	45	0.138	18.625	24	1.234
811	816	0.173	Yes	Yes	601.674	621	0.763	Yes	Yes	102.076	104	0.238	107.5833	91	1.640
318	319	0.056	Yes	Yes	259.9987	261	0.052	Yes	Yes	44.10965	44	0.015	13.475	14	0.069
455	454	0.041	Yes	Yes	370.2379	370	0.022	Yes	Yes	62.8121	63	0.038	22.2	21	0.160
594	558	1.515	Yes	Yes	454.9781	407	2.293	Yes	Yes	77.18856	67	1.229	62	84	2.539
729	774	1.661	Yes	Yes	563.2367	599	1.497	Yes	Yes	95.55499	100	0.482	69.83333	74	0.548
639	632	0.282	Yes	Yes	464.7745	438	1.250	Yes	Yes	78.85055	93	1.569	95	100	0.495
851	864	0.439	Yes	Yes	656.4979	671	0.582	Yes	Yes	111.3771	110	0.102	83.125	82	0.117
180	222	2.930	Yes	Yes	145.5559	167	1.712	Yes	Yes	24.69405	45	3.375	9.916667	10	0.088
127	241	8.400	No	No	104.625	211	8.445	No	No	17.74999	25	1.556	4.583333	5	0.311
271	322	2.983	Yes	Yes	223.713	270	2.963	Yes	Yes	37.95366	48	1.544	8.833333	3	2.158
239	309	4.205	Yes	Yes	194.2171	270	4.978	Yes	Yes	32.94958	34	0.258	12.08333	4	2.701
283	285	0.124	Yes	Yes	221.6469	223	0.078	Yes	Yes	37.60313	38	0.136	23.5	24	0.018
252	252	0.004	Yes	Yes	198.5631	198	0.036	Yes	Yes	33.6869	34	0.088	19.625	20	0.014
248	273	1.569	Yes	Yes	177.2961	202	1.772	Yes	Yes	30.07888	42	1.931	40.125	29	1.805
284	236	2.992	Yes	Yes	207.5401	158	3.672	Yes	Yes	35.20988	44	1.412	41.375	34	1.221
196	225	1.991	Yes	Yes	161.141	170	0.694	Yes	Yes	27.33812	36	1.458	7.3125	19	3.241
182	158	1.897	Yes	Yes	140.9071	137	0.343	Yes	Yes	23.90537	17	1.503	17.4375	4	4.284
103	42	7.151	No	Yes	84.21298	33	6.728	No	Yes	14.28702	6	2.531	4.625	3	0.706
87	40	5.832	No	Yes	69.18004	31	5.400	No	Yes	11.73663	5	2.354	5.958333	4	0.660
406	392	0.690	Yes	Yes	334.109	334	0.020	Yes	Yes	56.68271	57	0.076	14.70833	0	5.424
419	401	0.897	Yes	Yes	342.801	343	0.005	Yes	Yes	58.15734	58	0.008	18	0	6.000
493	427	3.063	Yes	Yes	410.5917	351	3.064	Yes	Yes	69.65827	64	0.713	12.5	12	0.025
584	551	1.380	Yes	Yes	484.2247	489	0.205	Yes	Yes	82.15034	45	4.684	17.125	17	0.016
390	324	3.456	Yes	Yes	317.8292	277	2.395	Yes	Yes	53.92079	31	3.511	18	17	0.271
373	338	1.861	Yes	Yes	309.4222	277	1.883	Yes	Yes	52.49451	57	0.573	11.125	4	2.575
117	248	9.704	No	No	93.08313	183	7.630	No	Yes	15.79187	42	4.893	8.375	24	3.823
194	415	12.672	No	No	153.3574	326	11.137	No	No	26.0176	67	6.036	14.83333	23	1.775
141	270	8.995	No	No	116.915	228	8.450	No	No	19.83502	32	2.440	4.25	10	2.091
125	141	1.334	Yes	Yes	102.4876	103	0.018	Yes	Yes	17.38737	28	2.287	5.5	10	1.548
777	752	0.886	Yes	Yes	628.9257	616	0.531	Yes	Yes	106.6993	97	0.957	40.875	39	0.252
715	715	0.010	Yes	Yes	575.0635	577	0.088	Yes	Yes	97.56146	96	0.198	42	42	0.014
836	532	11.648	No	No	689.72	420	11.434	No	No	117.0133	79	3.844	29.6625	32	0.498
653	547	4.318	Yes	No	525.4869	463	2.830	Yes	Yes	89.15061	59	3.494	38.425	26	2.263
448	474	1.223	Yes	Yes	366.1341	383	0.893	Yes	Yes	62.11588	77	1.774	19.25	13	1.446
604	587	0.720	Yes	Yes	498.5451	515	0.738	Yes	Yes	84.57986	58	3.086	21	13	1.964
110	116	0.576	Yes	Yes	90.73201	94	0.310	Yes	Yes	15.39299	17	0.414	3.375	5	0.722
161	216	4.020	Yes	Yes	134.4059	190	4.336	Yes	Yes	22.80242	23	0.010	3.916667	4	0.002
365	344	1.066	Yes	Yes	306.786	304	0.175	Yes	Yes	52.04728	35	2.582	5.666667	6	0.009
312	313	0.049	Yes	Yes	258.8374	260	0.050	Yes	Yes	43.91263	44	0.032	9.625	10	0.084
109	109	0.020	Yes	Yes	86.02976	86	0.014	Yes	Yes	14.59524	15	0.100	8.375	8	0.015
111	112	0.094	Yes	Yes	88.70149	89	0.052	Yes	Yes	15.04851	15	0.006	7.25	8	0.176
265	265	0.045	Yes	Yes	216.7487	217	0.029	Yes	Yes	36.77214	37	0.052	11	11	0.001
251	250	0.049	Yes	Yes	203.0694	203	0.013	Yes	Yes	34.45141	34	0.079	13.5625	13	0.036
309	310	0.048	Yes	Yes	256.6644	257	0.026	Yes	Yes	43.54397	44	0.070	9.083333	9	0.015
343	342	0.021	Yes	Yes	284.3079	284	0.018	Yes	Yes	48.23379	48	0.037	10.25	10	0.052
118	152	2.934	Yes	Yes	96.18234	123	2.584	Yes	Yes	16.31766	17	0.099	5.625	12	2.220
221	292	4.429	Yes	Yes	182.034	232	3.488	Yes	Yes	30.88268	41	1.619	8.333333	19	2.974
347	956	23.853	No	No	270.4861	770	21.906	No	No	45.88888	151	10.577	31	35	0.771
544	824	10.679	No	No	439.9452	661	9.410	No	No	74.63817	114	4.073	29.66667	49	3.025
284	620	15.765	No	No	232.5119	541	15.686	No	No	39.44643	68	3.941	12.5	10	0.661
411	352	3.032	Yes	Yes	341.2692	285	3.198	Yes	Yes	57.89747	57	0.162	11.66667	10	0.423
294	281	0.772	Yes	Yes	236.5729	237	0.041	Yes	Yes	40.13539	40	0.020	16.91667	3	4.270
824	346	19.780	No	No	684.4977	308	16.923	No	No	116.1273	29	10.246	23.625	9	3.510
409	486	3.615	Yes	Yes	332.4347	407	3.857	Yes	Yes	56.39866	65	1.082	20.58333	15	1.447
650	660	0.372	Yes	Yes	541.9697	611	2.856	Yes	Yes	91.94698	37	6.802	16.20833	12	1.170
460	470	0.435	Yes	Yes	388.7192	382	0.368	Yes	Yes	65.94751	66	0.013	5.791667	22	4.402
394	395	0.056	Yes	Yes	319.2898	320	0.041	Yes	Yes	54.16858	54	0.003	20.04167	20	0.081
643	394	10.933	No	No	538.4074	326	10.241	No	No	91.34262	38	6.588	12.75	30	3.693
598	292	14.500	No	No	491.5986	196	15.973	No	No	83.40136	62	2.525	23.125	35	2.167
528	272	12.778	No	No	449.1715	227	12.113	No	No	76.20346	41	4.656	2.75	5	1.284
310	236	4.469	Yes	Yes	263.4327	205	3.790	Yes	Yes	44.69225	27	2.938	1.5	3	1.180
674	721	1.757	Yes	Yes	560.5649	607	1.933	Yes	Yes	95.10172	90	0.507	18.70833	23	1.000
561	541	0.880	Yes	Yes	467.09	452	0.709	Yes	Yes	79.24338	74	0.606	14.91667	15	0.039
312	747	18.916	No	No	257.5846	609	16.896	No	No	43.7001	110	7.590	10.4375	27	3.873
620	491	5.467	No	No	518.2803	417	4.675	Yes	No	87.928	60	3.238	13.95833	14	0.024
336	251	4.965	Yes	Yes	267.28	198	4.523	Yes	Yes	45.34496	33	2.052	23.70833	20	0.698

ID	Calibration / Validation	Area	Ref	Site Location	Dir	Date	Data Type	Duplicate?	Ref	A-Node	B-Node
194	Calibration	ury St. Edmund	97	Bury St Edmunds Mildenhall Road	SB	Jan-16	ATC	No	2232-2230	2232	2230
195	Calibration	ury St. Edmund	98	Bury St Edmunds A134	NB	Jan-16	ATC	No	2250-3815	2250	3815
196	Calibration	ury St. Edmund	98	Bury St Edmunds A134	SB	Jan-16	ATC	No	3815-2250	3815	2250
197	Validation	ury St. Edmund	99	Bury St Edmunds B1106 Barton Bottom	EB	Jan-16	ATC	No	2250-2259	2250	2259
198	Validation	ury St. Edmund	99	Bury St Edmunds B1106 Barton Bottom	WB	Jan-16	ATC	No	2259-2250	2259	2250
199	Calibration	ury St. Edmund	100	Bury St Edmunds A134 Compiegne Way	NB	Jan-16	ATC	No	2087-2234	2087	2234
200	Calibration	ury St. Edmund	100	Bury St Edmunds A134 Compiegne Way	SB	Jan-16	ATC	No	2234-2087	2234	2087
201	Validation	ury St. Edmund	101	Bury St Edmunds A143	NB	Jan-16	ATC	No	5919-3852	5919	3852
202	Validation	ury St. Edmund	101	Bury St Edmunds A143	SB	Jan-16	ATC	No	3852-5919	3852	5919
203	Calibration	ury St. Edmund	102	Bury St Edmunds Mount Road	EB	Jan-16	ATC	No	2282-2284	2282	2284
204	Calibration	ury St. Edmund	102	Bury St Edmunds Mount Road	WB	Jan-16	ATC	No	2284-2282	2284	2282
205	Calibration	ury St. Edmund	103	Horninger Poulters Lane	NEB	Jan-16	ATC	No	5638-1011	5638	1011
206	Calibration	ury St. Edmund	103	Horninger Poulters Lane	SWB	Jan-16	ATC	No	1011-5638	1011	5638
207	Calibration	ury St. Edmund	104	Bury St Edmunds Unnamed Road	NB	Jan-16	ATC	No	4004-2284	4004	2284
208	Calibration	ury St. Edmund	104	Bury St Edmunds Unnamed Road	SB	Jan-16	ATC	No	2284-4004	2284	4004
209	Calibration	ury St. Edmund	105	Bury St Edmunds Hardwick Lane	EB	Jan-16	ATC	No	1319-2137	1319	2137
210	Calibration	ury St. Edmund	105	Bury St Edmunds Hardwick Lane	WB	Jan-16	ATC	No	2137-1319	2137	1319
211	Calibration	ury St. Edmund	106	Bury St Edmunds Hospital Road	EB	Jan-16	ATC	No	2177-2178	2177	2178
212	Calibration	ury St. Edmund	106	Bury St Edmunds Hospital Road	WB	Jan-16	ATC	No	2178-2177	2178	2177
213	Validation	ury St. Edmund	107	Bury St Edmunds Flemyng Road	NB	Jan-16	ATC	No	2150-2151	2150	2151
214	Validation	ury St. Edmund	107	Bury St Edmunds Flemyng Road	SB	Jan-16	ATC	No	2151-2150	2151	2150
215	Calibration	ury St. Edmund	108	Bury St Edmunds A1302 Tayfen Road	EB	Jan-16	ATC	No	2076-2078	2076	2078
216	Calibration	ury St. Edmund	108	Bury St Edmunds A1302 Tayfen Road	WB	Jan-16	ATC	No	2078-2076	2078	2076
217	Calibration	ury St. Edmund	109	Bury St Edmunds Mustow Street	EB	Jan-16	ATC	No	3860-3399	3860	3399
218	Calibration	ury St. Edmund	109	Bury St Edmunds Mustow Street	WB	Jan-16	ATC	No	3399-3860	3399	3860
221	Calibration	ury St. Edmund	111	Bury St Edmunds Hollow Road	NB	Jan-16	ATC	No	1358-3427	1358	3427
222	Calibration	ury St. Edmund	111	Bury St Edmunds Hollow Road	SB	Jan-16	ATC	No	3427-1358	3427	1358
223	Calibration	ury St. Edmund	112	Bury St Edmunds Orttewell Road	NB	Jan-16	ATC	No	2297-2271	2297	2271
224	Calibration	ury St. Edmund	112	Bury St Edmunds Orttewell Road	SB	Jan-16	ATC	No	2271-2297	2271	2297
225	Calibration		113	Clare A1092 Cavendish Road	EB	Jan-16	ATC	No	3308-3731	3308	3731
226	Calibration		113	Clare A1092 Cavendish Road	WB	Jan-16	ATC	No	3731-3308	3731	3308
231	Validation		116	Thetford A1088	NB	Jan-16	ATC	No	5921-3265	5921	3265
232	Validation		116	Thetford A1088	SB	Jan-16	ATC	No	3265-5921	3265	5921
235	Calibration		118	Great Bradley B1061	NB	Jan-16	ATC	No	3743-2481	3743	2481
236	Calibration		118	Great Bradley B1061	SB	Jan-16	ATC	No	2481-3743	2481	3743
237	Calibration		119	Kedington B1061 Haverhill Road	NB	Jan-16	ATC	No	3740-2625	3740	2625
238	Calibration		119	Kedington B1061 Haverhill Road	SB	Jan-16	ATC	No	2625-3740	2625	3740
239	Calibration	Haverhill	120	Haverhill A143 Haverhill Rd	EB	Jan-16	ATC	No	2584-2625	2584	2625
240	Calibration	Haverhill	120	Haverhill A143 Haverhill Rd	WB	Jan-16	ATC	No	2625-2584	2625	2584
241	Calibration	Haverhill	121	Haverhill A143 Ehringshausen Way	NB	Jan-16	ATC	No	2573-2572	2573	2572
242	Calibration	Haverhill	121	Haverhill A143 Ehringshausen Way	SB	Jan-16	ATC	No	2572-2573	2572	2573
243	Validation	Haverhill	122	Haverhill A1017	EB	Jan-16	ATC	No	2541-2540	2541	2540
244	Validation	Haverhill	122	Haverhill A1017	WB	Jan-16	ATC	No	2540-2541	2540	2541
245	Calibration	Haverhill	123	Haverhill A1017	NB	Jan-16	ATC	No	2556-2612	2556	2612
246	Calibration	Haverhill	123	Haverhill A1017	SB	Jan-16	ATC	No	2612-2556	2612	2556
247	Calibration	Haverhill	124	Haverhill Queens Street	NB	Jan-16	ATC	No	2603-2628	2603	2628
248	Calibration	Haverhill	124	Haverhill Queens Street	SB	Jan-16	ATC	No	2628-2603	2628	2603
249	Calibration	Haverhill	125	Haverhill A1307 Withersfield	EB	Jan-16	ATC	No	2592-2591	2592	2591
250	Calibration	Haverhill	125	Haverhill A1307 Withersfield	WB	Jan-16	ATC	No	2591-2592	2591	2592
251	Calibration	Haverhill	126	Haverhill A1307	EB	Jan-16	ATC	No	2611-2605	2611	2605
252	Calibration	Haverhill	126	Haverhill A1307	WB	Jan-16	ATC	No	2605-2611	2605	2611
253	Calibration	Haverhill	127	Haverhill A143 Rowley Hill	EB	Jan-16	ATC	No	3621-2540	3621	2540
254	Calibration	Haverhill	127	Haverhill A143 Rowley Hill	WB	Jan-16	ATC	No	2540-3621	2540	3621
255	Validation	Haverhill	128	Haverhill A1307	EB	Jan-16	ATC	No	2630-2612	2630	2612
256	Validation	Haverhill	128	Haverhill A1307	WB	Jan-16	ATC	No	2612-2630	2612	2630
257	Calibration	Haverhill	129	Wixoe A1092	NB	Jan-16	ATC	No	3307-3308	3307	3308
258	Calibration	Haverhill	129	Wixoe A1092	SB	Jan-16	ATC	No	3308-3307	3308	3307
259	Calibration	Haverhill	130	Haverhill Bumpstead Road	NB	Jan-16	ATC	No	2543-2544	2543	2544
260	Calibration	Haverhill	130	Haverhill Bumpstead Road	SB	Jan-16	ATC	No	2544-2543	2544	2543
261	Calibration	Haverhill	131	Haverhill Burton End	EB	Jan-16	ATC	No	2558-2559	2558	2559
262	Calibration	Haverhill	131	Haverhill Burton End	WB	Jan-16	ATC	No	2559-2558	2559	2558
263	Calibration		132	Hundon Folly Road	NB	Jan-16	ATC	No	3733-3735	3733	3735
264	Calibration		132	Hundon Folly Road	SB	Jan-16	ATC	No	3735-3733	3735	3733
265	Calibration		133	Ixworth A143	NB	Jan-16	ATC	No	3325-3264	3325	3264
266	Calibration		133	Ixworth A143	SB	Jan-16	ATC	No	3264-3325	3264	3325
267	Calibration		134	Wickhambrook B1063	NB	Jan-16	ATC	No	3774-5938	3774	5938
268	Calibration		134	Wickhambrook B1063	SB	Jan-16	ATC	No	5938-3774	5938	3774
269	Validation		135	Stanton A143 Bury Rd	EB	Jan-16	ATC	No	3875-3867	3875	3867
270	Validation		135	Stanton A143 Bury Rd	WB	Jan-16	ATC	No	3867-3875	3867	3875
271	Calibration	SEGWay	136	Aldeburgh Aldeburgh Road	EB	Jan-16	ATC	No	3190-3189	3190	3189
272	Calibration	SEGWay	136	Aldeburgh Aldeburgh Road	WB	Jan-16	ATC	No	3189-3190	3189	3190
273	Calibration		137	Blythburgh A12 Station Rd	NB	Jan-16	ATC	No	3224-3328	3224	3328
274	Calibration		137	Blythburgh A12 Station Rd	SB	Jan-16	ATC	No	3328-3224	3328	3224
275	Calibration	AOI	138	Earl Soham A1120 Mill Hill	EB	Jan-16	ATC	No	3200-5845	3200	5845
276	Calibration	AOI	138	Earl Soham A1120 Mill Hill	WB	Jan-16	ATC	No	5845-3200	5845	3200
277	Calibration	Felixstowe	139	Felixstowe A154 Candlet Road	NB	Jan-16	ATC	No	80409-2913	80409	2913
278	Calibration	Felixstowe	139	Felixstowe A154 Candlet Road	SB	Jan-16	ATC	No	2913-80409	2913	80409
279	Calibration	Felixstowe	140	Felixstowe A154 Walton Avenue	EB	Jan-16	ATC	No	3551-5859	3551	5859
280	Calibration	Felixstowe	140	Felixstowe A154 Walton Avenue	WB	Jan-16	ATC	No	5859-3551	5859	3551
281	Calibration	Felixstowe	141	Felixstowe A1021 Beatrice Ave	NB	Jan-16	ATC	No	2911-2912	2911	2912
282	Calibration	Felixstowe	141	Felixstowe A1021 Beatrice Ave	SB	Jan-16	ATC	No	2912-2911	2912	2911
283	Calibration	Felixstowe	142	Felixstowe A154 Garrison Lane	NB	Jan-16	ATC	No	2921-2919	2921	2919
284	Calibration	Felixstowe	142	Felixstowe A154 Garrison Lane	SB	Jan-16	ATC	No	2919-2921	2919	2921
285	Validation	Felixstowe	143	Felixstowe A154 Trinity Avenue	NB	Jan-16	ATC	No	2899-2892	2899	2892
286	Validation	Felixstowe	143	Felixstowe A154 Trinity Avenue	SB	Jan-16	ATC	No	2892-2899	2892	2899
287	Calibration	Felixstowe	144	Felixstowe A154 Walton Avenue	EB	Jan-16	ATC	No	2899-2870	2899	2870
288	Calibration	Felixstowe	144	Felixstowe A154 Walton Avenue	WB	Jan-16	ATC	No	2870-2899	2870	2899
289	Calibration	Felixstowe	145	Felixstowe Langer Road	NB	Jan-16	ATC	No	2863-2865	2863	2865

AM Peak																
ALL VEHICLES					CAR					LGV			HGV			
Observed	Modelled	GEH	GEH Pass?	Flow Pass?	Observed	Modelled	GEH	GEH Pass?	Flow Pass?	Observed	Modelled	GEH	Observed	Modelled	GEH
403	198	11.853	No	No	330.8494	156	11.222	No	No	56.12972	19	6.109	16.0625	23	1.585
462	733	11.122	No	No	341.8748	570	10.691	No	No	58.00021	82	2.844	61.75	82	2.337
736	832	3.424	Yes	Yes	593.5519	664	2.809	Yes	Yes	100.6981	106	0.539	42.125	62	2.767
134	64	6.996	No	Yes	109.3629	50	6.636	No	Yes	18.55378	9	2.536	5.625	5	0.371
372	301	3.824	Yes	Yes	312.0832	236	4.593	Yes	Yes	52.94596	41	1.808	6.575	25	4.606
882	1106	7.106	No	No	645.1698	866	8.020	No	No	109.4552	135	2.348	127.375	105	2.074
926	1083	4.967	Yes	No	696.2533	856	5.743	No	No	118.1217	130	1.091	111.5	97	1.446
356	656	13.365	No	No	263.5396	499	12.057	No	No	44.71038	109	7.349	47.375	48	0.107
911	967	1.840	Yes	Yes	728.4209	779	1.852	Yes	Yes	123.5791	146	1.939	58.5	42	2.403
398	220	10.131	No	No	331.4729	173	9.966	No	No	56.23548	41	2.210	10.41667	6	1.536
500	347	7.430	No	No	419.9606	287	7.066	No	No	71.24773	52	2.414	8.916667	8	0.385
460	323	6.901	No	No	381.5767	281	5.525	No	No	64.73577	34	4.417	13.27083	8	1.509
303	251	3.108	Yes	Yes	241.6492	203	2.583	Yes	Yes	40.9966	40	0.087	20.27083	8	3.387
303	313	0.575	Yes	Yes	251.1463	258	0.438	Yes	Yes	42.60782	46	0.486	8.85	9	0.046
439	431	0.390	Yes	Yes	367.5697	360	0.396	Yes	Yes	62.35944	62	0.065	9.175	9	0.025
398	414	0.781	Yes	Yes	336.282	348	0.624	Yes	Yes	57.05137	60	0.344	4.666667	6	0.670
668	664	0.155	Yes	Yes	559.425	557	0.115	Yes	Yes	94.90833	95	0.001	13.41667	12	0.351
259	261	0.119	Yes	Yes	218.6545	217	0.086	Yes	Yes	37.09547	38	0.157	3.625	6	1.018
445	429	0.756	Yes	Yes	376.5361	379	0.104	Yes	Yes	63.88061	46	2.347	4.833333	4	0.185
400	326	3.893	Yes	Yes	332.2922	294	2.136	Yes	Yes	56.37448	30	4.043	11.16667	1	3.913
216	124	7.088	No	Yes	179.4335	110	5.801	No	Yes	30.4415	13	3.799	6.375	1	2.552
587	622	1.416	Yes	Yes	491.563	524	1.456	Yes	Yes	83.39532	82	0.104	12.33333	15	0.796
859	825	1.170	Yes	Yes	715.2404	700	0.583	Yes	Yes	121.3429	103	1.725	22.75	23	0.037
507	491	0.674	Yes	Yes	423.3092	418	0.272	Yes	Yes	71.81582	63	1.122	11.375	11	0.083
273	272	0.013	Yes	Yes	228.8071	223	0.364	Yes	Yes	38.81789	39	0.107	4.875	9	1.710
199	151	3.599	Yes	Yes	153.2505	126	2.326	Yes	Yes	25.99947	18	1.724	19.5	7	3.283
499	205	15.685	No	No	401.8641	160	14.449	No	No	68.17759	34	4.746	29.16667	11	4.068
454	461	0.344	Yes	Yes	372.2969	377	0.268	Yes	Yes	63.16142	64	0.060	18.58333	20	0.387
654	646	0.317	Yes	Yes	543.8933	542	0.079	Yes	Yes	92.27333	86	0.643	17.5	17	0.041
197	199	0.172	Yes	Yes	155.0673	159	0.277	Yes	Yes	26.30769	26	0.062	15.33333	15	0.192
292	291	0.091	Yes	Yes	231.9776	234	0.142	Yes	Yes	39.35577	39	0.041	21	18	0.786
264	180	5.636	No	Yes	216.3034	149	4.987	Yes	Yes	36.6966	27	1.692	11.25	4	2.546
295	204	5.763	No	Yes	233.0463	171	4.397	Yes	Yes	39.53708	27	2.138	22	6	4.326
246	234	0.761	Yes	Yes	205.6165	183	1.597	Yes	Yes	34.88353	37	0.312	5.5	14	2.753
111	131	1.880	Yes	Yes	90.19766	98	0.850	Yes	Yes	15.30234	23	1.691	5.125	10	1.828
277	280	0.132	Yes	Yes	232.405	235	0.163	Yes	Yes	39.4283	39	0.073	5.5	6	0.075
161	160	0.069	Yes	Yes	133.4619	132	0.118	Yes	Yes	22.64226	23	0.067	5.0625	5	0.076
367	370	0.161	Yes	Yes	305.6461	317	0.650	Yes	Yes	51.85389	37	2.186	9.416667	16	1.757
504	521	0.760	Yes	Yes	415.009	436	1.006	Yes	Yes	70.40767	71	0.092	18.125	14	1.079
365	360	0.285	Yes	Yes	294.2289	296	0.089	Yes	Yes	49.91692	48	0.317	21.0625	16	1.095
365	363	0.131	Yes	Yes	300.9439	299	0.093	Yes	Yes	51.05614	50	0.137	13.41667	13	0.022
156	224	4.875	Yes	Yes	121.9735	147	2.186	Yes	Yes	20.69321	53	5.264	13.70833	24	2.306
331	320	0.622	Yes	Yes	267.7431	253	0.901	Yes	Yes	45.42352	34	1.799	18.08333	33	2.907
342	509	8.105	No	No	266.532	413	7.943	No	No	45.21804	57	1.668	30.25	39	1.508
258	302	2.620	Yes	Yes	190.5479	194	0.260	Yes	Yes	32.32709	76	5.977	35.25	31	0.666
177	98	6.743	No	Yes	149.3676	80	6.522	No	Yes	25.34072	13	2.705	2.708333	5	1.266
101	62	4.328	Yes	Yes	81.3097	48	4.192	Yes	Yes	13.79446	9	1.579	5.645833	6	0.032
493	490	0.152	Yes	Yes	408.4365	406	0.146	Yes	Yes	69.29263	69	0.040	15.35417	15	0.025
494	494	0.025	Yes	Yes	409.7724	410	0.009	Yes	Yes	69.51926	70	0.059	14.29167	14	0.035
334	207	7.730	No	No	273.4072	148	8.617	No	No	46.38445	47	0.141	14.375	11	0.839
489	599	4.722	Yes	No	405.4264	520	5.326	No	No	68.78195	68	0.061	14.54167	11	1.113
130	134	0.373	Yes	Yes	98.85407	99	0.012	Yes	Yes	16.77093	21	1.001	14.54167	14	0.049
285	286	0.056	Yes	Yes	229.6799	231	0.057	Yes	Yes	38.96596	39	0.009	16.4375	16	0.006
487	514	1.201	Yes	Yes	391.0347	344	2.427	Yes	Yes	66.34034	126	6.062	29.875	44	2.306
901	1199	9.205	No	No	739.3216	1016	9.329	No	No	125.4284	134	0.757	36.375	50	2.035
136	139	0.290	Yes	Yes	107.1364	111	0.348	Yes	Yes	18.17606	18	0.025	10.5625	10	0.039
302	305	0.168	Yes	Yes	248.1861	251	0.187	Yes	Yes	42.1056	42	0.004	11.70833	12	0.001
258	240	1.109	Yes	Yes	208.9294	204	0.365	Yes	Yes	35.44558	24	2.073	13.45833	13	0.265
455	376	3.917	Yes	Yes	374.933	314	3.273	Yes	Yes	63.60865	46	2.412	16.875	16	0.309
262	262	0.030	Yes	Yes	219.7232	221	0.055	Yes	Yes	37.27678	36	0.181	5.416667	5	0.086
216	218	0.099	Yes	Yes	178.8635	181	0.134	Yes	Yes	30.3448	30	0.063	7.125	7	0.000
50	60	1.352	Yes	Yes	40.89531	43	0.398	Yes	Yes	6.938026	9	0.744	2.541667	8	2.352
85	86	0.098	Yes	Yes	70.21311	71	0.043	Yes	Yes	11.91189	12	0.025	2.541667	3	0.278
621	622	0.064	Yes	Yes	487.6445	489	0.055	Yes	Yes	82.73052	83	0.041	50.5	51	0.002
996	994	0.050	Yes	Yes	799.489	799	0.031	Yes	Yes	135.636	136	0.032	60.5	59	0.138
64	169	9.693	No	No	51.26163	136	8.741	No	Yes	8.696707	20	3.035	4.208333	13	2.928
99	81	1.937	Yes	Yes	82.48526	61	2.540	Yes	Yes	13.9939	14	0.101	2.770833	6	1.649
291	286	0.274	Yes	Yes	215.6978	218	0.185	Yes	Yes	36.59386	40	0.536	38.33333	28	1.863
495	383	5.339	No	No	384.9075	284	5.489	No	No	65.30085	65	0.010	44.33333	33	1.847
103	101	0.206	Yes	Yes	84.49797	84	0.063	Yes	Yes	14.33536	14	0.092	4.333333	3	0.598
218	209	0.583	Yes	Yes	179.1129	179	0.018	Yes	Yes	30.3871	30	0.050	8	0	4.000
401	402	0.054	Yes	Yes	314.3025	315	0.046	Yes	Yes	53.32248	53	0.054	32.875	34	0.115
419	420	0.052	Yes	Yes	328.3974	329	0.006	Yes	Yes	55.71372	57	0.155	35	35	0.036
178	212	2.448	Yes	Yes	143.3473	165	1.755	Yes	Yes	24.31935	32	1.402	10.45833	15	1.387
210	114	7.548	No	Yes	172.8432	96	6.649	No	Yes	29.32343	14	3.308	7.458333	4	1.481
641	711	2.667	Yes	Yes	540.331	516	1.068	Yes	Yes	91.66897	155	5.670	9.25	40	6.230
859	806	1.848	Yes	Yes	721.9019	727	0.189	Yes	Yes	122.4731	48	8.011	14.5	30	3.312
314	332	0.985	Yes	Yes	262.9696	264	0.038	Yes	Yes	44.61368	45	0.058	6.541667	23	4.326
335	355	1.068	Yes	Yes	281.3155	284	0.154	Yes	Yes	47.72613	47	0.075	6.333333	24	4.555
400	386	0.714	Yes	Yes	336.3532	371	1.841	Yes	Yes	57.06345	15	7.010	6.708333	0	3.663
399	543	6.630	No	No	331.5441	408	3.981	Yes	Yes	56.24757	135	8.023	11.08333	0	4.708
380	361	0.962	Yes	Yes	318.2567	308	0.602	Yes	Yes	53.99332	41	1.895	7.375	13	1.641
441	400	1.996	Yes	Yes	368.9483	361	0.400	Yes	Yes	62.59333	29	4.884	9.75	10	0.050
255	273	1.111	Yes	Yes	136.7927	94	3.968	Yes	Yes	23.20733	31	1.540	94.75	147	4.785
636	632	0.168	Yes	Yes	510.6926	499	0.530	Yes	Yes	86.64072	75	1.250	38.54167	57	2.731
250	183	4.636	Yes	Yes	191.5454	156	2.735	Yes	Yes	32.49631	25	1.366	25.45833	2	6.283
228	201	1.804	Yes	Yes	169.7084	170	0.020	Yes	Yes	28.7916	29	0.035	29.25	2	6.757
148	153	0.422	Yes	Yes	120.976	121	0.011	Yes	Yes	20.52399	21	0.100	6.083333	11	1.659

ID	Calibration / Validation	Area	Ref	Site Location	Dir	Date	Data Type	Duplicate?	Ref	A-Node	B-Node
290	Calibration	Felixstowe	145	Felixstowe Langer Road	SB	Jan-16	ATC	No	2865-2863	2865	2863
291	Calibration	Felixstowe	146	Felixstowe Maidstone Road	NB	Jan-16	ATC	No	2906-2907	2906	2907
292	Calibration	Felixstowe	146	Felixstowe Maidstone Road	SB	Jan-16	ATC	No	2907-2906	2907	2906
293	Calibration	Felixstowe	147	Felixstowe High Street	EB	Jan-16	ATC	No	2938-2909	2938	2909
294	Calibration	Felixstowe	147	Felixstowe High Street	WB	Jan-16	ATC	No	2909-2938	2909	2938
295	Calibration	Felixstowe	148	Felixstowe High Road	NB	Jan-16	ATC	No	2939-3566	2939	3566
296	Calibration	Felixstowe	148	Felixstowe High Road	SB	Jan-16	ATC	No	3566-2939	3566	2939
297	Calibration	SEGWay	149	Framlingham B1120	NB	Jan-16	ATC	No	3196-3214	3196	3214
298	Calibration	SEGWay	149	Framlingham B1120	SB	Jan-16	ATC	No	3214-3196	3214	3196
299	Calibration	AOI	150	Framlingham B1116 Dennington Rd	NB	Jan-16	ATC	No	3198-3213	3198	3213
300	Calibration	AOI	150	Framlingham B1116 Dennington Rd	SB	Jan-16	ATC	No	3213-3198	3213	3198
301	Calibration	AOI	151	Framlingham B1119 Saxtead Rd	EB	Jan-16	ATC	No	3199-5976	3199	5976
302	Calibration	AOI	151	Framlingham B1119 Saxtead Rd	WB	Jan-16	ATC	No	5976-3199	5976	3199
303	Calibration	AOI	152	Framlingham Saxmundham Rd	EB	Jan-16	ATC	No	5978-7315	5978	7315
304	Calibration	AOI	152	Framlingham Saxmundham Rd	WB	Jan-16	ATC	No	7315-5978	7315	5978
305	Calibration	AOI	153	Framlingham Woodbridge Rd	NB	Jan-16	ATC	No	5438-5431	5438	5431
306	Calibration	AOI	153	Framlingham Woodbridge Rd	SB	Jan-16	ATC	No	5431-5438	5431	5438
307	Calibration	Waveney	154	Halesworth B1123 Chediston St	EB	Jan-16	ATC	No	3981-4521	3981	4521
308	Calibration	Waveney	154	Halesworth B1123 Chediston St	WB	Jan-16	ATC	No	4521-3981	4521	3981
309	Validation	AOI	155	Kesgrave A12	NB	Jan-16	ATC	No	0105-3010	30105	30107
311	Calibration	AOI	156	Ipswich A1156	EB	Jan-16	ATC	No	0259-3010	30259	30100
313	Validation	AOI	157	Kesgrave A1214 Main Rd	EB	Jan-16	ATC	No	0307-3057	30307	30577
314	Validation	AOI	157	Kesgrave A1214 Main Rd	WB	Jan-16	ATC	No	0577-3030	30577	30307
315	Calibration	AOI	158	Kesgrave A12	NB	Jan-16	ATC	No	0111-3011	30111	30112
316	Calibration	AOI	158	Kesgrave A12	SB	Jan-16	ATC	No	0112-3011	30112	30111
317	Calibration	SEGWay	159	Leiston B1122 Abbey Rd	NB	Jan-16	ATC	No	7331-7335	7331	7335
318	Calibration	SEGWay	159	Leiston B1122 Abbey Rd	SB	Jan-16	ATC	No	7335-7331	7335	7331
319	Calibration	SEGWay	160	Leiston B1119 Saxmundham Rd	EB	Jan-16	ATC	No	5519-5514	5519	5514
320	Calibration	SEGWay	160	Leiston B1119 Saxmundham Rd	WB	Jan-16	ATC	No	5514-5519	5514	5519
321	Calibration	SEGWay	161	Leiston Aldeburgh Road	NB	Jan-16	ATC	No	3185-5521	3185	5521
322	Calibration	SEGWay	161	Leiston Aldeburgh Road	SB	Jan-16	ATC	No	5521-3185	5521	3185
323	Calibration	SEGWay	162	Leiston B1069 Leiston Rd	NB	Jan-16	ATC	No	3186-5952	3186	5952
324	Calibration	SEGWay	162	Leiston B1069 Leiston Rd	SB	Jan-16	ATC	No	5952-3186	5952	3186
325	Calibration	SEGWay	163	Saxmundham B1121 Main Rd	NB	Jan-16	ATC	No	5974-3327	5974	3327
326	Calibration	SEGWay	163	Saxmundham B1121 Main Rd	SB	Jan-16	ATC	No	3327-5974	3327	5974
327	Calibration	SEGWay	164	Saxmundham A12	NB	Jan-16	ATC	No	3194-5543	3194	5543
328	Calibration	SEGWay	164	Saxmundham A12	SB	Jan-16	ATC	No	5543-3194	5543	3194
329	Calibration	SEGWay	165	Saxmundham B1119 Rendham Rd	EB	Jan-16	ATC	No	7329-3194	7329	3194
330	Calibration	SEGWay	165	Saxmundham B1119 Rendham Rd	WB	Jan-16	ATC	No	3194-7329	3194	7329
331	Calibration	SEGWay	166	Saxmundham B1121 South Entrance	NB	Jan-16	ATC	No	3181-3182	3181	3182
332	Calibration	SEGWay	166	Saxmundham B1121 South Entrance	SB	Jan-16	ATC	No	3182-3181	3182	3181
333	Calibration	SEGWay	167	Friston B1121 Saxmundham Rd	NB	Jan-16	ATC	No	5501-7350	5501	7350
334	Calibration	SEGWay	167	Friston B1121 Saxmundham Rd	SB	Jan-16	ATC	No	7350-5501	7350	5501
335	Validation	SEGWay	168	Snape B1069 Bridge Rd	NB	Jan-16	ATC	No	7346-7363	7346	7363
336	Validation	SEGWay	168	Snape B1069 Bridge Rd	SB	Jan-16	ATC	No	7363-7346	7363	7346
337	Calibration	SEGWay	169	Sudbourne B1084	EB	Jan-16	ATC	No	3166-5506	3166	5506
338	Calibration	SEGWay	169	Sudbourne B1084	WB	Jan-16	ATC	No	5506-3166	5506	3166
339	Calibration	AOI	170	Wickham Market Ash Road	EB	Jan-16	ATC	No	3173-5485	3173	5485
340	Calibration	AOI	170	Wickham Market Ash Road	WB	Jan-16	ATC	No	5485-3173	5485	3173
343	Calibration	AOI	172	Wickham Market B1078	EB	Jan-16	ATC	No	70378-7308	70378	7308
344	Calibration	AOI	172	Wickham Market B1078	WB	Jan-16	ATC	No	7308-70378	7308	70378
345	Calibration	AOI	173	Wickham Market B1438	NB	Jan-16	ATC	No	5771-5466	5771	5466
346	Calibration	AOI	173	Wickham Market B1438	SB	Jan-16	ATC	No	5466-5771	5466	5771
347	Calibration	AOI	174	Woodbridge A12	NB	Jan-16	ATC	No	3158-2995	3158	2995
348	Calibration	AOI	174	Woodbridge A12	SB	Jan-16	ATC	No	2995-3158	2995	3158
349	Calibration	AOI	175	Woodbridge A1152 Orford Road	EB	Jan-16	ATC	No	3163-5474	3163	5474
350	Calibration	AOI	175	Woodbridge A1152 Orford Road	WB	Jan-16	ATC	No	5474-3163	5474	3163
351	Calibration	AOI	176	Woodbridge Yarmouth Road	NB	Jan-16	ATC	No	1334-7374	1334	7374
352	Calibration	AOI	176	Woodbridge Yarmouth Road	SB	Jan-16	ATC	No	7374-1334	7374	1334
353	Validation	AOI	177	Woodbridge A1152 Woods Lane	EB	Jan-16	ATC	No	5449-1335	5449	1335
354	Validation	AOI	177	Woodbridge A1152 Woods Lane	WB	Jan-16	ATC	No	1335-5449	1335	5449
355	Validation	AOI	178	Woodbridge Burkitt Road	EB	Jan-16	ATC	No	5446-6012	5446	6012
356	Validation	AOI	178	Woodbridge Burkitt Road	WB	Jan-16	ATC	No	6012-5446	6012	5446
357	Calibration	AOI	179	Woodbridge Ipswich Road	EB	Jan-16	ATC	No	50107-6014	50107	6014
358	Calibration	AOI	179	Woodbridge Ipswich Road	WB	Jan-16	ATC	No	6014-50107	6014	50107
359	Calibration	AOI	180	Woodbridge Grundisburgh Road	EB	Jan-16	ATC	No	0054-5005	50054	50053
360	Calibration	AOI	180	Woodbridge Grundisburgh Road	WB	Jan-16	ATC	No	0053-5005	50053	50054
361	Calibration	AOI	181	Woodbridge B1083	NB	Jan-16	ATC	No	5946-3163	5946	3163
362	Calibration	AOI	181	Woodbridge B1083	SB	Jan-16	ATC	No	3163-5946	3163	5946
363	Validation	AOI	182	Woodbridge Melton Road	NB	Jan-16	ATC	No	5452-1337	5452	1337
364	Validation	AOI	182	Woodbridge Melton Road	SB	Jan-16	ATC	No	1337-5452	1337	5452
367	Calibration		184	Yoxford A1120 Yoxford Rd	EB	Jan-16	ATC	No	5910-5534	5910	5534
368	Calibration		184	Yoxford A1120 Yoxford Rd	WB	Jan-16	ATC	No	5534-5910	5534	5910
369	Validation	SEGWay	185	Yoxford A12 Main Rd	NB	Jan-16	ATC	No	7306-7307	7306	7307
370	Validation	SEGWay	185	Yoxford A12 Main Rd	SB	Jan-16	ATC	No	7307-7306	7307	7306
371	Calibration	Beccles	186	Beccles A146 Norwich Road	EB	Jan-16	ATC	No	2851-2850	2851	2850
372	Calibration	Beccles	186	Beccles A146 Norwich Road	WB	Jan-16	ATC	No	2850-2851	2850	2851
375	Calibration	Beccles	188	Beccles B1062 Bungay Road	EB	Jan-16	ATC	No	2862-2827	2862	2827
376	Calibration	Beccles	188	Beccles B1062 Bungay Road	WB	Jan-16	ATC	No	2827-2862	2827	2862
377	Calibration	Beccles	189	Beccles A145 London Road	NB	Jan-16	ATC	No	2861-5652	2861	5652
378	Calibration	Beccles	189	Beccles A145 London Road	SB	Jan-16	ATC	No	5652-2861	5652	2861
379	Validation	Beccles	190	Beccles Lowestoft Road	EB	Jan-16	ATC	No	2813-2814	2813	2814
380	Validation	Beccles	190	Beccles Lowestoft Road	WB	Jan-16	ATC	No	2814-2813	2814	2813
381	Calibration	Beccles	191	Beccles A146	EB	Jan-16	ATC	No	2814-2815	2814	2815
382	Calibration	Beccles	191	Beccles A146	WB	Jan-16	ATC	No	2815-2814	2815	2814
385	Calibration	Beccles	193	Beccles B1127 Benacre Road	EB	Jan-16	ATC	No	2816-3993	2816	3993
386	Calibration	Beccles	193	Beccles B1127 Benacre Road	WB	Jan-16	ATC	No	3993-2816	3993	2816
387	Calibration	Beccles	194	Beccles Copland Way	NB	Jan-16	ATC	No	3617-2815	3617	2815

AM Peak															
ALL VEHICLES					CAR					LGV			HGV		
Observed	Modelled	GEH	GEH Pass?	Flow Pass?	Observed	Modelled	GEH	GEH Pass?	Flow Pass?	Observed	Modelled	GEH	Observed	Modelled	GEH
259	261	0.132	Yes	Yes	213.6317	214	0.041	Yes	Yes	36.24333	36	0.040	9.125	11	0.561
230	230	0.014	Yes	Yes	192.2934	192	0.013	Yes	Yes	32.62323	33	0.038	5.083333	5	0.082
267	275	0.497	Yes	Yes	226.456	235	0.582	Yes	Yes	38.41902	38	0.095	2.25	2	0.051
523	488	1.525	Yes	Yes	437.5584	439	0.080	Yes	Yes	74.23325	45	3.806	10.70833	4	2.425
460	456	0.166	Yes	Yes	384.765	381	0.173	Yes	Yes	65.27667	65	0.060	9.458333	10	0.100
518	481	1.650	Yes	Yes	434.4236	416	0.886	Yes	Yes	73.70142	54	2.444	9.5	10	0.299
294	235	3.622	Yes	Yes	241.6314	194	3.198	Yes	Yes	40.99358	34	1.123	11.25	6	1.613
43	53	1.434	Yes	Yes	35.76558	47	1.701	Yes	Yes	6.067751	6	0.168	1.041667	0	0.694
80	129	4.730	Yes	Yes	65.86709	116	5.214	No	Yes	11.17457	11	0.031	3.208333	2	0.906
86	73	1.457	Yes	Yes	70.60496	56	1.809	Yes	Yes	11.97837	16	1.120	3.791667	1	1.822
196	189	0.503	Yes	Yes	160.5889	148	0.984	Yes	Yes	27.24444	34	1.217	7.75	6	0.557
259	185	4.954	Yes	Yes	214.736	141	5.536	No	Yes	36.43068	33	0.546	7.583333	11	1.071
161	64	9.154	No	Yes	132.2329	52	8.360	No	Yes	22.43376	11	2.737	6.666667	1	2.946
106	126	1.876	Yes	Yes	89.16459	107	1.796	Yes	Yes	15.12707	19	0.899	1.625	0	1.298
134	152	1.540	Yes	Yes	110.8947	134	2.094	Yes	Yes	18.81365	18	0.147	4.125	0	2.868
273	287	0.867	Yes	Yes	229.5908	244	0.961	Yes	Yes	38.95085	35	0.571	4.083333	7	1.339
282	361	4.439	Yes	Yes	235.8961	302	4.038	Yes	Yes	40.02057	43	0.499	5.833333	16	3.074
95	84	1.101	Yes	Yes	78.15706	68	1.197	Yes	Yes	13.25961	13	0.072	3.416667	3	0.033
62	60	0.310	Yes	Yes	49.80108	48	0.328	Yes	Yes	8.44892	8	0.160	3.875	4	0.166
1736	1911	4.099	Yes	Yes	1402.018	1544	3.703	Yes	Yes	237.8571	239	0.046	95.875	128	3.041
591	613	0.904	Yes	Yes	474.3927	511	1.658	Yes	Yes	80.48231	67	1.591	36.375	35	0.160
1166	1182	0.469	Yes	Yes	966.0982	1066	3.137	Yes	Yes	163.9018	97	5.834	36	19	3.305
640	554	3.504	Yes	Yes	530.9265	469	2.791	Yes	Yes	90.07347	63	3.123	18.5	23	0.906
1423	1371	1.371	Yes	Yes	1124.158	1093	0.951	Yes	Yes	190.7172	191	0.052	107.75	87	2.056
1956	2055	2.204	Yes	Yes	1606.673	1715	2.658	Yes	Yes	272.5774	271	0.093	76.75	69	0.948
189	223	2.346	Yes	Yes	153.7849	164	0.794	Yes	Yes	26.09012	34	1.453	9	25	3.820
236	234	0.122	Yes	Yes	194.3631	187	0.518	Yes	Yes	32.97436	35	0.371	8.7875	12	0.970
115	190	6.078	No	Yes	93.61748	167	6.459	No	Yes	15.88252	20	1.016	5.666667	3	1.468
145	91	5.017	No	Yes	119.0167	78	4.163	Yes	Yes	20.19159	13	1.823	5.791667	0	3.373
137	116	1.892	Yes	Yes	111.9277	97	1.461	Yes	Yes	18.98892	6	3.707	6.041667	13	2.198
234	230	0.243	Yes	Yes	191.0466	210	1.342	Yes	Yes	32.4117	17	2.992	10.04167	2	3.126
199	183	1.152	Yes	Yes	163.4387	147	1.336	Yes	Yes	27.72793	33	0.934	7.333333	3	1.948
192	147	3.432	Yes	Yes	159.5558	114	3.907	Yes	Yes	27.06918	27	0.056	5.5	6	0.281
76	58	2.193	Yes	Yes	60.30989	50	1.371	Yes	Yes	10.23178	8	0.896	5.083333	0	3.156
109	70	4.147	Yes	Yes	87.95341	63	2.824	Yes	Yes	14.92159	6	2.676	6	0	3.393
386	394	0.388	Yes	Yes	303.5087	306	0.131	Yes	Yes	51.49127	57	0.788	31	31	0.077
473	420	2.525	Yes	Yes	378.3172	319	3.156	Yes	Yes	64.18279	70	0.714	30.875	31	0.048
88	172	7.430	No	Yes	72.17238	150	7.383	No	Yes	12.24429	22	2.362	3.291667	0	2.080
100	130	2.796	Yes	Yes	82.68119	115	3.250	Yes	Yes	14.02714	15	0.154	2.958333	0	2.432
213	207	0.383	Yes	Yes	175.6337	170	0.405	Yes	Yes	29.79685	26	0.649	7.458333	11	1.067
198	193	0.335	Yes	Yes	165.3268	159	0.473	Yes	Yes	28.04824	23	1.018	4.5	11	2.330
40	49	1.320	Yes	Yes	31.98597	42	1.646	Yes	Yes	5.426528	6	0.116	2.4625	1	1.152
40	69	3.864	Yes	Yes	33.14729	63	4.337	Yes	Yes	5.623548	5	0.244	1.5625	1	0.962
162	106	4.825	Yes	Yes	132.5891	81	4.940	Yes	Yes	22.49419	20	0.559	6.5	4	0.904
159	189	2.318	Yes	Yes	130.4518	150	1.668	Yes	Yes	22.13158	31	1.672	6.291667	9	0.819
83	65	2.125	Yes	Yes	68.46758	54	1.914	Yes	Yes	11.61575	11	0.177	3.208333	0	2.033
72	52	2.534	Yes	Yes	59.63305	46	1.860	Yes	Yes	10.11695	5	1.870	2.208333	1	1.028
196	118	6.193	No	Yes	166.3242	100	5.745	No	Yes	28.21746	18	2.179	1.458333	1	0.898
115	102	1.280	Yes	Yes	93.40374	90	0.379	Yes	Yes	15.84626	6	2.905	5.583333	6	0.017
144	116	2.394	Yes	Yes	119.7292	87	3.167	Yes	Yes	20.31246	26	1.267	3.541667	2	0.687
103	116	1.335	Yes	Yes	81.36314	85	0.435	Yes	Yes	13.80353	24	2.383	7.333333	7	0.146
128	93	3.351	Yes	Yes	105.3197	73	3.461	Yes	Yes	17.86783	13	1.327	4.5625	7	1.097
170	270	6.742	No	Yes	141.2277	210	5.215	No	Yes	23.95976	51	4.453	4.625	8	1.382
689	764	2.793	Yes	Yes	531.8884	592	2.528	Yes	Yes	90.23665	118	2.758	66.75	54	1.650
1064	1135	2.138	Yes	Yes	864.9999	918	1.783	Yes	Yes	146.7501	166	1.525	52.625	51	0.194
308	207	6.310	No	No	247.153	165	5.686	No	Yes	41.93034	36	0.885	19.04167	5	4.050
496	434	2.849	Yes	Yes	404.3933	358	2.352	Yes	Yes	68.60668	57	1.443	22.5	18	0.895
241	148	6.598	No	Yes	200.6649	120	6.387	No	Yes	34.04347	19	2.906	5.791667	10	1.374
259	301	2.532	Yes	Yes	216.1253	247	2.023	Yes	Yes	36.66638	42	0.838	5.833333	12	2.108
614	411	8.955	No	No	503.3543	319	9.096	No	No	85.39574	74	1.246	25.5	18	1.547
677	660	0.687	Yes	Yes	552.621	556	0.137	Yes	Yes	93.75401	87	0.707	30.91667	17	2.925
191	211	1.444	Yes	Yes	161.8357	189	2.020	Yes	Yes	27.45597	22	1.150	1.708333	1	0.453
147	132	1.307	Yes	Yes	124.3602	122	0.174	Yes	Yes	21.09813	9	3.091	1.791667	0	1.470
614	839	8.346	No	No	515.1811	747	9.226	No	No	87.40221	88	0.080	11.5	4	2.719
420	529	5.014	No	No	350.1037	464	5.640	No	No	59.39627	50	1.280	10.5	15	1.366
386	334	2.742	Yes	Yes	322.4958	279	2.479	Yes	Yes	54.7125	42	1.900	8.666667	13	1.270
506	626	5.023	No	No	423.4517	548	5.633	No	No	71.84	48	3.071	10.95833	30	4.228
331	330	0.059	Yes	Yes	273.2291	277	0.214	Yes	Yes	46.35423	47	0.103	11.54167	6	1.788
244	228	1.014	Yes	Yes	201.8048	171	2.259	Yes	Yes	34.23686	50	2.419	7.583333	7	0.154
317	113	13.926	No	No	265.1427	98	12.399	No	No	44.98234	13	5.935	7	2	2.458
411	333	4.024	Yes	Yes	346.1139	289	3.227	Yes	Yes	58.71939	36	3.256	6.166667	8	0.850
112	109	0.304	Yes	Yes	89.41396	89	0.005	Yes	Yes	15.16938	15	0.049	7.166667	4	1.284
108	103	0.522	Yes	Yes	83.67864	84	0.030	Yes	Yes	14.19636	14	0.060	10.58333	5	1.931
401	478	3.641	Yes	Yes	314.6944	378	3.423	Yes	Yes	53.38896	68	1.927	33.125	31	0.433
477	532	2.442	Yes	Yes	380.1696	419	1.952	Yes	Yes	64.49705	82	2.024	32.125	31	0.269
837	837	0.019	Yes	Yes	664.7269	664	0.019	Yes	Yes	112.7731	113	0.002	59.75	60	0.003
834	831	0.122	Yes	Yes	670.9253	668	0.099	Yes	Yes	113.8247	113	0.041	49.625	49	0.075
242	346	6.064	No	No	193.754	296	6.518	No	No	32.87101	38	0.881	15.5	12	0.864
206	271	4.222	Yes	Yes	167.571	231	4.518	Yes	Yes	26.42899	30	0.374	9.875	9	0.209
241	58	14.992	No	No	192.5428	43	13.804	No	No	32.66553	12	4.295	15.75	3	4.322
221	140	6.008	No	Yes	177.6167	116	5.090	No	Yes	30.13327	21	1.765	12.91667	3	3.584
363	616	11.427	No	No	302.1907	548	11.908	No	No	51.26766	61	1.347	9.5	7	0.992
246	416	9.355	No	No	198.7056	369	10.118	No	No	33.71107	39	0.871	13.58333	8	1.677
737	898	5.624	No	No	580.3001	732	5.908	No	No	98.44987	113	1.400	58	53	0.662
843	967	4.112	Yes	Yes	677.5512	801	4.550	Yes	No	114.9488	115	0.009	50.75	51	0.011
182	184	0.156	Yes	Yes	142.7773	144	0.082	Yes	Yes	24.22266	25	0.207	15.125	15	0.025
210	206	0.241	Yes	Yes	167.6779	165	0.223	Yes	Yes	28.44712	28	0.145	13.75	14	0.045
272	237	2.223	Yes	Yes	210.3187	186	1.718	Yes	Yes	35.68128	36	0.057	26.33333	15	2.565

ID	Calibration / Validation	Area	Ref	Site Location	Dir	Date	Data Type	Duplicate?	Ref	A-Node	B-Node
388	Calibration	Beccles	194	Beccles Copland Way	SB	Jan-16	ATC	No	2815-3617	2815	3617
389	Calibration	Beccles	195	Beccles Bridge Street	EB	Jan-16	ATC	No	2852-2847	2852	2847
390	Calibration	Beccles	195	Beccles Bridge Street	WB	Jan-16	ATC	No	2847-2852	2847	2852
391	Calibration	Waveney	196	Bungay A144 Broad Street	NB	Jan-16	ATC	No	5686-3237	5686	3237
392	Calibration	Waveney	196	Bungay A144 Broad Street	SB	Jan-16	ATC	No	3237-5686	3237	5686
393	Calibration	Waveney	197	Bungay Beccles Road	EB	Jan-16	ATC	No	4593-3234	4593	3234
394	Calibration	Waveney	197	Bungay Beccles Road	WB	Jan-16	ATC	No	3234-4593	3234	4593
395	Calibration	Waveney	198	Bungay Flixton Road	NB	Jan-16	ATC	No	3236-4601	3236	4601
396	Calibration	Waveney	198	Bungay Flixton Road	SB	Jan-16	ATC	No	4601-3236	4601	3236
397	Calibration	Waveney	199	Bungay A144 St John's Road	NB	Jan-16	ATC	No	3235-5698	3235	5698
398	Calibration	Waveney	199	Bungay A144 St John's Road	SB	Jan-16	ATC	No	5698-3235	5698	3235
399	Calibration	Waveney	200	Bungay Flixton Road	EB	Jan-16	ATC	No	3242-3236	3242	3236
400	Calibration	Waveney	200	Bungay Flixton Road	WB	Jan-16	ATC	No	3236-3242	3236	3242
401	Calibration	Waveney	201	Bungay Watch House Hill	EB	Jan-16	ATC	No	4550-3995	4550	3995
402	Calibration	Waveney	201	Bungay Watch House Hill	WB	Jan-16	ATC	No	3995-4550	3995	4550
403	Validation	Waveney	202	Bungay A144	EB	Jan-16	ATC	No	3985-5784	3985	5784
404	Validation	Waveney	202	Bungay A144	WB	Jan-16	ATC	No	5784-3985	5784	3985
405	Calibration	Waveney	203	Halesworth A144	NB	Jan-16	ATC	No	4535-3983	4535	3983
406	Calibration	Waveney	203	Halesworth A144	SB	Jan-16	ATC	No	3983-4535	3983	4535
407	Calibration	Waveney	204	Halesworth B1123 Holton Road	EB	Jan-16	ATC	No	5580-3220	5580	3220
408	Calibration	Waveney	204	Halesworth B1123 Holton Road	WB	Jan-16	ATC	No	3220-5580	3220	5580
409	Calibration	Waveney	205	Halesworth Walpole Road	NB	Jan-16	ATC	No	5416-5576	5416	5576
410	Calibration	Waveney	205	Halesworth Walpole Road	SB	Jan-16	ATC	No	5576-5416	5576	5416
411	Validation	Waveney	206	Halesworth A144 Bramfield Road	NB	Jan-16	ATC	No	5858-5578	5858	5578
412	Validation	Waveney	206	Halesworth A144 Bramfield Road	SB	Jan-16	ATC	No	5578-5858	5578	5858
413	Validation	Waveney	207	Kessingland B1437 London Road	NB	Jan-16	ATC	No	6316-4501	6316	4501
414	Validation	Waveney	207	Kessingland B1437 London Road	SB	Jan-16	ATC	No	4501-6316	4501	6316
415	Calibration	Waveney	208	Southwold A1095 Mights Road	NB	Jan-16	ATC	No	4574-5657	4574	5657
416	Calibration	Waveney	208	Southwold A1095 Mights Road	SB	Jan-16	ATC	No	5657-4574	5657	4574
417	Calibration	Waveney	209	Southwold B1126 Wangford Road	EB	Jan-16	ATC	No	4569-5408	4569	5408
418	Calibration	Waveney	209	Southwold B1126 Wangford Road	WB	Jan-16	ATC	No	5408-4569	5408	4569
419	Calibration	Waveney	210	Southwold A1095 Halesworth Road	EB	Jan-16	ATC	No	4568-4572	4568	4572
420	Calibration	Waveney	210	Southwold A1095 Halesworth Road	WB	Jan-16	ATC	No	4572-4568	4572	4568
421	Calibration	Waveney	211	Southwold B1127 Lowestoft Road	NB	Jan-16	ATC	No	4610-3228	4610	3228
422	Calibration	Waveney	211	Southwold B1127 Lowestoft Road	SB	Jan-16	ATC	No	3228-4610	3228	4610
423	Calibration	Waveney	212	Wangford A12	NB	Jan-16	ATC	No	3223-3233	3223	3233
424	Calibration	Waveney	212	Wangford A12	SB	Jan-16	ATC	No	3233-3223	3233	3223
427	Calibration	AOI	214	Stratford St Mary B1029	EB	Jan-16	ATC	No	3673-3120	3673	3120
428	Calibration	AOI	214	Stratford St Mary B1029	WB	Jan-16	ATC	No	3120-3673	3120	3673
429	Calibration		215	RAF Mildenhall A1101	EB	Jan-16	ATC	No	3802-1350	3802	1350
430	Calibration		215	RAF Mildenhall A1101	WB	Jan-16	ATC	No	1350-3802	1350	3802
433	Calibration		217	Lackford A1101	NB	Jan-16	ATC	No	2231-5924	2231	5924
434	Calibration		217	Lackford A1101	SB	Jan-16	ATC	No	5924-2231	5924	2231
435	Calibration		218	Moulton B1506	EB	Jan-16	ATC	No	2534-3311	2534	3311
436	Calibration		218	Moulton B1506	WB	Jan-16	ATC	No	3311-2534	3311	2534
437	Validation	Newmarket	219	Newmarket B1061 Dullingham Road	NB	Jan-16	ATC	No	5850-2468	5850	2468
438	Validation	Newmarket	219	Newmarket B1061 Dullingham Road	SB	Jan-16	ATC	No	2468-5850	2468	5850
439	Calibration	AOI	220	Scole A140 Scole Bridge	NB	Jan-16	ATC	No	3245-3247	3245	3247
440	Calibration	AOI	220	Scole A140 Scole Bridge	SB	Jan-16	ATC	No	3247-3245	3247	3245
441	Validation	SEGWay	221	Wickham Market B1078	EB	Jan-16	ATC	No	5945-3169	5945	3169
442	Validation	SEGWay	221	Wickham Market B1078	WB	Jan-16	ATC	No	3169-5945	3169	5945
443	Calibration		222	Stutton Holbrook Road	EB	Jan-16	ATC	No	3105-3663	3105	3663
444	Calibration		222	Stutton Holbrook Road	WB	Jan-16	ATC	No	3663-3105	3663	3105
449	Calibration	Sudbury	05.05	Sudbury Cats Lane	NB	Jan-16	ATC	No	2665-2667	2665	2667
450	Calibration	Sudbury	05.05	Sudbury Cats Lane	SB	Jan-16	ATC	No	2667-2665	2667	2665
453	Calibration	Sudbury	226	Sudbury Acton Lane	NB	Jan-16	ATC	No	3530-5830	3530	5830
454	Calibration	Sudbury	226	Sudbury Acton Lane	SB	Jan-16	ATC	No	5830-3530	5830	3530
455	Calibration	Sudbury	227	Sudbury Valley Road	NB	Jan-16	ATC	No	5834-3546	5834	3546
456	Calibration	Sudbury	227	Sudbury Valley Road	SB	Jan-16	ATC	No	3546-5834	3546	5834
457	Calibration	Sudbury	228	Sudbury Melford Road	NB	Jan-16	ATC	No	5830-5829	5830	5829
458	Calibration	Sudbury	228	Sudbury Melford Road	SB	Jan-16	ATC	No	5829-5830	5829	5830
459	Validation	Sudbury	229	Newton A134	EB	Jan-16	ATC	No	5834-2787	5834	2787
460	Validation	Sudbury	229	Newton A134	WB	Jan-16	ATC	No	2787-5834	2787	5834
462	Calibration	A14	0	4 MIDAS site at A14/1439A priority 1 on link 106033	EB	Jan-16	TRADS	No	2206-2085	2206	2085
468	Calibration	A14	0	14 TMU Site 6301/1 on link A14 J43 westbound exi	WB	Jan-16	TRADS	No	2090-2089	2090	2089
469	Calibration	A14	0	14 TMU Site 6302/1 on link A14 J43 eastbound exi	EB	Jan-16	TRADS	No	2085-2086	2085	2086
470	Calibration	A14	0	14 TMU Site 6302/2 on link A14 eastbound within J4	EB	Jan-16	TRADS	No	2092-2091	2092	2091
471	Calibration	A14	0	4 MIDAS site at A14/1469L priority 1 on link 106035	WB	Jan-16	TRADS	No	2104-2101	2104	2101
473	Calibration	A14	0	14 TMU Site 6299/2 on link A14 westbound within J4	WB	Jan-16	TRADS	No	2104-2105	2104	2105
474	Calibration	A14	0	14 TMU Site 6300/1 on link A14 J44 eastbound exi	EB	Jan-16	TRADS	No	2096-2098	2096	2098
475	Calibration	A14	0	14 TMU Site 6300/2 on link A14 eastbound within J4	EB	Jan-16	TRADS	No	2096-2106	2096	2106
476	Calibration	A14	0	14 TMU Site 6303/1 on link A14 J42 westbound exi	WB	Jan-16	TRADS	No	2203-2196	2203	2196
477	Calibration	A14	0	14 TMU Site 6303/2 on link A14 westbound within J4	WB	Jan-16	TRADS	No	2203-2201	2203	2201
478	Calibration	A14	0	14 TMU Site 6304/1 on link A14 J42 eastbound exi	EB	Jan-16	TRADS	No	2192-2194	2192	2194
479	Calibration	A14	0	14 TMU Site 6304/2 on link A14 eastbound within J4	EB	Jan-16	TRADS	No	2192-2202	2192	2202
480	Calibration	A14	0	4 MIDAS site at A14/1241A priority 1 on link 106026	EB	Jan-16	TRADS	No	2520-2525	2520	2525
481	Calibration	A14	0	4 MIDAS site at A14/1254A priority 1 on link 106031	EB	Jan-16	TRADS	No	2526-2536	2526	2536
483	Calibration	A14	0	4 MIDAS site at A14/1254J priority 1 on link 106026	NB	Jan-15	TRADS	No	2526-2530	2526	2530
484	Calibration	A14	0	4 MIDAS site at A14/1218L priority 1 on link 106027	WB	Jan-16	TRADS	No	2508-2508	2508	2506
485	Calibration	A14	0	4 MIDAS site at A14/1255B priority 1 on link 106026	WB	Jan-16	TRADS	No	2527-2523	2527	2523
486	Calibration	A14	0	4 MIDAS site at A14/1241B priority 1 on link 106027	WB	Jan-16	TRADS	No	2524-2521	2524	2521
487	Calibration	A14	0	14 TMU Site 9942/1 on link A14 J49 eastbound exi	EB	Jan-15	TRADS	No	2363-2364	2363	2364
488	Calibration	A14	0	14 TMU Site 9942/2 on link A14 eastbound within J4	EB	Jan-15	TRADS	No	2367-2370	2367	2370
489	Calibration	AOI	0	14 TMU Site 6295/1 on link A14 J51 westbound exi	WB	Jan-16	TRADS	No	5752-5754	5752	5754
490	Calibration	AOI	0	14 TMU Site 6296/1 on link A14 J51 eastbound exi	EB	Jan-15	TRADS	No	5761-5757	5761	5757
491	Calibration	AOI	0	4 MIDAS site at A14/1800A priority 1 on link 106045	EB	Jan-16	TRADS	No	50087-5001	50087	50010
519	Calibration	AOI	0	14 TMU Site 6285/1 on link A14 J58 eastbound exi	EB	Jan-16	TRADS	No	30090-3077	30090	30771
523	Calibration	A14	0	4 MIDAS site at A14/2057A priority 1 on link 199136	EB	Jan-16	TRADS	No	2957-2954	2957	2954

AM Peak															
ALL VEHICLES					CAR					LGV			HGV		
Observed	Modelled	GEH	GEH Pass?	Flow Pass?	Observed	Modelled	GEH	GEH Pass?	Flow Pass?	Observed	Modelled	GEH	Observed	Modelled	GEH
300	293	0.407	Yes	Yes	247.6517	242	0.393	Yes	Yes	42.01495	36	0.933	10.41667	15	1.385
232	291	3.605	Yes	Yes	190.1561	242	3.510	Yes	Yes	32.26061	49	2.611	9.916667	0	4.453
192	199	0.502	Yes	Yes	162.1563	164	0.166	Yes	Yes	27.51036	34	1.238	2	0	2.000
87	137	4.673	Yes	Yes	67.00703	116	5.135	No	Yes	11.36797	15	1.122	8.791667	5	1.457
423	419	0.199	Yes	Yes	350.1394	350	0.034	Yes	Yes	59.40232	58	0.169	13.16667	11	0.618
101	95	0.571	Yes	Yes	80.97128	81	0.005	Yes	Yes	13.73705	14	0.124	6.166667	0	3.512
104	102	0.160	Yes	Yes	87.45469	87	0.049	Yes	Yes	14.83698	15	0.042	1.333333	0	1.633
116	113	0.259	Yes	Yes	95.22052	95	0.034	Yes	Yes	16.15448	16	0.039	4.666667	2	1.217
30	30	0.068	Yes	Yes	24.57993	25	0.088	Yes	Yes	4.170068	4	0.079	1.208333	1	0.082
347	323	1.291	Yes	Yes	287.2646	287	0.044	Yes	Yes	48.7354	32	2.636	10.91667	5	2.191
295	295	0.019	Yes	Yes	245.7637	246	0.003	Yes	Yes	41.69464	41	0.111	7.041667	8	0.400
155	156	0.069	Yes	Yes	121.9735	122	0.002	Yes	Yes	20.69321	21	0.063	12.29167	13	0.167
113	110	0.234	Yes	Yes	89.34271	87	0.248	Yes	Yes	15.15729	15	0.041	8.25	8	0.005
220	219	0.012	Yes	Yes	176.263	174	0.171	Yes	Yes	29.90362	31	0.242	13.45833	14	0.201
217	218	0.070	Yes	Yes	179.3266	181	0.102	Yes	Yes	30.42337	30	0.077	7.541667	8	0.032
251	317	3.915	Yes	Yes	198.8837	263	4.245	Yes	Yes	33.74129	44	1.584	18.79167	10	2.191
255	298	2.591	Yes	Yes	203.9422	256	3.414	Yes	Yes	34.59948	35	0.098	16	7	2.759
222	262	2.600	Yes	Yes	172.9501	224	3.601	Yes	Yes	29.34157	32	0.427	19.33333	7	3.500
266	266	0.031	Yes	Yes	209.5706	217	0.524	Yes	Yes	35.55436	38	0.403	20.375	11	2.433
197	193	0.226	Yes	Yes	162.6907	159	0.281	Yes	Yes	27.60102	28	0.076	6.25	6	0.004
197	197	0.046	Yes	Yes	162.3344	162	0.024	Yes	Yes	27.54058	28	0.087	6.75	7	0.187
93	93	0.014	Yes	Yes	76.23341	76	0.031	Yes	Yes	12.93325	13	0.016	3.833333	4	0.041
81	80	0.028	Yes	Yes	64.37092	64	0.068	Yes	Yes	10.92074	11	0.027	5.375	6	0.085
159	206	3.470	Yes	Yes	128.2431	153	2.100	Yes	Yes	21.75688	32	1.988	8.75	20	3.044
226	176	3.531	Yes	Yes	178.6499	139	3.133	Yes	Yes	30.30854	34	0.654	16.625	2	4.614
229	47	15.469	No	No	186.38	44	13.231	No	No	31.61999	3	6.961	10.83333	0	4.607
134	20	12.972	No	No	111.1797	14	12.212	No	Yes	18.862	6	3.727	4.416667	0	2.830
162	156	0.477	Yes	Yes	132.6248	133	0.043	Yes	Yes	22.50024	23	0.094	6.958333	0	3.731
439	420	0.909	Yes	Yes	361.325	361	0.021	Yes	Yes	61.3	43	2.549	16.125	16	0.008
77	75	0.216	Yes	Yes	63.37348	63	0.047	Yes	Yes	10.75152	11	0.075	2.458333	1	1.395
72	70	0.269	Yes	Yes	59.66868	60	0.051	Yes	Yes	10.12299	10	0.039	2.541667	0	2.255
182	58	11.349	No	No	146.1615	46	10.233	No	No	24.7968	7	4.473	10.75	5	2.173
202	76	10.737	No	No	166.6448	67	9.182	No	Yes	28.27185	8	4.703	7.083333	0	3.764
111	124	1.216	Yes	Yes	91.90757	103	1.080	Yes	Yes	15.59243	22	1.400	3.5	0	2.646
269	273	0.191	Yes	Yes	220.3644	219	0.078	Yes	Yes	37.38557	39	0.336	11.625	14	0.621
305	384	4.226	Yes	Yes	238.5322	296	3.516	Yes	Yes	40.46779	54	1.942	26.375	34	1.388
348	375	1.426	Yes	Yes	277.0051	296	1.127	Yes	Yes	46.99485	45	0.251	24.25	34	1.804
64	64	0.055	Yes	Yes	52.65093	53	0.038	Yes	Yes	8.932407	9	0.023	2.083333	2	0.062
255	102	11.450	No	No	208.965	78	10.960	No	No	35.45162	21	2.697	10.33333	3	2.836
549	539	0.424	Yes	Yes	455.37	457	0.074	Yes	Yes	77.25504	65	1.404	16.16667	17	0.099
219	207	0.831	Yes	Yes	176.1206	167	0.666	Yes	Yes	29.87944	29	0.094	12.95833	10	0.851
182	285	6.773	No	No	145.9122	239	6.698	No	Yes	24.75449	35	1.898	10.83333	11	0.044
222	230	0.545	Yes	Yes	177.0111	185	0.600	Yes	Yes	30.03053	30	0.004	14.70833	15	0.023
250	252	0.112	Yes	Yes	207.1554	209	0.124	Yes	Yes	35.14461	35	0.023	7.7	8	0.039
256	260	0.257	Yes	Yes	213.5319	224	0.710	Yes	Yes	36.22641	32	0.747	6.366667	4	0.872
251	216	2.265	Yes	Yes	200.3443	166	2.540	Yes	Yes	33.98908	36	0.388	16.66667	14	0.649
178	128	4.057	Yes	Yes	144.8435	96	4.429	Yes	Yes	24.57318	22	0.587	8.958333	10	0.396
672	844	6.260	No	No	512.3313	651	5.734	No	No	86.91872	123	3.546	72.875	71	0.265
650	648	0.082	Yes	Yes	507.9496	506	0.107	Yes	Yes	86.17536	84	0.196	56.125	58	0.281
40	61	2.960	Yes	Yes	31.08115	51	3.061	Yes	Yes	5.273021	10	1.602	3.3125	0	2.214
55	64	1.127	Yes	Yes	45.98941	57	1.563	Yes	Yes	7.802258	4	1.382	1.375	2	0.651
133	100	3.050	Yes	Yes	108.2823	87	2.152	Yes	Yes	18.37046	11	1.882	5.958333	2	2.256
158	93	5.801	No	Yes	130.238	83	4.552	Yes	Yes	22.09532	10	3.166	5.291667	0	3.253
120	113	0.694	Yes	Yes	100.0831	100	0.008	Yes	Yes	16.97943	12	1.320	2.9375	1	1.797
101	87	1.355	Yes	Yes	83.78551	73	1.183	Yes	Yes	14.21449	14	0.054	2.625	0	2.077
68	40	3.824	Yes	Yes	56.85445	39	2.623	Yes	Yes	9.645549	1	3.633	1.5	0	1.732
109	40	8.007	No	Yes	91.90757	39	6.607	No	Yes	15.59243	1	4.854	1.958333	0	1.675
179	180	0.131	Yes	Yes	150.4719	151	0.054	Yes	Yes	25.52807	26	0.101	2.5	3	0.349
214	224	0.690	Yes	Yes	181.1434	185	0.295	Yes	Yes	30.73159	32	0.219	2.25	7	2.295
219	226	0.486	Yes	Yes	187.235	190	0.180	Yes	Yes	31.76504	32	0.050	0	4	2.999
148	156	0.645	Yes	Yes	120.5485	128	0.675	Yes	Yes	20.45146	21	0.125	7.125	7	0.054
677	759	3.066	Yes	Yes	553.3691	608	2.277	Yes	Yes	93.88092	116	2.164	30	35	0.897
667	764	3.629	Yes	Yes	543.7508	581	1.562	Yes	Yes	92.24916	133	3.831	30.875	50	3.042
1752	1762	0.254	Yes	Yes	1329.25	1353	0.641	Yes	Yes	165.25	161	0.308	257.1667	248	0.560
937	913	0.791	Yes	Yes	740.5	771	1.104	Yes	Yes	42.75	83	5.062	154	59	9.147
547	585	1.584	Yes	Yes	444.9167	428	0.828	Yes	Yes	32.66667	87	7.069	69.41667	70	0.023
1228	1178	1.457	Yes	Yes	975.0833	925	1.621	Yes	Yes	74.75	74	0.103	178.3333	179	0.025
796	777	0.679	Yes	Yes	682	698	0.595	Yes	Yes	63.91667	65	0.086	50.41667	15	6.182
2208	2316	2.290	Yes	Yes	1788.146	1876	2.057	Yes	Yes	124.2083	124	0.018	295.25	316	1.180
730	709	0.804	Yes	Yes	602.5	591	0.452	Yes	Yes	46.75	61	1.997	81.08333	56	3.048
1089	1028	1.869	Yes	Yes	788.4167	760	1.029	Yes	Yes	87.58333	88	0.069	213.1667	180	2.341
607	510	4.098	Yes	Yes	543.8333	463	3.592	Yes	Yes	30.33333	32	0.263	33	15	3.613
1829	1885	1.291	Yes	Yes	1413.083	1448	0.924	Yes	Yes	106.9167	107	0.020	309.3333	330	1.145
638	666	1.104	Yes	Yes	575.8333	577	0.064	Yes	Yes	25.66667	55	4.652	36.08333	33	0.497
1387	1390	0.082	Yes	Yes	1050	1049	0.023	Yes	Yes	107.8333	108	0.052	228.9167	232	0.213
2102	2115	0.266	Yes	Yes	1519.833	1562	1.078	Yes	Yes	207.4167	182	1.842	375.0833	371	0.229
1132	1174	1.234	Yes	Yes	857	859	0.060	Yes	Yes	82.41667	95	1.384	192.5	220	1.887
944	941	0.123	Yes	Yes	728.7486	703	0.948	Yes	Yes	65.39895	86	2.393	150.3047	151	0.063
732	709	0.861	Yes	Yes	598.7917	584	0.600	Yes	Yes	64.625	67	0.279	68.375	58	1.355
1805	1999	4.439	Yes	Yes	1372.083	1542	4.440	Yes	Yes	118.5	120	0.128	314.5833	337	1.257
3679	3723	0.728	Yes	Yes	2954.25	2985	0.568	Yes	Yes	230	232	0.130	494.8333	506	0.508
263	366	5.798	No	No	227.7314	295	4.138	Yes	Yes	15.29094	51	6.240	20.0613	20	0.014
1313	1322	0.252	Yes	Yes	1017.397	1023	0.187	Yes	Yes	111.1142	109	0.179	184.5639	190	0.370
675	689	0.534	Yes	Yes	502.8333	516	0.571	Yes	Yes	67.75	75	0.877	104.5833	98	0.630
298	225	4.494	Yes	Yes	238.5757	193	3.098	Yes	Yes	22.42672	22	0.086	37.1134	10	5.504
2900	2913	0.240	Yes	Yes	2412.167	2369	0.893	Yes	Yes	176.4167	239	4.331	311.25	305	0.332
1364	1271	2.566	Yes	Yes	1154.333	985	5.166	No	Yes	87.83333	172	7.381	122.25	114	0.766
1479	1569	2.309	Yes	Yes	1133.25	1165	0.929	Yes	Yes	142.1667	252	7.816	203.3333	152	3.829

ID	Calibration / Validation	Area	Ref	Site Location	Dir	Date	Data Type	Duplicate?	Ref	A-Node	B-Node
524	Calibration	A14	0	4 MIDAS site at A14/2068L priority 1 on link 199136	WB	Jan-16	TRADS	No	2943-2947	2943	2947
525	Calibration	A14	0	4 MIDAS site at A14/2060J priority 1 on link 199136	EB	Jan-16	TRADS	No	2954-2951	2954	2951
526	Calibration	A14	0	4 MIDAS site at A14/2070B priority 1 on link 199135	WB	Jan-16	TRADS	No	2946-2943	2946	2943
527	Calibration	A14	0	4 MIDAS site at A14/2087B priority 1 on link 106050	WB	Jan-16	TRADS	No	2895-2915	2895	2915
529	Calibration	A14	0	4 MIDAS site at A14/2098A priority 1 on link 106051	EB	Jan-16	TRADS	No	2889-2971	2889	2971
530	Calibration	A14	0	4 MIDAS site at A14/2102B priority 1 on link 106051	WB	Jan-16	TRADS	No	2903-2970	2903	2970
531	Calibration	A14	0	4 MIDAS site at A14/1449B priority 1 on link 106033	WB	Jan-16	TRADS	No	2240-2090	2240	2090
532	Calibration	A11	0	e 6320/1 on link A11 northbound between A134 and	NB	Jan-16	TRADS	No	3271-3267	3271	3267
533	Calibration	A11	0	e 6321/1 on link A11 southbound between A134/A10	SB	Jan-16	TRADS	No	3267-3271	3267	3271
534	Calibration	A11	0	Site 6360/1 on link A11 northbound between A1075	NB	Jan-16	TRADS	No	3266-1003	3266	1003
535	Calibration	A11	0	Site 6499/1 on link A11 southbound between B111 a	SB	Jan-16	TRADS	No	1003-3266	1003	3266
538	Calibration	AOI	0	MU Site 6276/3 on link A12 northbound access from	NB	Jan-16	TRADS	No	3110-3111	3110	3111
542	Calibration	A12	0	Site 6338/1 on link A12 southbound between B1370	SB	Jan-16	TRADS	No	5981-6330	5981	6330
543	Calibration	A12	0	Site 6338/2 on link A12 northbound between B1375 a	NB	Jan-16	TRADS	No	6330-5981	6330	5981
544	Calibration	Lowestoft	0	Site 6339/1 on link A12 southbound between B1375	SB	Jan-16	TRADS	No	10257-6230	10257	6230
545	Calibration	Lowestoft	0	Site 6339/2 on link A12 northbound between A1117 a	NB	Jan-16	TRADS	No	6230-10257	6230	10257
548	Calibration	Lowestoft	1	Mutfordwood Lane	EB	Jan-15	ATC	No	4567-5070	4567	5070
549	Calibration	Lowestoft	1	Mutfordwood Lane	WB	Jan-15	ATC	No	5070-4567	5070	4567
550	Calibration	Lowestoft	2	Rushmere Road	EB	Jan-15	ATC	No	4566-5000	4566	5000
551	Calibration	Lowestoft	2	Rushmere Road	WB	Jan-15	ATC	No	5000-4566	5000	4566
552	Calibration	Lowestoft	3	Gisleham Road	NB	Jan-15	ATC	No	9600-5010	9600	5010
553	Calibration	Lowestoft	3	Gisleham Road	SB	Jan-15	ATC	No	5010-9600	5010	9600
554	Calibration	Lowestoft	4	A146 Beccles Road	EB	Jan-15	ATC	No	4512-2000	4512	2000
555	Calibration	Lowestoft	4	A146 Beccles Road	WB	Jan-15	ATC	No	2000-4512	2000	4512
556	Validation	Lowestoft	5	A1145 Castleton Avenue	EB	Jan-15	ATC	No	5110-5060	5110	5060
557	Validation	Lowestoft	5	A1145 Castleton Avenue	WB	Jan-15	ATC	No	5060-5110	5060	5110
558	Calibration	Lowestoft	6	A12 London Road	NB	Jan-15	ATC	No	5390-1000	5390	1000
559	Calibration	Lowestoft	6	A12 London Road	SB	Jan-15	ATC	No	1000-5390	1000	5390
560	Calibration	Lowestoft	7	London Road South	NEB	Jan-15	ATC	No	9606-1040	9606	1040
561	Calibration	Lowestoft	7	London Road South	SWB	Jan-15	ATC	No	1040-9606	1040	9606
562	Calibration	Lowestoft	8	A12 Tom Crisp Way	NEB	Jan-15	ATC	No	3000-6314	3000	6314
563	Calibration	Lowestoft	8	A12 Tom Crisp Way	SWB	Jan-15	ATC	No	6314-3000	6314	3000
564	Calibration	Lowestoft	9	A1117 Elm Tree Road	NB	Jan-15	ATC	No	3030-3040	3030	3040
565	Calibration	Lowestoft	9	A1117 Elm Tree Road	SB	Jan-15	ATC	No	3040-3030	3040	3030
566	Calibration	Lowestoft	10	A146 Beccles Road	NEB	Jan-15	ATC	No	6406-6404	6406	6404
567	Calibration	Lowestoft	10	A146 Beccles Road	SWB	Jan-15	ATC	No	6404-6406	6404	6406
568	Calibration	Lowestoft	11	Kirkley Run	NWB	Jan-15	ATC	No	6398-5270	6398	5270
569	Calibration	Lowestoft	11	Kirkley Run	SEB	Jan-15	ATC	No	5270-6398	5270	6398
570	Calibration	Lowestoft	12	A146 Waveney Drive	EB	Jan-15	ATC	No	4613-4010	4613	4010
571	Calibration	Lowestoft	12	A146 Waveney Drive	WB	Jan-15	ATC	No	4010-4613	4010	4613
574	Calibration	Lowestoft	15	Katwijk Way	NB	Jan-15	ATC	No	6040-6431	6040	6431
575	Calibration	Lowestoft	15	Katwijk Way	SB	Jan-15	ATC	No	6431-6040	6431	6040
576	Calibration	Lowestoft	16	A12 Battery Green Road	NB	Jan-15	ATC	No	6160-6150	6160	6150
577	Calibration	Lowestoft	16	A12 Battery Green Road	SB	Jan-15	ATC	No	6150-6160	6150	6160
578	Calibration	Lowestoft	17	A12 Old Nelson Street	NB	Jan-15	ATC	No	6140-6130	6140	6130
579	Calibration	Lowestoft	17	A12 Old Nelson Street	SB	Jan-15	ATC	No	6130-6140	6130	6140
580	Calibration	Lowestoft	18	St Peter's Street	EB	Jan-15	ATC	No	6070-6075	6070	6075
581	Calibration	Lowestoft	18	St Peter's Street	WB	Jan-15	ATC	No	6075-6070	6075	6070
582	Calibration	Lowestoft	19	Denmark Road	EB	Jan-15	ATC	No	7200-10139	7200	10139
583	Calibration	Lowestoft	19	Denmark Road	WB	Jan-15	ATC	No	10139-7200	10139	7200
584	Calibration	Lowestoft	20	Rotterdam Road	NEB	Jan-15	ATC	No	7210-9130	7210	9130
585	Calibration	Lowestoft	20	Rotterdam Road	SWB	Jan-15	ATC	No	9130-7210	9130	7210
586	Calibration	Lowestoft	21	Peto Way	NB	Jan-15	ATC	No	10190-7060	10190	7060
587	Calibration	Lowestoft	21	Peto Way	SB	Jan-15	ATC	No	7060-10190	7060	10190
588	Calibration	Lowestoft	22	A1117 Normanston Drive	NEB	Jan-15	ATC	No	7050-7060	7050	7060
589	Calibration	Lowestoft	22	A1117 Normanston Drive	SWB	Jan-15	ATC	No	7060-7050	7060	7050
590	Calibration	Lowestoft	23	A1144 Normanston Drive	EB	Jan-15	ATC	No	9240-9130	9240	9130
591	Calibration	Lowestoft	23	A1144 Normanston Drive	WB	Jan-15	ATC	No	9130-9240	9130	9240
592	Calibration	Lowestoft	24	Oulton Road	EB	Jan-15	ATC	No	9270-6309	9270	6309
593	Calibration	Lowestoft	24	Oulton Road	WB	Jan-15	ATC	No	6309-9270	6309	9270
594	Calibration	Lowestoft	25	B1375 Gorleston Road	NB	Jan-15	ATC	No	8030-8040	8030	8040
595	Calibration	Lowestoft	25	B1375 Gorleston Road	SB	Jan-15	ATC	No	8040-8030	8040	8030
596	Calibration	Lowestoft	26	A1117 Millennium Way	NB	Jan-15	ATC	No	7070-7080	7070	7080
597	Calibration	Lowestoft	26	A1117 Millennium Way	SB	Jan-15	ATC	No	7080-7070	7080	7070
598	Calibration	Lowestoft	27	A12 Yarmouth Road	NWB	Jan-15	ATC	No	0242-1024	10242	10248
599	Calibration	Lowestoft	27	A12 Yarmouth Road	SEB	Jan-15	ATC	No	0248-1024	10248	10242
600	Validation	Lowestoft	28	B1385 Corton Road	NB	Jan-15	ATC	No	9460-9480	9460	9480
601	Validation	Lowestoft	28	B1385 Corton Road	SB	Jan-15	ATC	No	9480-9460	9480	9460
604	Validation	Lowestoft	30	B1375 Parkhill	NB	Jan-15	ATC	No	6300-8070	6300	8070
605	Validation	Lowestoft	30	B1375 Parkhill	SB	Jan-15	ATC	No	8070-6300	8070	6300
606	Calibration	Lowestoft	31	B1074 Bluderston Road	NB	Jan-15	ATC	No	6324-9440	6324	9440
607	Calibration	Lowestoft	31	B1074 Bluderston Road	SB	Jan-15	ATC	No	9440-6324	9440	6324
608	Calibration	Lowestoft	32	Fixton Road	NB	Jan-15	ATC	No	4563-5656	4563	5656
609	Calibration	Lowestoft	32	Fixton Road	SB	Jan-15	ATC	No	5656-4563	5656	4563
610	Calibration	Lowestoft	33	Coast Road	NB	Jan-15	ATC	No	9510-6326	9510	6326
611	Calibration	Lowestoft	33	Coast Road	SB	Jan-15	ATC	No	6326-9510	6326	9510
620	Calibration	Lowestoft	29	Asda Car Park	Entry	Jan-15	ANPR	No	4000-6381	4000	6381
621	Calibration	Lowestoft	29	Asda Car Park	Exit	Jan-15	ANPR	No	6381-4000	6381	4000
626	Calibration	AOI	3	Hawthorn Drive	EB	Jan-15	ATC	No	0174-3017	30174	30173
627	Calibration	AOI	3	Hawthorn Drive	WB	Jan-15	ATC	No	0173-3017	30173	30174
628	Validation	AOI	4	Anglesea Road	EB	Jan-15	ATC	No	0085-2003	20085	20030
629	Validation	AOI	4	Anglesea Road	WB	Jan-15	ATC	No	0030-2008	20030	20085
635	Calibration	AOI	8	Bramley Hill	NB	Jan-15	ATC	No	0333-7033	70333	70334
636	Calibration	AOI	8	Bramley Hill	SB	Jan-15	ATC	No	0334-7033	70334	70333
637	Calibration	AOI	9	Belvedere Road	NB	Jan-15	ATC	No	0055-2033	20055	20337
638	Calibration	AOI	9	Belvedere Road	SB	Jan-15	ATC	No	0337-2005	20337	20055
639	Calibration	AOI	10	Brunswick Road	NB	Jan-15	ATC	No	0056-2005	20056	20052
640	Calibration	AOI	10	Brunswick Road	SB	Jan-15	ATC	No	0052-2005	20052	20056

AM Peak																
ALL VEHICLES					CAR					LGV			HGV		
Observed	Modelled	GEH	GEH Pass?	Flow Pass?	Observed	Modelled	GEH	GEH Pass?	Flow Pass?	Observed	Modelled	GEH	Observed	Modelled	GEH
163	161	0.173	Yes	Yes	152.6667	156	0.232	Yes	Yes	5.166667	5	0.074	4.916667	0	3.136
132	123	0.845	Yes	Yes	106.2083	107	0.099	Yes	Yes	14.70833	15	0.130	11.20833	0	4.642
1427	1467	1.066	Yes	Yes	1118.417	1096	0.682	Yes	Yes	46.375	94	5.663	261.875	278	0.964
786	762	0.864	Yes	Yes	469.3333	460	0.415	Yes	Yes	65.45833	53	1.624	251.6667	249	0.165
594	564	1.236	Yes	Yes	504.75	475	1.334	Yes	Yes	33.25	33	0.066	56.08333	56	0.021
252	261	0.583	Yes	Yes	142.7917	141	0.167	Yes	Yes	14	19	1.121	95.16667	102	0.686
2823	2830	0.140	Yes	Yes	2320.292	2290	0.623	Yes	Yes	151.125	182	2.395	351.0833	358	0.344
1134	1096	1.130	Yes	Yes	831.5833	847	0.545	Yes	Yes	98.58333	99	0.043	203.5	150	4.061
1651	1592	1.457	Yes	Yes	1330.583	1345	0.385	Yes	Yes	114.9167	115	0.003	205.4167	133	5.597
1062	1080	0.535	Yes	Yes	807.25	819	0.402	Yes	Yes	92.25	92	0.031	162.9167	169	0.492
1387	1400	0.338	Yes	Yes	1151.583	1163	0.323	Yes	Yes	92.66667	93	0.058	143	144	0.087
257	254	0.203	Yes	Yes	219	221	0.166	Yes	Yes	19.5	25	1.168	18.33333	7	3.141
1205	1207	0.068	Yes	Yes	1082.875	1046	1.125	Yes	Yes	61.5	126	6.684	60.375	35	3.727
1616	1571	1.141	Yes	Yes	1481.875	1400	2.151	Yes	Yes	75.875	129	5.254	58.5	41	2.413
586	624	1.564	Yes	Yes	523.25	515	0.376	Yes	Yes	31.5	93	7.769	30.91667	17	2.910
574	600	1.072	Yes	Yes	522.75	508	0.636	Yes	Yes	25.16667	71	6.631	25.66667	20	1.176
19	22	0.798	Yes	Yes	15.7372	19	0.730	Yes	Yes	2.539988	4	0.605	0.473832	0	0.973
14	15	0.330	Yes	Yes	11.579	13	0.414	Yes	Yes	1.868853	2	0.036	0.348632	0	0.284
34	0	8.265	No	Yes	28.66389	0	7.572	No	Yes	4.628357	0	3.042	0.863041	0	1.314
44	0	9.359	No	Yes	36.75853	0	8.574	No	Yes	5.932833	0	3.445	1.106763	0	1.488
20	14	1.643	Yes	Yes	17.1318	12	1.330	Yes	Yes	2.765076	1	1.491	0.515822	1	0.355
17	21	0.768	Yes	Yes	14.52599	18	0.890	Yes	Yes	2.344498	1	1.087	0.437363	2	1.140
633	814	6.729	No	No	531.4185	667	6.555	No	No	85.77104	109	2.341	16.00049	38	4.222
664	846	6.643	No	No	557.1994	707	5.966	No	No	89.93208	104	1.415	16.77672	35	3.648
437	445	0.411	Yes	Yes	366.5688	374	0.398	Yes	Yes	59.16427	49	1.395	11.03703	22	2.754
340	405	3.374	Yes	Yes	285.4376	303	1.005	Yes	Yes	46.06968	78	4.097	8.594245	24	3.850
712	601	4.340	Yes	No	597.831	494	4.466	Yes	No	96.49003	80	1.761	18.0001	28	2.022
589	475	4.964	Yes	No	494.4699	375	5.741	No	No	79.80753	74	0.709	14.888	26	2.516
448	372	3.783	Yes	Yes	376.1096	322	2.901	Yes	Yes	60.70415	47	1.912	11.32429	3	3.129
353	426	3.677	Yes	Yes	296.376	349	2.916	Yes	Yes	47.83514	74	3.347	8.923589	3	2.422
816	863	1.632	Yes	Yes	684.5328	728	1.648	Yes	Yes	110.4837	100	0.990	20.61061	34	2.605
377	383	0.294	Yes	Yes	316.6704	317	0.006	Yes	Yes	51.11065	55	0.538	9.534632	11	0.591
307	452	7.442	No	No	257.6008	376	6.644	No	No	41.57681	70	3.794	7.756105	6	0.612
355	445	4.457	Yes	Yes	298.3512	353	3.040	Yes	Yes	48.15393	68	2.632	8.983059	23	3.539
475	444	1.454	Yes	Yes	398.4599	358	2.071	Yes	Yes	64.3115	70	0.745	11.99724	15	0.820
431	339	4.717	Yes	Yes	361.7638	308	2.966	Yes	Yes	58.38874	22	5.730	10.89235	9	0.617
161	162	0.077	Yes	Yes	135.003	136	0.085	Yes	Yes	21.78951	22	0.030	4.064808	4	0.072
93	93	0.021	Yes	Yes	78.03563	79	0.080	Yes	Yes	12.59497	13	0.105	2.349576	1	0.637
343	377	1.760	Yes	Yes	288.2098	335	2.677	Yes	Yes	46.51711	32	2.387	8.677711	10	0.347
149	147	0.197	Yes	Yes	125.393	124	0.110	Yes	Yes	20.23845	23	0.540	3.775458	0	2.636
407	288	6.424	No	No	341.8044	245	5.629	No	Yes	55.16729	31	3.606	10.29139	11	0.134
133	220	6.580	No	Yes	111.4399	177	5.455	No	Yes	17.98642	32	2.860	3.355345	11	2.832
669	583	3.423	Yes	Yes	561.3576	502	2.572	Yes	Yes	90.60321	63	3.119	16.90192	18	0.238
566	284	13.673	No	No	474.659	238	12.567	No	No	76.61005	43	4.293	14.29151	3	3.872
410	403	0.326	Yes	Yes	344.0023	338	0.304	Yes	Yes	55.52203	54	0.145	10.35757	10	0.036
484	481	0.157	Yes	Yes	406.613	407	0.028	Yes	Yes	65.62741	66	0.006	12.24272	8	1.241
650	620	1.214	Yes	Yes	545.8683	547	0.028	Yes	Yes	88.10324	67	2.364	16.43555	6	3.108
298	277	1.283	Yes	Yes	250.3239	237	0.879	Yes	Yes	40.40232	38	0.311	7.537006	1	2.867
213	209	0.263	Yes	Yes	178.4332	175	0.261	Yes	Yes	28.79915	29	0.033	5.372447	5	0.073
301	300	0.063	Yes	Yes	252.5416	249	0.214	Yes	Yes	40.76026	43	0.374	7.603779	7	0.043
135	108	2.451	Yes	Yes	113.288	84	2.934	Yes	Yes	18.2847	22	0.862	3.410989	2	1.089
98	80	1.857	Yes	Yes	82.24004	69	1.583	Yes	Yes	13.27356	10	1.067	2.476166	2	0.120
392	323	3.620	Yes	Yes	328.9602	262	3.917	Yes	Yes	53.09423	56	0.428	9.904666	6	1.553
314	396	4.332	Yes	Yes	263.7226	344	4.602	Yes	Yes	42.56487	41	0.236	7.940426	11	0.955
680	999	10.996	No	No	571.0046	824	9.591	No	No	92.16025	147	4.991	17.19239	28	2.263
502	668	6.854	No	No	421.1429	559	6.224	No	No	67.97254	95	3.024	12.6802	13	0.177
404	403	0.039	Yes	Yes	338.8936	337	0.113	Yes	Yes	54.6975	56	0.202	10.20375	10	0.063
188	178	0.767	Yes	Yes	157.8039	152	0.490	Yes	Yes	25.46957	24	0.291	4.751318	2	1.546
472	473	0.076	Yes	Yes	395.7686	398	0.118	Yes	Yes	63.87713	64	0.054	11.9162	11	0.331
244	247	0.168	Yes	Yes	204.9533	208	0.179	Yes	Yes	33.07949	33	0.014	6.170941	6	0.006
578	564	0.588	Yes	Yes	485.3218	488	0.139	Yes	Yes	78.33103	67	1.300	14.61256	9	1.774
479	445	1.575	Yes	Yes	402.2766	370	1.625	Yes	Yes	64.92751	62	0.324	12.11215	13	0.189
372	373	0.033	Yes	Yes	312.3643	316	0.201	Yes	Yes	50.41566	47	0.454	9.404981	10	0.083
446	445	0.045	Yes	Yes	373.9057	374	0.021	Yes	Yes	60.34845	59	0.130	11.25793	11	0.106
456	445	0.523	Yes	Yes	382.4624	371	0.614	Yes	Yes	61.7295	61	0.079	11.51557	13	0.413
645	630	0.621	Yes	Yes	541.4906	532	0.409	Yes	Yes	87.39668	87	0.045	16.30375	11	1.583
95	95	0.032	Yes	Yes	79.94148	85	0.572	Yes	Yes	12.90257	9	1.026	2.406959	0	1.775
101	43	6.862	No	Yes	84.5155	36	6.300	No	Yes	13.64082	6	2.608	2.544678	1	0.836
457	476	0.895	Yes	Yes	383.525	418	1.716	Yes	Yes	61.90101	51	1.431	11.54756	7	1.392
249	276	1.671	Yes	Yes	208.8805	227	1.246	Yes	Yes	33.71334	40	1.056	6.289185	9	0.825
178	228	3.559	Yes	Yes	149.1756	183	2.650	Yes	Yes	24.07697	41	2.980	4.491529	4	0.223
112	121	0.848	Yes	Yes	93.76751	97	0.320	Yes	Yes	15.13409	19	0.997	2.823247	5	0.972
51	20	5.253	No	Yes	42.6909	15	5.179	No	Yes	6.890319	5	0.878	1.285381	0	1.603
83	23	8.298	No	Yes	69.85783	20	7.374	No	Yes	11.27507	2	3.359	2.10335	0	2.051
61	52	1.167	Yes	Yes	51.04199	51	0.050	Yes	Yes	8.171068	1	3.629	1.524303	0	1.746
50	0	9.977	No	Yes	41.92361	0	9.147	No	Yes	6.711349	0	3.656	1.251994	0	1.582
227	86	11.260	No	No	190.4458	79	9.635	No	No	30.73798	6	5.879	5.734134	2	2.078
166	63	9.678	No	No	139.7157	55	8.635	No	Yes	22.55013	6	4.421	4.206701	2	1.019
359	284	4.192	Yes	Yes	301.2461	262	2.353	Yes	Yes	48.54796	19	5.013	9.324128	3	2.630
164	165	0.074	Yes	Yes	139.8374	151	0.939	Yes	Yes	12.72112	13	0.100	11.75096	1	4.248
182	345	10.047	No	No	165.9237	313	9.531	No	No	10.12498	19	2.332	5.74775	12	2.188
159	177	1.380	Yes	Yes	150.9993	163	0.953	Yes	Yes	5.841332	10	1.557	2.171372	4	0.888
26	25	0.214	Yes	Yes	21.94757	22	0.011	Yes	Yes	3.374992	3	0.210	1.14955	0	0.876
89	83	0.619	Yes	Yes	81.0179	81	0.032	Yes	Yes	6.620176	1	2.554	1.14955	0	1.058
217	49	14.553	No	No	200.1619	49	13.583	No	No	12.98074	1	4.768	4.215017	0	2.815
53	7	8.484	No	Yes	44.52222	6	7.559	No	Yes	7.528828	0	3.683	1.021822	0	1.341
83	140	5.390	No	Yes	77.25546	134	5.499	No	Yes	5.192295	5	0.272	0.638639	2	0.969
69	106	3.939	Yes	Yes	53.42666	97	4.993	Yes	Yes	15.57689	9	1.828	0	0	0.000

ID	Calibration / Validation	Area	Ref	Site Location	Dir	Date	Data Type	Duplicate?	Ref	A-Node	B-Node
643	Calibration	AOI	12	Sidegate Lane	NB	Jan-15	ATC	No	0057-2005	20057	20053
644	Calibration	AOI	12	Sidegate Lane	SB	Jan-15	ATC	No	0053-2005	20053	20057
651	Calibration	AOI	16	Adelaide Road	NB	Jan-15	ATC	No	0644-3064	30644	30645
652	Calibration	AOI	16	Adelaide Road	SB	Jan-15	ATC	No	0645-3064	30645	30644
653	Calibration	AOI	17	Gleneagles Drive	EB	Jan-15	ATC	No	0646-3064	30646	30647
654	Calibration	AOI	17	Gleneagles Drive	WB	Jan-15	ATC	No	0647-3064	30647	30646
655	Calibration	AOI	18	Penshurst Road	EB	Jan-15	ATC	No	0377-3064	70377	30648
656	Calibration	AOI	18	Penshurst Road	WB	Jan-15	ATC	No	0648-7037	30648	70377
657	Calibration	AOI	19	Ashdown Way	EB	Jan-15	ATC	No	0273-3065	30273	30655
658	Calibration	AOI	19	Ashdown Way	WB	Jan-15	ATC	No	0655-3027	30655	30273
659	Calibration	AOI	21	Grove Hill	NB	Jan-15	ATC	No	0223-3020	30223	30203
660	Calibration	AOI	21	Grove Hill	SB	Jan-15	ATC	No	0203-3022	30203	30223
663	Calibration	AOI	23	Birkfield Drive	NB	Jan-15	ATC	No	0709-7029	30709	70297
664	Calibration	AOI	23	Birkfield Drive	SB	Jan-15	ATC	No	0297-3070	70297	30709
667	Calibration	AOI	25	Norwich Road	NB	Jan-15	ATC	No	0138-3013	30138	30137
668	Calibration	AOI	25	Norwich Road	SB	Jan-15	ATC	No	0137-3013	30137	30138
669	Calibration	AOI	26	Bramford Road	EB	Jan-15	ATC	No	0142-3044	30142	30449
670	Calibration	AOI	26	Bramford Road	WB	Jan-15	ATC	No	0449-3014	30449	30142
671	Calibration	AOI	27	A1214 Yarmouth Road	NB	Jan-15	ATC	No	0080-2002	20080	20024
672	Calibration	AOI	27	A1214 Yarmouth Road	SB	Jan-15	ATC	No	0024-2008	20024	20080
673	Calibration	AOI	28	A1071 Handford Road	EB	Jan-15	ATC	No	0312-2001	20312	20016
674	Calibration	AOI	28	A1071 Handford Road	WB	Jan-15	ATC	No	0016-2031	20016	20312
675	Calibration	AOI	29	B1067 Bramford Road	NWB	Jan-15	ATC	No	0427-2002	30427	20025
676	Calibration	AOI	29	B1067 Bramford Road	SEB	Jan-15	ATC	No	0025-3042	20025	30427
677	Calibration	AOI	30	A1156 Norwich Road	NB	Jan-15	ATC	No	0028-2002	20028	20026
678	Calibration	AOI	30	A1156 Norwich Road	SB	Jan-15	ATC	No	0026-2002	20026	20028
679	Calibration	AOI	31	Valley Road	EB	Jan-15	ATC	No	0375-2004	70375	20043
680	Calibration	AOI	31	Valley Road	WB	Jan-15	ATC	No	0043-7037	20043	70375
683	Validation	AOI	33	Valley Road	EB	Jan-15	ATC	No	0264-2004	20264	20047
684	Validation	AOI	33	Valley Road	WB	Jan-15	ATC	No	0047-2026	20047	20264
687	Calibration	AOI	35	B1077 Westerfield Road	NB	Jan-15	ATC	No	0807-3033	30807	30333
688	Calibration	AOI	35	B1077 Westerfield Road	SB	Jan-15	ATC	No	0333-3080	30333	30807
689	Calibration	AOI	36	Colchester Road	EB	Jan-15	ATC	No	0252-2027	20252	20277
690	Calibration	AOI	36	Colchester Road	WB	Jan-15	ATC	No	0277-2025	20277	20252
691	Calibration	AOI	37	A1214 Woodbridge Road	EB	Jan-15	ATC	No	0298-3030	30298	30301
692	Calibration	AOI	37	A1214 Woodbridge Road	WB	Jan-15	ATC	No	0301-3029	30301	30298
693	Calibration	AOI	38	A1189 Heath Road	NB	Jan-15	ATC	No	0646-3029	30646	30293
694	Calibration	AOI	38	A1189 Heath Road	SB	Jan-15	ATC	No	0293-3064	30293	30646
695	Calibration	AOI	39	Foxhall Road	EB	Jan-15	ATC	No	0372-3039	30372	30394
696	Calibration	AOI	39	Foxhall Road	WB	Jan-15	ATC	No	0394-3037	30394	30372
697	Calibration	AOI	Jn 1	1 Ransomes Way - Nacton Road from Ransomes W	0	Jan-15	MCC	No	0238-3023	30238	30237
698	Calibration	AOI	Jn 1	1 Ransomes Way - Nacton Road from Bluestern Rc	0	Jan-15	MCC	No	0777-3023	30777	30237
700	Calibration	AOI	Jn 1	Ransomes Way - Nacton Road from Ravenwood Av	0	Jan-15	MCC	No	0664-3023	30664	30237
701	Calibration	AOI	Jn 1	n 1 Ransomes Way - Nacton Road from Nacton Roa	0	Jan-15	MCC	No	0434-3023	30434	30237
702	Calibration	AOI	Jn 2	nsomes Way N - Ransomes Way S from Ransomes	0	Jan-15	MCC	No	0370-3023	70370	30238
704	Calibration	AOI	Jn 2	ansomes Way N - Ransomes Way S from Central A	0	Jan-15	MCC	No	0665-3023	30665	30238
705	Calibration	AOI	Jn 2	nsomes Way N - Ransomes Way S from Ransomes	0	Jan-15	MCC	No	0237-3023	30237	30238
707	Calibration	AOI	Jn 3	3 Felixstowe Road - Ransomes Way from Murrils Rc	0	Jan-15	MCC	No	0492-3025	30492	30256
708	Calibration	AOI	Jn 3	elixstowe Road - Ransomes Way from Felixstowe R	0	Jan-15	MCC	No	0371-3025	70371	30256
711	Calibration	AOI	Jn 4	Jn 4 Rands Way - Nacton Road from Rands Way	0	Jan-15	MCC	No	0249-3024	30249	30241
713	Calibration	AOI	Jn 4	In 4 Rands Way - Nacton Road from Landseer Road	0	Jan-15	MCC	No	0432-3024	30432	30241
714	Calibration	AOI	Jn 4	In 4 Rands Way - Nacton Road from Nacton Road V	0	Jan-15	MCC	No	0436-3024	30436	30241
719	Validation	AOI	Jn 6	Jn 6 Heath Road - Bixley Road from Heath Road	0	Jan-15	MCC	No	0311-3027	70311	30275
720	Validation	AOI	Jn 6	Jn 6 Heath Road - Bixley Road from Foxhall Road E	0	Jan-15	MCC	No	0443-3027	30443	30275
721	Validation	AOI	Jn 6	Jn 6 Heath Road - Bixley Road from Bixley Road	0	Jan-15	MCC	No	0310-3027	70310	30275
722	Validation	AOI	Jn 6	Jn 6 Heath Road - Bixley Road from Foxhall Road W	0	Jan-15	MCC	No	0652-3027	30652	30275
723	Calibration	AOI	Jn 7	Woodbridge Road - Heath Road from Woodbridge R	0	Jan-15	MCC	No	0254-3029	20254	30296
724	Calibration	AOI	Jn 7	n 7 Woodbridge Road - Heath Road from Heath Roa	0	Jan-15	MCC	No	0815-3029	30815	30296
728	Calibration	AOI	Jn 8	odbridge Road - Colchester Road from Woodbridge	0	Jan-15	MCC	No	0278-3029	20278	30294
729	Calibration	AOI	Jn 8	Woodbridge Road - Colchester Road from Colchester	0	Jan-15	MCC	No	0253-3029	20253	30295
731	Calibration	AOI	Jn 9	Cauldwell Hall Road - St John's Road from Freehold	0	Jan-15	MCC	No	0340-2028	20340	20280
733	Calibration	AOI	Jn 9	uldwell Hall Road - St John's Road from Marlborouc	0	Jan-15	MCC	No	0281-2028	20281	20280
735	Calibration	AOI	Jn 10	Cauldwell Hall Road - Foxhall Road from Cauldwell Ha	0	Jan-15	MCC	No	0280-2007	20280	20077
736	Calibration	AOI	Jn 10	Cauldwell Hall Road - Foxhall Road from Foxhall Rc	0	Jan-15	MCC	No	0441-2007	30441	20077
737	Calibration	AOI	Jn 10	10 Cauldwell Hall Road - Foxhall Road from Derby R	0	Jan-15	MCC	No	0197-2007	70197	20077
739	Calibration	AOI	Jn 11	11 Felixstowe Road - Bishops Hill from Rosehill Roa	0	Jan-15	MCC	No	0144-3024	70144	30245
740	Calibration	AOI	Jn 11	11 Felixstowe Road - Bishops Hill from Felixstowe Rc	0	Jan-15	MCC	No	0438-3024	30438	30245
742	Calibration	AOI	Jn 11	In 11 Felixstowe Road - Bishops Hill from Bishops Hi	0	Jan-15	MCC	No	0001-3024	60001	30245
743	Calibration	AOI	Jn 12	Jn 12 Duke Street - Cliff Road from Duke Street	0	Jan-15	MCC	No	0093-3022	70093	30226
744	Calibration	AOI	Jn 12	Jn 12 Duke Street - Cliff Road from Myrtle Road	0	Jan-15	MCC	No	0135-3022	70135	30226
746	Calibration	AOI	Jn 12	Jn 12 Duke Street - Cliff Road from Cliff Road	0	Jan-15	MCC	No	0094-3022	70094	30226
748	Calibration	AOI	Jn 13	In 13 Back Hamlet - Fore Hamlet from Fore Hamlet E	0	Jan-15	MCC	No	0760-2007	30760	20072
749	Calibration	AOI	Jn 13	Jn 13 Back Hamlet - Fore Hamlet from Duke Street	0	Jan-15	MCC	No	0001-2007	70001	20072
755	Calibration	AOI	Jn 15	n 15 Hawes Street - Vernon Street from Felaw Stree	0	Jan-15	MCC	No	0063-3021	70063	30215
758	Calibration	AOI	Jn 15	15 Hawes Street - Vernon Street from Vernon Stre	0	Jan-15	MCC	No	0019-3021	70019	30215
759	Calibration	AOI	Jn 16	16 Hawes Street - Station Street from Hawes Stree	0	Jan-15	MCC	No	0215-3021	30215	30216
760	Calibration	AOI	Jn 16	Jn 16 Hawes Street - Station Street from Bath Stree	0	Jan-15	MCC	No	0052-3021	70052	30216
761	Calibration	AOI	Jn 16	16 Hawes Street - Station Street from Hawes Stree	0	Jan-15	MCC	No	0315-3021	70315	30216
762	Calibration	AOI	Jn 16	n 16 Hawes Street - Station Street from Station Stre	0	Jan-15	MCC	No	0043-3021	70043	30216
768	Calibration	AOI	Jn 18	18 Belstead Road - Luther Road from Belstead Roa	0	Jan-15	MCC	No	0211-3019	30211	30193
769	Calibration	AOI	Jn 18	In 18 Belstead Road - Luther Road from Luther Roa	0	Jan-15	MCC	No	0022-3019	70022	30193
771	Calibration	AOI	Jn 19	9 Belstead Road - Ancaster Road from Belstead Rou	0	Jan-15	MCC	No	0193-3070	30193	30703
773	Calibration	AOI	Jn 19	9 Belstead Road - Ancaster Road from Belstead Rou	0	Jan-15	MCC	No	0192-3070	30192	30703
775	Calibration	AOI	Jn 20	Birkfield Drive - Stone Lodge Lane from Birkfield Dr	0	Jan-15	MCC	No	0173-3017	30173	30175
776	Calibration	AOI	Jn 20	irkfield Drive - Stone Lodge Lane from Stone Lodge	0	Jan-15	MCC	No	0190-3017	30190	30175
778	Calibration	AOI	Jn 20	irkfield Drive - Stone Lodge Lane from Stone Lodge	0	Jan-15	MCC	No	0296-7029	70296	70297
779	Calibration	AOI	Jn 21	In 21 Princes Street - Burrell Road from Princes Stree	0	Jan-15	MCC	No	0318-3016	20318	30168
780	Calibration	AOI	Jn 21	In 21 Princes Street - Burrell Road from Burrell Road	0	Jan-15	MCC	No	0170-3016	30170	30168

AM Peak															
ALL VEHICLES					CAR					LGV			HGV		
Observed	Modelled	GEH	GEH Pass?	Flow Pass?	Observed	Modelled	GEH	GEH Pass?	Flow Pass?	Observed	Modelled	GEH	Observed	Modelled	GEH
207	248	2.709	Yes	Yes	179.2176	218	2.783	Yes	Yes	20.50957	30	1.818	7.663667	0	3.761
180	220	2.813	Yes	Yes	156.0159	202	3.446	Yes	Yes	20.24995	17	0.695	3.959561	1	2.182
41	41	0.064	Yes	Yes	36.87192	37	0.023	Yes	Yes	3.894221	4	0.048	0.255456	0	0.305
68	68	0.016	Yes	Yes	62.95818	63	0.038	Yes	Yes	4.283643	4	0.139	1.021822	1	0.157
104	104	0.014	Yes	Yes	97.94888	98	0.001	Yes	Yes	4.673066	5	0.140	1.021822	1	0.157
125	127	0.110	Yes	Yes	115.6324	117	0.100	Yes	Yes	8.826902	9	0.058	0.894094	1	0.021
54	52	0.233	Yes	Yes	48.66091	49	0.031	Yes	Yes	3.764414	3	0.308	1.532733	0	1.451
45	57	1.742	Yes	Yes	40.50895	53	1.783	Yes	Yes	2.98557	3	0.083	1.277278	1	0.110
143	142	0.084	Yes	Yes	127.7976	128	0.009	Yes	Yes	12.3317	12	0.112	3.320922	3	0.298
334	308	1.497	Yes	Yes	294.4737	296	0.067	Yes	Yes	35.43741	11	5.143	4.470472	1	1.932
111	118	0.692	Yes	Yes	99.02265	112	1.283	Yes	Yes	10.32139	5	1.809	1.62998	1	0.645
88	23	8.813	No	Yes	78.33135	18	8.636	No	Yes	8.410019	4	1.626	1.504597	0	1.705
222	217	0.337	Yes	Yes	204.6768	201	0.284	Yes	Yes	16.61534	17	0.011	1.021822	0	1.384
112	111	0.067	Yes	Yes	101.3351	101	0.036	Yes	Yes	10.38459	10	0.136	0	0	0.437
639	801	6.039	No	No	570.3861	695	4.964	Yes	No	42.96624	75	4.188	25.16237	30	0.939
716	859	5.092	No	No	627.7006	765	5.193	No	No	53.35083	60	0.846	34.74196	34	0.087
495	514	0.826	Yes	Yes	430.6741	435	0.202	Yes	Yes	41.01913	47	0.858	23.50191	32	1.641
496	428	3.156	Yes	Yes	426.41	369	2.864	Yes	Yes	49.06719	41	1.235	20.43644	18	0.555
532	527	0.193	Yes	Yes	447.8559	445	0.144	Yes	Yes	57.76428	57	0.078	26.18419	25	0.158
710	729	0.718	Yes	Yes	632.0901	644	0.467	Yes	Yes	55.03833	55	0.031	22.991	31	1.486
368	360	0.396	Yes	Yes	316.1529	314	0.109	Yes	Yes	34.14978	34	0.077	17.67902	13	1.332
287	287	0.005	Yes	Yes	255.2122	254	0.059	Yes	Yes	23.31869	23	0.064	8.651435	10	0.370
221	211	0.676	Yes	Yes	192.5116	182	0.778	Yes	Yes	18.04323	19	0.135	10.47368	11	0.040
179	179	0.022	Yes	Yes	153.633	152	0.094	Yes	Yes	19.08168	20	0.257	6.769572	7	0.105
382	545	7.607	No	No	341.2534	494	7.470	No	No	27.51916	41	2.254	12.90051	11	0.593
654	860	7.487	No	No	581.1717	777	7.527	No	No	49.97584	54	0.591	23.11873	28	0.988
419	430	0.499	Yes	Yes	350.5341	360	0.514	Yes	Yes	46.34123	45	0.218	22.60782	25	0.425
605	582	0.968	Yes	Yes	539.5341	521	0.804	Yes	Yes	46.86046	41	0.901	19.03144	20	0.208
746	951	7.028	No	No	651.0277	851	7.303	No	No	68.53829	66	0.333	26.56738	34	1.323
991	1322	9.742	No	No	908.5041	1225	9.696	No	No	59.45178	60	0.064	22.60782	37	2.582
127	117	0.875	Yes	Yes	103.6982	101	0.245	Yes	Yes	16.09611	11	1.240	6.769572	4	1.095
244	347	5.943	No	No	215.441	323	6.570	No	No	21.02879	19	0.557	7.919122	5	1.270
690	690	0.022	Yes	Yes	608.2613	611	0.095	Yes	Yes	59.97101	57	0.336	21.58599	22	0.172
693	669	0.930	Yes	Yes	618.1691	598	0.825	Yes	Yes	55.16813	50	0.659	19.41462	20	0.199
764	498	10.574	No	No	639.5354	418	9.651	No	No	104.8844	63	4.606	19.41462	18	0.362
940	856	2.779	Yes	Yes	861.7639	787	2.609	Yes	Yes	69.57675	60	1.132	8.174578	9	0.258
880	867	0.439	Yes	Yes	783.3402	775	0.304	Yes	Yes	66.72099	68	0.112	29.8883	24	1.039
771	779	0.281	Yes	Yes	687.6488	695	0.285	Yes	Yes	61.6585	62	0.074	21.84145	22	0.056
431	552	5.488	No	No	382.0077	461	3.870	Yes	Yes	38.73706	73	4.562	10.03065	18	2.165
459	550	4.047	Yes	Yes	422.4788	498	3.531	Yes	Yes	28.5431	45	2.761	8.024519	6	0.608
487	479	0.375	Yes	Yes	421.214	414	0.362	Yes	Yes	49.51382	48	0.155	16.45598	17	0.062
154	156	0.095	Yes	Yes	86.43909	84	0.227	Yes	Yes	56.50221	56	0.096	11.5496	16	1.088
582	575	0.273	Yes	Yes	540.6525	533	0.318	Yes	Yes	35.31597	34	0.191	5.722751	8	0.745
571	528	1.821	Yes	Yes	482.4209	463	0.907	Yes	Yes	66.70756	52	1.946	21.9842	14	1.889
922	911	0.385	Yes	Yes	852.3133	843	0.318	Yes	Yes	54.99197	53	0.278	14.99185	15	0.089
112	118	0.577	Yes	Yes	74.95111	75	0.026	Yes	Yes	29.70971	29	0.040	7.495923	14	2.018
734	742	0.299	Yes	Yes	668.4416	672	0.145	Yes	Yes	51.38411	56	0.611	14.12874	14	0.026
337	335	0.083	Yes	Yes	314.2479	312	0.106	Yes	Yes	19.5319	20	0.076	3.065467	3	0.005
430	482	2.468	Yes	Yes	370.8643	412	2.057	Yes	Yes	49.95412	52	0.282	8.700165	19	2.699
227	224	0.199	Yes	Yes	213.7133	211	0.192	Yes	Yes	12.19685	12	0.068	1.267471	1	0.033
403	400	0.169	Yes	Yes	341.9056	340	0.129	Yes	Yes	48.55865	48	0.143	12.5673	13	0.001
321	327	0.331	Yes	Yes	301.3924	306	0.281	Yes	Yes	18.19885	19	0.084	1.267471	2	0.546
768	811	1.505	Yes	Yes	701.2488	724	0.861	Yes	Yes	56.0668	65	1.144	11.03371	21	2.583
422	598	7.802	No	No	379.1865	559	8.290	No	No	31.60129	33	0.303	11.03371	6	1.735
875	738	4.825	Yes	No	768.222	632	5.155	No	No	97.86204	80	1.890	9.027584	26	4.093
456	562	4.691	Yes	No	403.809	531	5.868	No	No	47.91163	26	3.695	4.01226	5	0.621
938	999	1.983	Yes	Yes	859.8432	908	1.614	Yes	Yes	69.57675	72	0.263	8.174578	20	3.082
781	774	0.245	Yes	Yes	669.2129	661	0.311	Yes	Yes	99.69206	100	0.041	12.26187	13	0.217
606	504	4.326	Yes	No	544.8015	441	4.687	Yes	No	44.65374	47	0.317	16.34916	16	0.004
802	846	1.560	Yes	Yes	711.3522	764	1.943	Yes	Yes	78.92288	61	2.181	11.24004	21	2.523
153	151	0.143	Yes	Yes	142.4711	143	0.043	Yes	Yes	8.307672	8	0.111	2.043644	0	1.890
19	19	0.021	Yes	Yes	19.06303	19	0.051	Yes	Yes	0	0	0.735	0	0	0.295
242	229	0.880	Yes	Yes	209.7837	206	0.232	Yes	Yes	30.58189	22	1.708	2.00613	1	1.232
349	374	1.344	Yes	Yes	314.1831	332	0.970	Yes	Yes	33.64008	36	0.448	1.003065	6	2.829
270	189	5.314	No	Yes	213.7233	157	4.192	Yes	Yes	55.0474	32	3.499	1.003065	1	0.412
21	21	0.019	Yes	Yes	17.0564	17	0.011	Yes	Yes	4.153836	4	0.086	0	0	0.295
248	275	1.693	Yes	Yes	216.7166	242	1.650	Yes	Yes	25.96148	29	0.516	5.109111	5	0.135
394	421	1.345	Yes	Yes	353.1678	377	1.222	Yes	Yes	32.19223	37	0.735	8.174578	8	0.184
329	334	0.316	Yes	Yes	281.9349	281	0.059	Yes	Yes	39.58668	41	0.151	7.132906	13	1.828
20	10	2.485	Yes	Yes	7.411493	5	1.057	Yes	Yes	12.6427	6	2.364	0	0	0.295
102	93	0.921	Yes	Yes	78.68257	79	0.089	Yes	Yes	13.25215	13	0.103	10.25355	1	4.058
361	476	5.629	No	No	314.0384	402	4.639	Yes	Yes	37.38452	67	4.080	9.1964	7	0.743
452	495	1.964	Yes	Yes	415.5254	438	1.096	Yes	Yes	27.60435	47	3.223	8.964893	9	0.121
36	36	0.007	Yes	Yes	32.10616	32	0.045	Yes	Yes	4.153836	4	0.076	0	0	0.860
548	546	0.109	Yes	Yes	510.6253	506	0.224	Yes	Yes	31.55525	34	0.372	5.87808	6	0.152
478	510	1.432	Yes	Yes	443.5492	471	1.283	Yes	Yes	28.43987	32	0.706	5.87808	6	0.199
146	131	1.266	Yes	Yes	105.3846	104	0.087	Yes	Yes	37.65063	24	2.535	2.578015	3	0.030
914	862	1.745	Yes	Yes	841.5994	797	1.569	Yes	Yes	41.64079	47	0.735	30.59348	19	2.413
394	378	0.786	Yes	Yes	370.1648	358	0.656	Yes	Yes	22.39455	19	0.716	1.021822	1	0.311
276	281	0.289	Yes	Yes	233.773	237	0.241	Yes	Yes	40.4999	41	0.145	2.043644	2	0.134
239	230	0.538	Yes	Yes	215.7133	215	0.053	Yes	Yes	22.8461	15	1.725	0	0	0.396
261	262	0.061	Yes	Yes	220.7299	225	0.261	Yes	Yes	38.42298	35	0.514	2.043644	2	0.139
700	770	2.567	Yes	Yes	649.1465	708	2.271	Yes	Yes	47.76911	58	1.434	3.065467	3	0.015
207	207	0.046	Yes	Yes	185.6138	189	0.218	Yes	Yes	21.80764	17	1.137	0	1	1.647
169	169	0.025	Yes	Yes	158.5242	158	0.071	Yes	Yes	10.38459	11	0.112	0	0	0.632
168	205	2.719	Yes	Yes	162.5375	197	2.604	Yes	Yes	4.153836	7	1.097	1.021822	1	0.415
221	324	6.247	No	No	191.6376	289	6.264	No	Yes	29.33152	35	0.947	0	1	1.183
358	363	0.266	Yes	Yes	326.0782	333	0.379	Yes	Yes	28.03839	27	0.165	4.087289	3	0.511

ID	Calibration / Validation	Area	Ref	Site Location	Dir	Date	Data Type	Duplicate?	Ref	A-Node	B-Node	AM Peak																
												ALL VEHICLES					CAR					LGV			HGV		
												Observed	Modelled	GEH	GEH Pass?	Flow Pass?	Observed	Modelled	GEH	GEH Pass?	Flow Pass?	Observed	Modelled	GEH	Observed	Modelled	GEH
782	Calibration	AOI	Jn 21	n 21 Princes Street - Burrell Road from Ranelagh Roa	0	Jan-15	MCC	No	0167-3016	30167	30168	643	578	2.618	Yes	Yes	581.9242	528	2.283	Yes	Yes	60.23062	49	1.493	1.021822	1	0.113
783	Calibration	AOI	Jn 22	n 22 Princes Street - Civic Drive from Princes Street	0	Jan-15	MCC	No	0036-1000	10036	10004	112	120	0.747	Yes	Yes	80.26541	89	0.945	Yes	Yes	26.99993	26	0.147	5.109111	5	0.055
784	Calibration	AOI	Jn 22	n 22 Princes Street - Civic Drive from Franciscan We	0	Jan-15	MCC	No	0005-1000	10005	10004	355	461	5.282	No	No	303.0019	389	4.621	Yes	Yes	40.4999	61	2.876	11.24004	12	0.078
785	Calibration	AOI	Jn 22	n 22 Princes Street - Civic Drive from Princes Street	0	Jan-15	MCC	No	0755-1000	30755	10004	220	163	4.162	Yes	Yes	175.5806	129	3.791	Yes	Yes	40.4999	30	1.785	4.087289	4	0.109
786	Calibration	AOI	Jn 22	Jn 22 Princes Street - Civic Drive from Civic Drive	0	Jan-15	MCC	No	0003-1000	10003	10004	715	588	4.969	Yes	No	639.1133	519	4.988	Yes	No	58.1537	54	0.613	17.37098	15	0.545
787	Calibration	AOI	Jn 23	Jn 23 Civic Drive - Handford Road from Civic Drive N	0	Jan-15	MCC	No	0001-1000	10001	10002	1472	1466	0.152	Yes	Yes	1361.283	1353	0.231	Yes	Yes	86.11089	87	0.097	24.52373	26	0.351
788	Calibration	AOI	Jn 23	23 Civic Drive - Handford Road from Car Park Entrai	0	Jan-15	MCC	No	0080-1000	10080	10002	4	14	3.256	Yes	Yes	2.006635	12	3.710	Yes	Yes	1.038459	1	0.153	1.021822	1	0.157
789	Calibration	AOI	Jn 23	Jn 23 Civic Drive - Handford Road from Civic Drive S	0	Jan-15	MCC	No	0003-1000	10003	10002	513	505	0.365	Yes	Yes	427.4133	401	1.306	Yes	Yes	67.49984	87	2.168	18.3928	18	0.162
790	Calibration	AOI	Jn 23	n 23 Civic Drive - Handford Road from Handford Roa	0	Jan-15	MCC	No	0016-1000	20016	10002	464	458	0.245	Yes	Yes	393.3005	389	0.216	Yes	Yes	59.19216	57	0.258	11.24004	12	0.292
791	Calibration	AOI	Jn 24	Berner's Street - St Matthews Street from Berner's	0	Jan-15	MCC	No	0306-1000	20306	10001	594	520	3.137	Yes	Yes	571.891	499	3.138	Yes	Yes	18.69226	17	0.425	3.065467	3	0.224
792	Calibration	AOI	Jn 24	ner's Street - St Matthews Street from St Matthews	0	Jan-15	MCC	No	0031-1000	10031	10001	600	494	4.552	Yes	No	534.3431	439	4.325	Yes	Yes	46.19843	36	1.659	19.41462	19	0.100
793	Calibration	AOI	Jn 24	24 Berner's Street - St Matthews Street from Civic D	0	Jan-15	MCC	No	0002-1000	10002	10001	644	653	0.336	Yes	Yes	534.5195	532	0.092	Yes	Yes	86.1921	97	1.111	23.60947	24	0.011
794	Calibration	AOI	Jn 24	ner's Street - St Matthews Street from St Matthews	0	Jan-15	MCC	No	0022-1000	20022	10001	732	796	2.299	Yes	Yes	637.1067	709	2.757	Yes	Yes	78.92288	71	0.945	16.34916	17	0.048
796	Calibration	AOI	Jn 25	Fonnereau Road - Crown Street from St Margarets	0	Jan-15	MCC	No	0313-1002	70313	10027	702	724	0.825	Yes	Yes	640.8221	658	0.656	Yes	Yes	51.11401	53	0.294	9.57471	13	0.951
797	Calibration	AOI	Jn 25	5 Fonnereau Road - Crown Street from Northgate S	0	Jan-15	MCC	No	0067-1002	10067	10027	37	38	0.168	Yes	Yes	29.6668	30	0.103	Yes	Yes	6.252105	6	0.041	0.957471	2	0.507
798	Calibration	AOI	Jn 25	25 Fonnereau Road - Crown Street from Crown Stre	0	Jan-15	MCC	No	0307-1002	70307	10028	364	356	0.415	Yes	Yes	333.3887	325	0.463	Yes	Yes	23.82839	24	0.127	6.645305	7	0.033
799	Calibration	AOI	Jn 26	6 Grimwade Street - Fore Street from Grimwade St	0	Jan-15	MCC	No	0111-1001	10111	10017	1384	1491	2.809	Yes	Yes	1244.048	1339	2.650	Yes	Yes	113.1668	125	1.124	26.85715	26	0.200
808	Calibration	AOI	Jn 26	28 Waterworks Street - Star Lane from Star Lane	0	Jan-15	MCC	No	0068-1005	10068	10054	1040	1136	2.911	Yes	Yes	917.4304	1001	2.691	Yes	Yes	110.1086	121	1.037	12.06195	14	0.422
810	Calibration	AOI	Jn 29	Jn 29 Star Lane - Fore Street from Fore Street E	0	Jan-15	MCC	No	0106-1005	10106	10055	1	2	0.549	Yes	Yes	1.003318	1	0.259	Yes	Yes	0	0	0.787	0	0	0.295
811	Calibration	AOI	Jn 29	Jn 29 Star Lane - Fore Street from Star Lane S	0	Jan-15	MCC	No	0165-1005	70165	10055	1063	1157	2.820	Yes	Yes	940.7441	1023	2.616	Yes	Yes	110.399	121	0.984	12.11881	14	0.394
812	Calibration	AOI	Jn 29	Jn 29 Star Lane - Fore Street from Fore Street W	0	Jan-15	MCC	No	0053-1006	10053	10068	37	38	0.205	Yes	Yes	31.87597	33	0.206	Yes	Yes	3.86346	4	0.084	0.964956	1	0.095
816	Calibration	AOI	Jn 32	Lower Orwell Street - Key Street from Lower Orwell	0	Jan-15	MCC	No	0057-1001	10057	10013	58	43	2.180	Yes	Yes	48.77006	36	2.018	Yes	Yes	9.472115	7	0.858	0	0	0.396
817	Calibration	AOI	Jn 32	32 Lower Orwell Street - Key Street from Key Stree	0	Jan-15	MCC	No	0119-1001	70119	10013	1395	1471	2.005	Yes	Yes	1247.487	1297	1.388	Yes	Yes	124.4907	150	2.177	22.682	24	0.187
819	Calibration	AOI	Jn 33	Foundation Street - Star Lane from Foundation Stre	0	Jan-15	MCC	No	0043-1004	10043	10042	33	47	2.083	Yes	Yes	30.60989	40	1.539	Yes	Yes	2.855146	7	1.821	0	0	0.280
832	Calibration	AOI	Jn 36	Jn 36 Bond Street - Eagle Street from Rope Walk	0	Jan-15	MCC	No	0102-1005	10102	10050	32	33	0.161	Yes	Yes	29.09621	29	0.035	Yes	Yes	3.115377	4	0.409	0	0	0.824
833	Calibration	AOI	Jn 36	36 Bond Street - Eagle Street from Waterworks Stre	0	Jan-15	MCC	No	0264-1005	70264	10050	275	307	1.897	Yes	Yes	236.783	267	1.923	Yes	Yes	31.15377	39	1.277	7.152756	1	2.751
834	Calibration	AOI	Jn 36	Jn 36 Bond Street - Eagle Street from Eagle Street	0	Jan-15	MCC	No	0051-1005	10051	10050	6	1	2.556	Yes	Yes	5.016588	1	2.172	Yes	Yes	1.038459	0	1.441	0	0	0.000
839	Calibration	AOI	Jn 38	Jn 38 Foxhall Road - Grove Lane from Foxhall Road	0	Jan-15	MCC	No	0282-2007	20282	20074	502	502	0.018	Yes	Yes	472.5626	468	0.201	Yes	Yes	28.03839	31	0.531	1.021822	3	1.339
840	Calibration	AOI	Jn 38	Jn 38 Foxhall Road - Grove Lane from Back Hamlet	0	Jan-15	MCC	No	0762-2007	30762	20074	191	211	1.362	Yes	Yes	170.564	189	1.395	Yes	Yes	19.73072	20	0.167	1.021822	1	0.157
841	Calibration	AOI	Jn 38	Jn 38 Foxhall Road - Grove Lane from Grove Lane	0	Jan-15	MCC	No	0073-2007	20073	20074	219	213	0.402	Yes	Yes	198.6569	193	0.369	Yes	Yes	17.6538	16	0.348	3.065467	4	0.374
842	Calibration	AOI	Jn 39	39 Britannia Road - Foxhall Road from Britannia Ro	0	Jan-15	MCC	No	0349-2007	20349	20078	116	123	0.580	Yes	Yes	109.9398	115	0.451	Yes	Yes	4.615801	5	0.162	1.849401	3	0.771
843	Calibration	AOI	Jn 39	39 Britannia Road - Foxhall Road from Foxhall Road	0	Jan-15	MCC	No	0445-2007	30445	20078	469	469	0.022	Yes	Yes	445.421	445	0.025	Yes	Yes	17.20231	19	0.459	6.394539	5	0.389
844	Calibration	AOI	Jn 39	n 39 Britannia Road - Foxhall Road from Dover Roa	0	Jan-15	MCC	No	0659-2007	30659	20078	47	47	0.022	Yes	Yes	45.33094	45	0.051	Yes	Yes	1.5386	2	0.340	0	0	0.295
845	Calibration	AOI	Jn 39	39 Britannia Road - Foxhall Road from Foxhall Road	0	Jan-15	MCC	No	0441-2007	30441	20078	494	510	0.712	Yes	Yes	469.7481	485	0.679	Yes	Yes	19.04355	20	0.160	5.548203	6	0.170
846	Calibration	AOI	Jn 40	0 Clapgate Lane - Landseer Road from Clapgate La	0	Jan-15	MCC	No	0088-3023	70088	30235	171	106	5.508	No	Yes	161.0017	101	5.254	No	Yes	9.738297	5	1.733	0	0	0.295
848	Calibration	AOI	Jn 40	0 Clapgate Lane - Landseer Road from Clapgate La	0	Jan-15	MCC	No	0347-3023	70347	30235	224	268	2.850	Yes	Yes	211.7015	258	3.040	Yes	Yes	10.56132	8	0.834	1.289212	2	0.502
850	Calibration	AOI	Jn 41	1 Holywells Road - Landseer Road from Holywells R	0	Jan-15	MCC	No	0115-3022	70115	30227	330	298	1.812	Yes	Yes	234.1686	234	0.023	Yes	Yes	51.47079	52	0.057	44.38615	12	6.043
852	Calibration	AOI	Jn 41	1 Holywells Road - Landseer Road from Landseer R	0	Jan-15	MCC	No	0228-3022	30228	30227	424	402	1.089	Yes	Yes	350.0839	353	0.156	Yes	Yes	44.00509	45	0.182	30.08064	4	6.384
854	Calibration	AOI	Jn 42	42 Levington Road - Nacton Road from Levington Ro	0	Jan-15	MCC	No	0083-3024	70083	30244	26	24	0.375	Yes	Yes	23.07631	23	0.049	Yes	Yes	3.115377	1	1.142	0	0	0.373
855	Calibration	AOI	Jn 42	42 Levington Road - Nacton Road from Nacton Roa	0	Jan-15	MCC	No	0242-3024	30242	30244	231	267	2.292	Yes	Yes	197.6536	220	1.527	Yes	Yes	32.19223	46	2.201	1.021822	1	0.314
856	Calibration	AOI	Jn 42	42 Levington Road - Nacton Road from Clapgate La	0	Jan-15	MCC	No	0243-3024	30243	30244	250	246	0.272	Yes	Yes	218.7232	215	0.241	Yes	Yes	30.11531	30	0.107	1.021822	1	0.152
857	Calibration	AOI	Jn 42	42 Levington Road - Nacton Road from Nacton Road	0	Jan-15	MCC	No	0437-3024	30437	30244	248	269	1.327	Yes	Yes	217.7199	237	1.302	Yes	Yes	25.96148	28	0.315	4.087289	4	0.032
860	Calibration	AOI	Jn 43	Jn 43 A14 - Nacton Road from Nacton Road SE	0	Jan-15	MCC	No	0080-3007	30080	30079	469	492	1.083	Yes	Yes	423.9932	447	1.123	Yes	Yes	24.73844	25	0.012	19.81925	20	0.081
863	Calibration	AOI	Jn 44	Jn 44 A14 - Nacton Road from Nacton Road N	0	Jan-15	MCC	No	0079-3008	30079	30080	833	859	0.870	Yes	Yes	732.0453	692	1.483	Yes	Yes	80.93082	141	5.716	20.48327	25	0.971
868	Calibration	AOI	Jn 45	45 Brunswick Road - Albion Hill from Woodbridge Ro	0	Jan-15	MCC	No	0057-2005	20057	20056	575	549	1.082	Yes	Yes	536.7749	516	0.891	Yes	Yes	34.26915	30	0.722	4.087289	3	0.593
870	Calibration	AOI	Jn 45	Jn 45 Brunswick Road - Albion Hill from Albion Hill	0	Jan-15	MCC	No	0055-2005	20055	20056	451	458	0.319	Yes	Yes	393.3005	395	0.110	Yes	Yes	51.92295	56	0.590	6.130933	6	0.114
871	Calibration	AOI	Jn 46	Rushmere Road - Woodbridge Road from Rushmere	0	Jan-15	MCC	No	0059-2005	20059	20058	216	189	1.902	Yes	Yes	195.6469	172	1.765	Yes	Yes	19.73072	17	0.674	1.021822	1	0.301
872	Calibration	AOI	Jn 46	shmere Road - Woodbridge Road from Woodbridge	0	Jan-15	MCC	No	0084-2005	20084	20058	413	398	0.734	Yes	Yes	386.2773	375	0.583	Yes	Yes	23.88456	21	0.585	3.065467	2	0.389
873	Calibration	AOI	Jn 46	shmere Road - Woodbridge Road from Cauldwell H	0	Jan-15	MCC	No	0065-2005	20065	20058	242	236	0.417	Yes	Yes	197.6536	192	0.414	Yes	Yes	44.65374	43	0.215	0	1	1.227
874	Calibration	AOI	Jn 46	shmere Road - Woodbridge Road from Woodbridge	0	Jan-15	MCC	No	0057-2005	20057	20058	553	570	0.719	Yes	Yes	485.6057	498	0.549	Yes	Yes	60.23062	65	0.636	7.152756	7	0.071
875	Calibration	AOI	Jn 47	Jn 47 A137 - A14 from A137 N	0	Jan-15	MCC	No	0061-3006	30061	30062	651	650	0.011	Yes	Yes	569.9761	569	0.041	Yes	Yes	55.96069	57	0.087	24.67888	25	0.007
881	Calibration	AOI	Jn 48	Jn 48 A137 - A14 from A137 S	0	Jan-15	MCC	No	0062-3006	30062	30061	907	851	1.897	Yes	Yes	838.1122	784	1.899	Yes	Yes	59.374	57	0.268	9.416047	9	0.029
884	Calibration	AOI	Jn 49	Jn 49 Wherstead Road - A137 from The Strand	0	Jan-15	MCC	No	0691-3022	30691	30220	709	734	0.925	Yes	Yes	659.7897	647	0.515	Yes	Yes	42.57679	62	2.660	6.319309	25	4.741
887	Calibration	AOI	Jn 50	0 Wherstead Road - Bostock Road from Industrial E	0	Jan-15	MCC	No	0783-3021	30783	30219	17	22	1.140	Yes	Yes	5.016588	17	3.559	Yes	Yes	3.115377	3	0.066	9.1964	3	2.691
891	Calibration	AOI	Jn 1	n 1 Ransomes Way - Nacton Road to Bluestern Roa	0	Jan-15	MCC	No	0237-3077	30237	30777	216	221	0.290	Yes	Yes	165.7828	167	0.112	Yes	Yes	43.17858	43	0.040	7.341922	10	0.878
893	Calibration	AOI	Jn 1	1 Ransomes Way - Nacton Road to Ravenwood Ave	0	Jan-15	MCC	No	0237-3066	30237	30664	363	370	0.370	Yes	Yes	325.1438	329	0.189	Yes	Yes	32.2248	32	0.020	5.57583	9	1.311
894	Calibration	AOI	Jn 1	Jn 1 Ransomes Way - Nacton Road to Nacton Road	0	Jan-15	MCC	No	0237-3043	30237	30434	653	659	0.248	Yes	Yes	560.8085	568	0.290	Yes	Yes	68.43393	68	0.077	23.52051	24	0.021
895	Calibration	AOI	Jn 2	ansomes Way N - Ransomes Way S to Ransomes	0	Jan-15	MCC	No	0238-7037	30238	70370	608	620	0.493	Yes	Yes	526.5577	530	0.171	Yes	Yes	68.50367	70	0.161	12.48463	19	1.741
897	Calibration	AOI	Jn 2	Ransomes Way N - Ransomes Way S to Central Av	0	Jan-15	MCC	No	0238-3066	30238	30665	724	729	0.198	Yes	Yes	681.7841	687	0.183	Yes	Yes	25.87526	26	0.058	15.94962	16	0.059
900	Calibration	AOI	Jn 3	n 3 Felixstowe Road - Ransomes Way to Murrils Roa	0	Jan-15	MCC	No	0256-3049	30256	30492	294	295	0.108	Yes	Yes	265.9424	267	0.087	Yes	Yes	26.60046	27	0.098	1.021822	1	0.066
901	Calibration	AOI	Jn 3	Felixstowe Road - Ransomes Way to Felixstowe Ro	0	Jan-15	MCC	No	0256-7037	30256	70371	479	540	2.709	Yes	Yes	416.7302	460	2.082	Yes	Yes	49.9829	59	1.207	12.33612	21	2.117
904	Calibration	AOI	Jn 4	Jn 4 Rands Way - Nacton Road to Rands Way	0	Jan-15	MCC	No	0241-3024	30241	30249	210	216	0.391	Yes	Yes	185.1815	190	0.340	Yes	Yes	23.20941	23	0.060	2.043644	3	0.811
906	Calibration	AOI	Jn 4	Jn 4 Rands Way - Nacton Road to Landseer Road	0	Jan-15	MCC	No	0241-3043	30241	30432	497	489	0.367	Yes	Yes	447.248	445	0.118	Yes	Yes	32.83669	28	0.792	16.58662	15	0.317
907	Calibration	AOI	Jn 4	Jn 4 Rands Way - Nacton Road to Nacton Road W	0	Jan-15	MCC	No	0241-3043	30241	30436	312	345	1.831	Yes	Yes	283.275	302	1.077	Yes	Yes	27.32563	42	2.433	1.152948	2	0.405
912	Validation	AOI	Jn 6	Jn 6 Heath Road - Bixley Road to Heath Road	0	Jan-15	MCC	No	0275-7031	30275	70311	882	876	0.210	Yes	Yes	770.1918	785	0.538	Yes	Yes	99.90084	66	3.679	12.03678	24	2.883
913	Validation	AOI	Jn 6	Jn 6 Heath Road - Bixley Road to Foxhall Road E	0	Jan-15	MCC	No	0275-3044	30275	30443	435	367	3.352	Yes	Yes	394.9449	306	4.760	Yes	Yes	31.60129	46	2.358	8.024519	15	2.125
914	Validation	AOI	Jn 6	Jn 6 Heath Road - Bixley Road to Bixley Road	0	Jan-15	MCC	No	0275-7031	30275	70310	776	1095	10.441	No	No	692.3847	1004	10.707	No	No	72.37714	75	0.282	11.03371	16	1.380
915	Validation	AOI	Jn 6	Jn 6 Heath Road - Bixley Road to Foxhall Road W	0	Jan-15	MCC	No	0275-3065	30275	30652	412	366	2.310	Yes	Yes	380.1714	347	1.759	Yes	Yes	27.5237	16	2.403	4.01226	3	0.406
916	Calibration	AOI	Jn 7	Woodbridge Road - Heath Road to Woodbridge Ro	0	Jan-15	MCC	No	0296-2025	30296	20254	762	787	0.889	Yes	Yes	638.11	657	0.740	Yes	Yes	104.8844	109	0.407	19.41462	21	0.382
917	Calibration	AOI	Jn 7	Jn 7 Woodbridge Road - Heath Road to Heath Road	0	Jan-15	MCC	No	0296-3081	30296	30815	1004	1010	0.184	Yes	Yes	927.0655	930	0.098	Yes	Yes	65.42292	65	0.029	11.24004	14	0.861
921	Calibration	AOI	Jn 8	oodbridge Road - Colchester Road to Woodbridge R	0	Jan-15	MCC	No	0294-2027	30294	20278	588	587	0.047	Yes	Yes	543.7982	518	1.121	Yes	Yes	35.30761	56	3.052	9.1964	13	1.215
922	Calibration	AOI	Jn 8	Woodbridge Road - Colchester Road to Colchester	0	Jan-15	MCC	No	0295-2025	30295	20253	725	740	0.537	Yes	Yes	631.0868	669	1.480	Yes	Yes	74.76905	49	3.245	19.41462	22	0.518
924	Calibration	AOI	Jn 9	Cauldwell Hall Road - St John's Road to Freehold R	0	Jan-15	MCC	No	0280-2034	20280	20340	114	114	0.078	Yes	Yes	107.355	108	0.099	Yes	Yes	6.230754	6	0.106	0	0	0.373
926	Calibration	AOI	Jn 9	auldwell Hall Road - St John's Road to Marlborough	0	Jan-15	MCC	No	0280-2028	20280	20281	125	125	0.063	Yes	Yes	115.3815	116	0.100	Yes	Yes	9.346131	9	0.154	0	0	0.437
928	Calibration	AOI	Jn 10	Cauldwell Hall Road - Foxhall Road to Cauldwell Hall	0	Jan-15	MCC	No	0077-2028	20077	20280	237	235	0.155	Yes	Yes	184.1763	183	0.057	Yes	Yes	51.98921	51	0.205	1.003065	1	0.133
929	Calibration	AOI	Jn 10	0 Cauldwell Hall Road - Foxhall Road to Foxhall Roa	0	Jan-15	MCC	No	0077-3044	20077	30441	313	326	0.707	Yes	Yes	274.7871	289	0.862	Yes	Yes	33.64008	31	0.481	5.015325	6	0.386
930	Calibration	AOI	Jn 10	10 Cauldwell Hall Road - Foxhall Road to Derby Ro	0	Jan-15	MCC	No	0077-7019	20077	70197	328	293	1.940	Yes	Yes	281.6814	265	1.013	Yes	Yes	43.83404	26	2.959	2.00613	2	0.056
932	Calibration	AOI	Jn 11	n 11 Felixstowe Road - Bishops Hill to Rosehill Road	0	Jan-15	MCC	No	0245-7014	30245	70144	15	15	0.092	Yes	Yes	14.04645	14	0.091	Yes	Yes	1.038459	1	0.028	0	0	0.295
933	Calibration	AOI	Jn 11	11 Felixstowe Road - Bishops Hill to Felixstowe Roa	0	Jan-15	MCC	No	0245-3043	30245	30438	276	274	0.124	Yes	Yes	246.8161	246	0.030	Yes	Yes	23.88456	22	0.479	5.109111	6	0.305
935	Calibration	AOI	Jn 11	Jn 11 Felixstowe Road - Bishops Hill to Bishops Hill	0	Jan-15	MCC	No	0245-6000	30245	60001	370	443	3.619	Yes	Yes	320.0583	374	2.920	Yes	Yes	44.65374	62	2.392	5.109111	6	0.440
936	Calibration	AOI	Jn 12	Jn 12 Duke Street - Cliff Road to Duke Street	0	Jan-15	MCC	No	0226-7009	30226	70093	420	434	0.670	Yes	Yes	366.8615	378	0.576	Yes	Yes	43.67117	47	0.433	9.479583	9	0.054
937	Calibration	AOI	Jn 12	Jn 12 Duke Street - Cliff Road to Myrtle Road	0	Jan-15	MCC	No	0226-7013	30226	70135	140	126	1.189	Yes	Yes	111.2573	107	0.418	Yes	Yes	25.51458	19	1.431	2.7801	0	2.134
939	Calibration	AOI	Jn 12	Jn 12 Duke Street - Cliff Road to Cliff Road	0	Jan-15	MCC	No	0226-7009	30226	70094	38	39	0.104	Yes	Yes	31.73567	34	0.386	Yes	Yes	3.511254	4	0.272	2.786291	1	1.593
940	Calibration	AOI	Jn 13	Jn 13 Back Hamlet - Fore Hamlet to Back Hamlet	0	Jan-15	MCC	No	0072-3083	20072	30834	185	214	2.012	Yes	Yes	181.7872	199	1.274	Yes	Yes	2.535874	13	3.863	0.970069	1	0.096
941	Calibration	AOI	Jn 13	Jn 13 Back Hamlet - Fore Hamlet to Fore Hamlet E	0	Jan-15	MCC	No	0072-3076	20072	30760	275	324	2.817	Yes	Yes	261.3191	283	1.291	Yes	Yes	8.621973	31	5.049	4.850347	10	1.821
942	Calibration	AOI	Jn 13	Jn 13 Back Hamlet - Fore Hamlet to Duke Street	0	Jan-15	MCC	No	0072-7000	20072	70001	290	294	0.221	Yes	Yes	263.067	262	0.074	Yes	Yes	14.45448	27	2.711	12.6109	5	2.450
948	Calibration	AOI	Jn 15	Jn 15 Hawes Street - Vernon Street to Felaw Street	0	Jan-15	MCC	No	0215-7006	30215	70063	129	127	0.166	Yes	Yes	123.4081	120	0.306	Yes	Yes	5.192295	5	0.072	0	2	1.825
949	Calibration	AOI	Jn 15	Jn 15 Hawes Street - Vernon Street to Mather Way	0	Jan-15	MCC	No	0215-7006	30215	70068	112	111	0.118	Yes	Yes	111.1561	108	0.277	Yes	Yes	0.737281	1	0.292	0	1	1.658

ID	Calibration / Validation	Area	Ref	Site Location	Dir	Date	Data Type	Duplicate?	Ref	A-Node	B-Node	AM Peak																
												ALL VEHICLES					CAR					LGV			HGV		
												Observed	Modelled	GEH	GEH Pass?	Flow Pass?	Observed	Modelled	GEH	GEH Pass?	Flow Pass?	Observed	Modelled	GEH	Observed	Modelled	GEH
951	Calibration	AOI	Jn 15	Jn 15 Hawes Street - Vernon Street to Vernon Stree	0	Jan-15	MCC	No	0215-7001	30215	70019	834	794	1.414	Yes	Yes	751.3373	724	1.007	Yes	Yes	52.37828	52	0.073	30.28378	18	2.538
952	Calibration	AOI	Jn 16	n 16 Hawes Street - Station Street to Hawes Street	0	Jan-15	MCC	No	0216-3021	30216	30215	960	928	1.044	Yes	Yes	879.764	859	0.706	Yes	Yes	50.13511	50	0.012	30.28378	19	2.250
953	Calibration	AOI	Jn 16	Jn 16 Hawes Street - Station Street to Bath Street	0	Jan-15	MCC	No	0216-7005	30216	70052	172	151	1.662	Yes	Yes	142.8025	139	0.349	Yes	Yes	26.90591	10	3.950	2.198495	2	0.011
954	Calibration	AOI	Jn 16	n 16 Hawes Street - Station Street to Hawes Street	0	Jan-15	MCC	No	0216-7031	30216	70315	647	657	0.385	Yes	Yes	604.0569	603	0.030	Yes	Yes	36.2413	47	1.614	6.412451	7	0.075
955	Calibration	AOI	Jn 16	Jn 16 Hawes Street - Station Street to Station Stree	0	Jan-15	MCC	No	0216-7004	30216	70043	151	146	0.424	Yes	Yes	134.0747	130	0.329	Yes	Yes	16.23925	15	0.350	1.176672	1	0.015
961	Calibration	AOI	Jn 18	18 Belstead Road - Luther Road to Belstead Road	0	Jan-15	MCC	No	0193-3021	30193	30211	626	687	2.381	Yes	Yes	579.9176	634	2.206	Yes	Yes	42.57682	49	0.985	3.065467	3	0.035
962	Calibration	AOI	Jn 18	Jn 18 Belstead Road - Luther Road to Luther Road	0	Jan-15	MCC	No	0193-7002	30193	70022	331	332	0.068	Yes	Yes	301.9986	302	0.015	Yes	Yes	29.07685	30	0.255	0	0	0.457
964	Calibration	AOI	Jn 19	19 Belstead Road - Ancaster Road to Belstead Road	0	Jan-15	MCC	No	0703-3019	30703	30193	697	770	2.683	Yes	Yes	648.1432	708	2.310	Yes	Yes	45.6922	58	1.737	3.065467	3	0.015
966	Calibration	AOI	Jn 19	19 Belstead Road - Ancaster Road to Belstead Road	0	Jan-15	MCC	No	0703-3019	30703	30192	261	262	0.074	Yes	Yes	223.7398	225	0.065	Yes	Yes	35.30761	35	0.002	2.043644	2	0.142
968	Calibration	AOI	Jn 20	20 Birkfield Drive - Stone Lodge Lane to Birkfield Driv	0	Jan-15	MCC	No	0175-3017	30175	30173	287	264	1.398	Yes	Yes	262.8692	254	0.534	Yes	Yes	23.88456	9	3.619	0	0	0.485
969	Calibration	AOI	Jn 20	Birkfield Drive - Stone Lodge Lane to Stone Lodge L	0	Jan-15	MCC	No	0175-3019	30175	30190	220	285	4.099	Yes	Yes	208.6901	261	3.383	Yes	Yes	9.346131	23	3.350	2.043644	2	0.058
971	Calibration	AOI	Jn 20	Birkfield Drive - Stone Lodge Lane to Stone Lodge L	0	Jan-15	MCC	No	0297-7029	70297	70296	148	138	0.848	Yes	Yes	138.4578	129	0.853	Yes	Yes	9.346131	9	0.108	0	0	0.323
972	Calibration	AOI	Jn 21	Jn 21 Princes Street - Burrell Road to Princes Street	0	Jan-15	MCC	No	0168-2031	30168	20318	526	558	1.401	Yes	Yes	494.6356	534	1.740	Yes	Yes	30.11531	22	1.645	1.021822	3	1.147
973	Calibration	AOI	Jn 21	Jn 21 Princes Street - Burrell Road to Burrell Road	0	Jan-15	MCC	No	0168-3017	30168	30170	450	442	0.364	Yes	Yes	398.0279	392	0.301	Yes	Yes	51.00014	50	0.193	1.021822	1	0.367
975	Calibration	AOI	Jn 21	In 21 Princes Street - Burrell Road to Ranelagh Road	0	Jan-15	MCC	No	0168-3016	30168	30167	354	359	0.284	Yes	Yes	311.3216	318	0.358	Yes	Yes	39.60046	40	0.057	3.065467	2	0.869
976	Calibration	AOI	Jn 22	Jn 22 Princes Street - Civic Drive to Princes Street N	0	Jan-15	MCC	No	0004-1003	10004	10036	119	31	10.120	No	Yes	87.28863	16	9.849	No	Yes	23.88456	14	2.150	8.174578	1	3.604
977	Calibration	AOI	Jn 22	Jn 22 Princes Street - Civic Drive to Franciscan Way	0	Jan-15	MCC	No	0004-1000	10004	10005	434	438	0.179	Yes	Yes	372.2308	372	0.006	Yes	Yes	47.76911	51	0.402	14.30551	15	0.267
978	Calibration	AOI	Jn 22	Jn 22 Princes Street - Civic Drive to Princes Street S	0	Jan-15	MCC	No	0004-3075	10004	30755	353	358	0.271	Yes	Yes	332.0981	337	0.252	Yes	Yes	18.69226	19	0.096	2.043644	2	0.054
979	Calibration	AOI	Jn 22	Jn 22 Princes Street - Civic Drive to Civic Drive	0	Jan-15	MCC	No	0004-1000	10004	10003	495	505	0.431	Yes	Yes	406.3436	401	0.274	Yes	Yes	75.80751	87	1.190	13.28369	18	1.123
981	Calibration	AOI	Jn 23	23 Civic Drive - Handford Road to Car Park Entrance	0	Jan-15	MCC	No	0002-1008	10002	10080	84	87	0.237	Yes	Yes	81.26873	81	0.021	Yes	Yes	2.076918	5	1.385	1.021822	1	0.157
982	Calibration	AOI	Jn 23	Jn 23 Civic Drive - Handford Road to Civic Drive S	0	Jan-15	MCC	No	0002-1000	10002	10003	1001	992	0.269	Yes	Yes	888.9394	876	0.426	Yes	Yes	95.53823	99	0.311	16.34916	17	0.265
983	Calibration	AOI	Jn 23	Jn 23 Civic Drive - Handford Road to Handford Road	0	Jan-15	MCC	No	0002-2001	10002	20016	716	712	0.148	Yes	Yes	668.5877	665	0.150	Yes	Yes	32.33862	32	0.069	14.83864	15	0.076
984	Calibration	AOI	Jn 24	4 Berner's Street - St Matthews Street to Berner's S	0	Jan-15	MCC	No	0001-2030	10001	20306	191	134	4.396	Yes	Yes	162.5375	107	4.754	Yes	Yes	25.96148	25	0.200	2.043644	2	0.125
985	Calibration	AOI	Jn 24	rner's Street - St Matthews Street to St Matthews S	0	Jan-15	MCC	No	0001-1003	10001	10031	526	481	2.008	Yes	Yes	435.1961	416	0.948	Yes	Yes	70.06354	46	3.179	20.94198	20	0.289
987	Calibration	AOI	Jn 24	rner's Street - St Matthews Street to St Matthews S	0	Jan-15	MCC	No	0001-2002	10001	20022	380	380	0.001	Yes	Yes	316.0451	303	0.723	Yes	Yes	49.84603	62	1.671	14.30551	15	0.051
989	Calibration	AOI	Jn 25	5 Fonnereau Road - Crown Street to St Margarets S	0	Jan-15	MCC	No	0027-7031	10027	70313	511	520	0.393	Yes	Yes	462.8898	468	0.254	Yes	Yes	40.44373	40	0.008	7.667127	11	1.135
991	Calibration	AOI	Jn 25	25 Fonnereau Road - Crown Street to Crown Stree	0	Jan-15	MCC	No	0028-7030	10028	70307	608	606	0.059	Yes	Yes	548.22	543	0.224	Yes	Yes	49.05845	51	0.297	10.53218	12	0.493
995	Calibration	AOI	Jn 26	n 26 Grimwade Street - Fore Street to Fore Street W	0	Jan-15	MCC	No	0061-1010	10061	10108	1513	1607	2.404	Yes	Yes	1350.828	1416	1.746	Yes	Yes	136.9522	166	2.342	24.72564	26	0.239
1005	Calibration	AOI	Jn 29	Jn 29 Star Lane - Fore Street to Fore Street W	0	Jan-15	MCC	No	0068-1005	10068	10053	61	61	0.005	Yes	Yes	56.18579	56	0.026	Yes	Yes	4.153836	4	0.041	1.021822	1	0.152
1006	Calibration	AOI	Jn 31	Jn 31 Slade Street - Key Street to Slade Street	0	Jan-15	MCC	No	0014-1005	10014	10056	118	98	1.956	Yes	Yes	103.3417	86	1.821	Yes	Yes	12.46151	10	0.826	2.043644	2	0.104
1008	Calibration	AOI	Jn 31	Jn 31 Slade Street - Key Street to Key Street W	0	Jan-15	MCC	No	0014-7000	10014	70008	1395	1472	2.048	Yes	Yes	1247.487	1298	1.413	Yes	Yes	124.4907	150	2.200	22.682	24	0.282
1011	Calibration	AOI	Jn 32	n 32 Lower Orwell Street - Key Street to Key Street	0	Jan-15	MCC	No	0013-1001	10013	10012	1453	1513	1.568	Yes	Yes	1296.257	1333	1.004	Yes	Yes	133.9628	157	1.908	22.682	24	0.205
1012	Calibration	AOI	Jn 33	33 Foundation Street - Star Lane to Foundation Stree	0	Jan-15	MCC	No	0042-1004	10042	10043	322	311	0.599	Yes	Yes	307.0152	296	0.648	Yes	Yes	13.49997	9	1.368	1.021822	6	2.721
1013	Calibration	AOI	Jn 33	Jn 33 Foundation Street - Star Lane to Star Lane E	0	Jan-15	MCC	No	0042-1009	10042	10094	1063	1121	1.762	Yes	Yes	940.7441	990	1.576	Yes	Yes	110.399	120	0.925	12.11881	11	0.189
1014	Calibration	AOI	Jn 33	33 Foundation Street - Star Lane to Foundation Stree	0	Jan-15	MCC	No	0042-7011	10042	70118	14	13	0.226	Yes	Yes	10.32268	10	0.194	Yes	Yes	3.230009	3	0.130	0.42592	0	0.014
1024	Calibration	AOI	Jn 36	Jn 36 Bond Street - Eagle Street to Bond Street	0	Jan-15	MCC	No	0050-7012	10050	70125	297	333	1.998	Yes	Yes	255.846	289	2.010	Yes	Yes	34.26915	42	1.244	7.152756	2	2.562
1025	Calibration	AOI	Jn 36	Jn 36 Bond Street - Eagle Street to Rope Walk	0	Jan-15	MCC	No	0050-1010	10050	10102	10	9	0.320	Yes	Yes	9.029859	8	0.213	Yes	Yes	1.038459	1	0.435	0	0	0.280
1029	Validation	AOI	Jn 37	In 37 Grimwalde Street - Rope Walk to Rope Walk E	0	Jan-15	MCC	No	0019-7020	10019	70201	7	0	3.723	Yes	Yes	5.9094	0	3.438	Yes	Yes	1.019396	0	1.428	0	0	0.000
1031	Validation	AOI	Jn 37	In 37 Grimwalde Street - Rope Walk to Rope Walk W	0	Jan-15	MCC	No	0019-1010	10019	10102	32	18	2.916	Yes	Yes	29.09621	17	2.621	Yes	Yes	3.115377	1	1.555	0	0	0.582
1032	Calibration	AOI	Jn 38	Jn 38 Foxhall Road - Grove Lane to Foxhall Road	0	Jan-15	MCC	No	0074-2028	20074	20282	328	343	0.784	Yes	Yes	291.9654	308	0.916	Yes	Yes	32.19223	31	0.201	4.087289	4	0.185
1033	Calibration	AOI	Jn 38	Jn 38 Foxhall Road - Grove Lane to Back Hamlet	0	Jan-15	MCC	No	0074-3076	20074	30762	157	153	0.260	Yes	Yes	150.4976	147	0.247	Yes	Yes	6.230754	6	0.106	0	0	0.295
1034	Calibration	AOI	Jn 38	Jn 38 Foxhall Road - Grove Lane to Grove Lane	0	Jan-15	MCC	No	0074-2007	20074	20073	427	430	0.133	Yes	Yes	399.3204	396	0.180	Yes	Yes	26.99993	31	0.676	1.021822	4	1.761
1035	Calibration	AOI	Jn 39	n 39 Britannia Road - Foxhall Road to Britannia Roa	0	Jan-15	MCC	No	0078-2034	20078	20349	135	140	0.425	Yes	Yes	132.005	134	0.207	Yes	Yes	3.102737	3	0.032	0	3	2.255
1036	Calibration	AOI	Jn 39	n 39 Britannia Road - Foxhall Road to Foxhall Road	0	Jan-15	MCC	No	0078-3044	20078	30445	553	565	0.517	Yes	Yes	525.6904	540	0.626	Yes	Yes	20.00565	20	0.062	7.397604	5	0.766
1037	Calibration	AOI	Jn 39	Jn 39 Britannia Road - Foxhall Road to Dover Road	0	Jan-15	MCC	No	0078-3065	20078	30659	14	15	0.217	Yes	Yes	13.53523	14	0.128	Yes	Yes	0.688093	1	0.340	0	0	0.295
1038	Calibration	AOI	Jn 39	n 39 Britannia Road - Foxhall Road to Foxhall Road	0	Jan-15	MCC	No	0078-3044	20078	30441	424	430	0.271	Yes	Yes	399.2093	401	0.106	Yes	Yes	18.60378	22	0.756	6.394539	6	0.026
1039	Calibration	AOI	Jn 40	40 Clapgate Lane - Landseer Road to Clapgate Lane	0	Jan-15	MCC	No	0235-7008	30235	70088	167	106	5.230	No	Yes	155.898	99	5.021	No	Yes	11.51689	7	1.484	0	0	0.295
1041	Calibration	AOI	Jn 40	40 Clapgate Lane - Landseer Road to Clapgate Lane	0	Jan-15	MCC	No	0235-7034	30235	70347	159	82	7.025	No	Yes	147.7726	76	6.763	No	Yes	11.3261	6	1.956	0	0	0.528
1043	Calibration	AOI	Jn 41	41 Holywells Road - Landseer Road to Holywells Rd	0	Jan-15	MCC	No	0227-7011	30227	70115	527	501	1.165	Yes	Yes	444.2492	440	0.191	Yes	Yes	50.71465	52	0.163	32.03304	8	5.235
1045	Calibration	AOI	Jn 41	41 Holywells Road - Landseer Road to Landseer Rd	0	Jan-15	MCC	No	0227-3022	30227	30228	289	255	2.083	Yes	Yes	202.2949	202	0.019	Yes	Yes	43.76005	44	0.110	42.91653	8	6.890
1047	Calibration	AOI	Jn 42	42 Levington Road - Nacton Road to Levington Roa	0	Jan-15	MCC	No	0244-7008	30244	70083	48	46	0.333	Yes	Yes	43.14266	43	0.019	Yes	Yes	5.192295	3	1.072	0	0	0.093
1048	Calibration	AOI	Jn 42	42 Levington Road - Nacton Road to Nacton Road	0	Jan-15	MCC	No	0244-3024	30244	30242	282	295	0.752	Yes	Yes	250.8294	262	0.685	Yes	Yes	30.11531	31	0.185	1.021822	2	0.649
1049	Calibration	AOI	Jn 42	42 Levington Road - Nacton Road to Clapgate Lan	0	Jan-15	MCC	No	0244-3024	30244	30243	198	205	0.460	Yes	Yes	174.5773	181	0.484	Yes	Yes	20.76918	21	0.144	3.065467	2	0.344
1050	Calibration	AOI	Jn 42	42 Levington Road - Nacton Road to Nacton Road	0	Jan-15	MCC	No	0244-3043	30244	30437	226	260	2.194	Yes	Yes	188.6237	209	1.454	Yes	Yes	35.30761	49	2.091	2.043644	2	0.093
1061	Calibration	AOI	Jn 45	45 Brunswick Road - Albion Hill to Woodbridge Roa	0	Jan-15	MCC	No	0056-2005	20056	20057	533	472	2.696	Yes	Yes	470.556	409	2.934	Yes	Yes	56.07679	57	0.116	6.130933	6	0.090
1063	Calibration	AOI	Jn 45	Jn 45 Brunswick Road - Albion Hill to Albion Hill	0	Jan-15	MCC	No	0056-2005	20056	20055	519	501	0.798	Yes	Yes	475.5726	466	0.455	Yes	Yes	40.4999	34	1.056	3.065467	1	1.149
1064	Calibration	AOI	Jn 46	46 Rushmere Road - Woodbridge Road to Rushmere	0	Jan-15	MCC	No	0058-2005	20058	20059	159	184	1.871	Yes	Yes	139.4612	157	1.439	Yes	Yes	19.73072	26	1.307	0	1	1.209
1065	Calibration	AOI	Jn 46	46 Rushmere Road - Woodbridge Road to Woodbridge	0	Jan-15	MCC	No	0058-2008	20058	20084	388	404	0.800	Yes	Yes	337.1147	349	0.661	Yes	Yes	43.61528	48	0.626	7.152756	7	0.216
1066	Calibration	AOI	Jn 46	46 Rushmere Road - Woodbridge Road to Cauldwell Ha	0	Jan-15	MCC	No	0058-2006	20058	20065	223	179	3.072	Yes	Yes	194.6436	157	2.801	Yes	Yes	28.03839	21	1.365	0	0	0.894
1067	Calibration	AOI	Jn 46	46 Rushmere Road - Woodbridge Road to Woodbridge	0	Jan-15	MCC	No	0058-2005	20058	20057	655	627	1.116	Yes	Yes	593.964	572	0.892	Yes	Yes	57.11525	51	0.784	4.087289	3	0.487
1077	Calibration	AOI	Jn 49	Jn 49 Wherstead Road - A137 to The Strand	0	Jan-15	MCC	No	0220-3069	30220	30691	408	432	1.151	Yes	Yes	360.7512	384	1.181	Yes	Yes	43.15444	42	0.129	4.346615	6	0.727
1080	Calibration	AOI	Jn 50	50 Wherstead Road - Bostock Road to Industrial Est	0	Jan-15	MCC	No	0219-3078	30219	30783	12	8	1.409	Yes	Yes	4.013271	4	0.037	Yes	Yes	2.076918	2	0.075	6.130933	2	2.139
1093	Calibration	AOI	In G1	Gyr01-1 From Woodbridge Rd (A)	0	Jan-15	MCC	No	0321-1002	70321	10021	254	355	5.745	No	No	238.9373	331	5.458	No	Yes	14.72965	22	1.772	0.766367	1	0.484
1094	Calibration	AOI	In G1	Gyr01-1 To Woodbridge Rd (A)	0	Jan-15	MCC	No	0021-7032	10021	70321	413	423	0.506	Yes	Yes	351.6093	360	0.470	Yes	Yes	54.028	56	0.202	7.021454	7	0.000
1095	Calibration	AOI	In G1	Gyr01-2 From Argyle Street	0	Jan-15	MCC	No	0021-1002	10021	10020	660	661	0.041	Yes	Yes	603.4698	602	0.077	Yes	Yes	50.21473	51	0.179	6.130933	8	0.634
1096	Calibration	AOI	In G1	Gyr01-2 From St Helens Street E	0	Jan-15	MCC	No	0202-1002	70202	10020	670	726	2.116	Yes	Yes	610.894	660	1.940	Yes	Yes	38.18273	51	1.900	21.3714	16	1.314
1097	Calibration	AOI	In G1	Gyr01-2 To St Helens Street E	0	Jan-15	MCC	No	0020-7020	10020	70202	153	151	0.218	Yes	Yes	126.418	125	0.106	Yes	Yes	22.8461	22	0.243	4.087289	4	0.180
1099	Calibration	AOI	In G1	Gyr01-2 To St Helens Street W	0	Jan-15	MCC	No	0020-1010	10020	10100	500	529	1.270	Yes	Yes	454.5029	478	1.066	Yes	Yes	40.4999	42	0.260	5.109111	9	1.542
1100	Calibration	AOI	In G1	Gyr01-3 From Orchard Street	0	Jan-15	MCC	No	0101-1010	10101	10100	157	181	1.837	Yes	Yes	145.4811	165	1.567	Yes	Yes	9.346131	11	0.661	2.043644	4	1.247
1102	Calibration	AOI	In G1	Gyr 01-5 From St Helens Street E	0	Jan-15	MCC	No	0049-1004	10049	10048	954	1024	2.226	Yes	Yes	855.8299	915	1.999	Yes	Yes	84.11518	94	1.043	14.30551	15	0.175
1103	Calibration	AOI	In G1	Gyr 01-5 From Upper Orwell Street	0	Jan-15	MCC	No	0126-1004	10126	10048	68	53	1.939	Yes	Yes	52.17252	41	1.657	Yes	Yes	13.49997	9	1.454	2.043644	3	0.683
1104	Calibration	AOI	In G1	Gyr 01-5 To Upper Orwell Street	0	Jan-15	MCC	No	0048-1012	10048	10126	201	189	0.856	Yes	Yes	191.4356	181	0.754	Yes	Yes	10.01371	8	0.646	0	0	0.728
1105	Calibration	AOI	In G1	Gyr 01-5 To Old Foundry Road	0	Jan-15	MCC	No	0048-1006	10048	10063	79	78	0.120	Yes	Yes	61.20238	63	0.169	Yes	Yes	11.42305	11	0.057	6.130933	4	0.977
1106	Calibration	AOI	In G1	Gyr 01-5 To St Helens Street W	0	Jan-15	MCC	No	0048-1004	10048	10047	740	810	2.490	Yes	Yes	654.2219	713	2.236	Yes	Yes	76.51218	83	0.755	9.746612	14	1.200
1109	Calibration	AOI	In G1	Gyr01-9 From Woodbridge Road W	0	Jan-15	MCC	No	0022-1011	10022	10113	1080	1027	1.634	Yes	Yes	935.655	904	1.039	Yes	Yes	114.1724	104	0.989	30.09195	19	2.262
1126	Calibration	AOI	In G3	Gyr03-3 From Commercial Road E	0	Jan-15	MCC	No	0001-7036	20001	70362	743	775	1.175	Yes	Yes	629.3424	653	0.935	Yes	Yes	92.50709	100	0.803	20.76188	22	0.177
1129	Calibration	AOI	In G3	Gyr03-3 To Commercial Road W	0	Jan-15	MCC	No	0005-2000	20005	20006	1047	1010	1.166	Yes	Yes	932.3404	899	1.105	Yes	Yes	93.29088	88	0.595	21.7837	23	0.359
1130	Calibration	AOI	In G3	Gyr 03-4 To West End Road	0	Jan-15	MCC	No	0006-2000	20006	20009	328	361	1.768	Yes	Yes	281.6814	304	1.300	Yes	Yes	35.67887	42	1.027	11.03371	15	1.156
1131	Calibration	AOI	In G3	Gyr 03-4 From West End Road	0	Jan-15	MCC	No	0009-2000	20009	20008	336	347	0.582	Yes	Yes	277.919	287	0.534	Yes	Yes	46.73066	49	0.271	11.24004	11	0.028
1132	Calibration	AOI	In G3	Gyr 03-5 To Russell Road	0	Jan-15	MCC	No	0007-2001	20007	20011	230	227	0.196	Yes	Yes	212.2553	209	0.191	Yes	Yes	16.36981	16	0.062	1.675669	2	0.049
1133	Calibration	AOI	In G3	Gyr 03-5 From Russell Road	0	Jan-15	MCC	No	0011-2000	20011	20007	47	48	0.068	Yes	Yes	40.13271	40	0.026	Yes	Yes	7.269213	7	0.154	0	1	1.445
1134	Calibration	AOI	In G3	Gyr 03-6 From Princes St N	0	Jan-15	MCC	No	0003-2000	20003	20004	172	170	0.149	Yes	Yes	147.4877	146	0.105	Yes	Yes	23.88456	23	0.104	1.021822	1	0.175
1135	Calibration	AOI	In G3	Gyr 03-6 To Princes St N	0	Jan-15	MCC	No	0004-2000	20004	20003	388	323	3.449	Yes	Yes	345.6999	291	3.071	Yes	Yes	39.75646	29	1.772	3.009195	3	0.081
1136	Calibration	AOI	In G3	Gyr 03-6 To Chancery Road E	0	Jan-15	MCC	No	0004-2000	20004	20002	667	680	0.504	Yes	Yes	568.3098	578	0.404	Yes	Yes	81.22183	84	0.356	17.3596	18	0.041
1137	Calibration	AOI	In G3	Gyr 03-6 From Chancery Road W	0	Jan-15	MCC	No	0343-2000	20343	20004	901	833	2.300	Yes	Yes	774.5566	723	1.897	Yes	Yes	105.9493	90	1.567	20.10803	20	0.063
1150	Calibration	ury St. Edmund	1	JTC 1_A-In	0	Jan-16	MCC	No	2304-2107	2304	2107	616	612	0.164	Yes	Yes	440	437	0.154	Yes	Yes	145	144	0.051	31	31	0.039
1151	Calibration	ury St. Edmund	1	JTC 1_A-Out	0	Jan-16	MCC	No	2107-2304	2107	2304	975	962	0.432	Yes	Yes	821	807	0.508	Yes	Yes	132	132	0.039	22	24	0.317
1153	Calibration	ury St. Edmund	1	JTC 1_B-Out	0	Jan-16	MCC	No	2102-2103	2102	2103	320	306	0.792	Yes	Yes	236	232	0.286	Yes	Yes	53	53	0.021	31	22	1.853

ID	Calibration / Validation	Area	Ref	Site Location	Dir	Date	Data Type	Duplicate?	Ref	A-Node	B-Node
1154	Calibration	ury St. Edmund	1	JTC 1_C-In	0	Jan-16	MCC	No	2110-2100	2110	2100
1155	Calibration	ury St. Edmund	1	JTC 1_C-Out	0	Jan-16	MCC	No	2100-2110	2100	2110
1157	Calibration	ury St. Edmund	1	JTC 1_D-Out	0	Jan-16	MCC	No	2099-2097	2099	2097
1161	Calibration	ury St. Edmund	2	JTC 2_B-Out	0	Jan-16	MCC	No	2088-2091	2088	2091
1164	Calibration	ury St. Edmund	2	JTC 2_D-In	0	Jan-16	MCC	No	5819-5820	5819	5820
1165	Calibration	ury St. Edmund	2	JTC 2_D-Out	0	Jan-16	MCC	No	5820-5819	5820	5819
1167	Calibration	ury St. Edmund	2	JTC 2_E-Out	0	Jan-16	MCC	No	2083-2084	2083	2084
1171	Calibration	ury St. Edmund	3	JTC 3_B-Out	0	Jan-16	MCC	No	2197-2204	2197	2204
1173	Calibration	ury St. Edmund	3	JTC 3_C-Out	0	Jan-16	MCC	No	2200-2205	2200	2205
1177	Calibration	ury St. Edmund	3	JTC 3_E-Out	0	Jan-16	MCC	No	2195-2193	2195	2193
1178	Validation	ury St. Edmund	4	JTC 4_A-In	0	Jan-16	MCC	No	2094-2080	2094	2080
1179	Validation	ury St. Edmund	4	JTC 4_A-Out	0	Jan-16	MCC	No	2080-2094	2080	2094
1180	Validation	ury St. Edmund	4	JTC 4_B-In	0	Jan-16	MCC	No	2081-2080	2081	2080
1181	Validation	ury St. Edmund	4	JTC 4_B-Out	0	Jan-16	MCC	No	2080-2081	2080	2081
1182	Validation	ury St. Edmund	4	JTC 4_C-In	0	Jan-16	MCC	No	2249-2080	2249	2080
1183	Validation	ury St. Edmund	4	JTC 4_C-Out	0	Jan-16	MCC	No	2080-2249	2080	2249
1184	Validation	ury St. Edmund	4	JTC 4_D-In	0	Jan-16	MCC	No	2079-2080	2079	2080
1185	Validation	ury St. Edmund	4	JTC 4_D-Out	0	Jan-16	MCC	No	2080-2079	2080	2079
1186	Calibration	ury St. Edmund	5	JTC 5_A-In	0	Jan-16	MCC	No	2076-2077	2076	2077
1187	Calibration	ury St. Edmund	5	JTC 5_A-Out	0	Jan-16	MCC	No	2077-2076	2077	2076
1188	Calibration	ury St. Edmund	5	JTC 5_B-In	0	Jan-16	MCC	No	2128-2077	2128	2077
1189	Calibration	ury St. Edmund	5	JTC 5_B-Out	0	Jan-16	MCC	No	2077-2128	2077	2128
1190	Calibration	ury St. Edmund	5	JTC 5_C-In	0	Jan-16	MCC	No	2075-2077	2075	2077
1191	Calibration	ury St. Edmund	5	JTC 5_C-Out	0	Jan-16	MCC	No	2077-2075	2077	2075
1192	Calibration	ury St. Edmund	5	JTC 5_D-In	0	Jan-16	MCC	No	2095-2077	2095	2077
1193	Calibration	ury St. Edmund	5	JTC 5_D-Out	0	Jan-16	MCC	No	2077-2095	2077	2095
1194	Calibration	ury St. Edmund	6	JTC 6_A-In	0	Jan-16	MCC	No	2073-2071	2073	2071
1195	Calibration	ury St. Edmund	6	JTC 6_A-Out	0	Jan-16	MCC	No	2071-2073	2071	2073
1196	Calibration	ury St. Edmund	6	JTC 6_B-In	0	Jan-16	MCC	No	2072-2251	2072	2251
1197	Calibration	ury St. Edmund	6	JTC 6_B-Out	0	Jan-16	MCC	No	2251-2072	2251	2072
1198	Calibration	ury St. Edmund	6	JTC 6_C-In	0	Jan-16	MCC	No	2113-2251	2113	2251
1199	Calibration	ury St. Edmund	6	JTC 6_C-Out	0	Jan-16	MCC	No	2251-2113	2251	2113
1200	Calibration	ury St. Edmund	6	JTC 6_D-In	0	Jan-16	MCC	No	5822-2071	5822	2071
1201	Calibration	ury St. Edmund	6	JTC 6_D-Out	0	Jan-16	MCC	No	2071-5822	2071	5822
1206	Validation	Felixstowe	7	JTC 7_C-In	0	Jan-16	MCC	No	2918-80413	2918	80413
1207	Validation	Felixstowe	7	JTC 7_C-Out	0	Jan-16	MCC	No	80412-2917	80412	2917
1208	Calibration	Felixstowe	8	JTC 8_A-In	0	Jan-16	MCC	No	5821-2870	5821	2870
1209	Calibration	Felixstowe	8	JTC 8_A-Out	0	Jan-16	MCC	No	2870-5821	2870	5821
1212	Calibration	Felixstowe	8	JTC 8_C-In	0	Jan-16	MCC	No	2864-2870	2864	2870
1213	Calibration	Felixstowe	8	JTC 8_C-Out	0	Jan-16	MCC	No	2870-2864	2870	2864
1230	Calibration	AOI	10	JTC 10_B-In	0	Jan-16	MCC	No	30064-30062	30064	30062
1236	Calibration	AOI	11	JTC 11_A-In	0	Jan-16	MCC	No	30048-30799	30048	30799
1240	Calibration	AOI	11	JTC 11_C-In	0	Jan-16	MCC	No	30040-30797	50040	30797
1250	Calibration	AOI	12	JTC 12_D-In	0	Jan-16	MCC	No	30134-30026	30134	30026
1254	Calibration	AOI	13	JTC 13_B-In	0	Jan-16	MCC	No	50006-50015	50006	50015
1258	Calibration	AOI	13	JTC 13_D-In	0	Jan-16	MCC	No	30505-50018	30505	50018
1265	Calibration	AOI	14	JTC 14_C-In	0	Jan-16	MCC	No	30511-30010	30511	30010
1268	Calibration	AOI	14	JTC 14_E-In	0	Jan-16	MCC	No	30008-30010	30008	30010
1270	Calibration	Newmarket	15	JTC 15_A-In	0	Jan-16	MCC	No	2502-2503	2502	2503
1271	Calibration	Newmarket	15	JTC 15_A-Out	0	Jan-16	MCC	No	2503-2502	2503	2502
1273	Calibration	Newmarket	15	JTC 15_B-Out	0	Jan-16	MCC	No	2504-2507	2504	2507
1279	Calibration	Newmarket	15	JTC 15_E-Out	0	Jan-16	MCC	No	2505-2496	2505	2496
1280	Calibration	Newmarket	15	JTC 15_F-In	0	Jan-16	MCC	No	2495-2503	2495	2503
1282	Calibration	Newmarket	16	JTC 16_A-In	0	Jan-16	MCC	No	2448-2447	2448	2447
1283	Calibration	Newmarket	16	JTC 16_A-Out	0	Jan-16	MCC	No	2447-2448	2447	2448
1286	Calibration	Newmarket	16	JTC 16_C-In	0	Jan-16	MCC	No	3436-2447	3436	2447
1287	Calibration	Newmarket	16	JTC 16_C-Out	0	Jan-16	MCC	No	2447-3436	2447	3436
1288	Calibration	Newmarket	16	JTC 16_D-In	0	Jan-16	MCC	No	2972-2447	2972	2447
1289	Calibration	Newmarket	16	JTC 16_D-Out	0	Jan-16	MCC	No	2447-2972	2447	2972
1291	Calibration	Newmarket	16	JTC 16_E-Out	0	Jan-16	MCC	No	2972-2449	2972	2449
1294	Calibration	AOI	17	JTC 17_B-In	0	Jan-16	MCC	No	2402-2404	2402	2404
1295	Calibration	AOI	17	JTC 17_B-Out	0	Jan-16	MCC	No	2411-2403	2411	2403
1296	Calibration	AOI	17	JTC 17_C-In	0	Jan-16	MCC	No	2394-2405	2394	2405
1297	Calibration	AOI	17	JTC 17_C-Out	0	Jan-16	MCC	No	2405-2394	2405	2394
1298	Calibration	AOI	17	JTC 17_D-In	0	Jan-16	MCC	No	2415-2406	2415	2406
1299	Calibration	AOI	17	JTC 17_D-Out	0	Jan-16	MCC	No	2406-2415	2406	2415
1300	Calibration	AOI	17	JTC 17_E-In	0	Jan-16	MCC	No	2408-2409	2408	2409
1302	Calibration	Stowmarket	18	JTC 18_A-In	0	Jan-16	MCC	No	3895-2364	3895	2364
1303	Calibration	Stowmarket	18	JTC 18_A-Out	0	Jan-16	MCC	No	2364-3895	2364	3895
1304	Calibration	Stowmarket	18	JTC 18_B-In	0	Jan-16	MCC	No	2361-2364	2361	2364
1305	Calibration	Stowmarket	18	JTC 18_B-Out	0	Jan-16	MCC	No	2364-2361	2364	2361
1306	Calibration	Stowmarket	18	JTC 18_C-In	0	Jan-16	MCC	No	2369-2365	2369	2365
1307	Calibration	Stowmarket	18	JTC 18_C-Out	0	Jan-16	MCC	No	2364-2370	2364	2370
1309	Calibration	Stowmarket	18	JTC 18_D-Out	0	Jan-16	MCC	No	2365-2362	2365	2362
1310	Calibration	AOI	19	JTC 19_A-In	0	Jan-16	MCC	No	2337-2336	2337	2336
1311	Calibration	AOI	19	JTC 19_A-Out	0	Jan-16	MCC	No	2336-2337	2336	2337
1313	Calibration	AOI	19	JTC 19_B-Out	0	Jan-16	MCC	No	2336-5877	2336	5877
1314	Calibration	AOI	19	JTC 19_C-In	0	Jan-16	MCC	No	2400-2336	2400	2336
1315	Calibration	AOI	19	JTC 19_C-Out	0	Jan-16	MCC	No	2336-2400	2336	2400
1316	Calibration	AOI	19	JTC 19_D-In	0	Jan-16	MCC	No	2335-2336	2335	2336
1317	Calibration	AOI	19	JTC 19_D-Out	0	Jan-16	MCC	No	2336-2335	2336	2335
1318	Calibration	Sudbury	20	JTC 20_A-In	0	Jan-16	MCC	No	2678-2676	2678	2676
1321	Calibration	Sudbury	20	JTC 20_C-In	0	Jan-16	MCC	No	2693-2676	2693	2676
1322	Calibration	Sudbury	20	JTC 20_C-Out	0	Jan-16	MCC	No	2676-2693	2676	2693
1323	Calibration	Sudbury	20	JTC 20_D-Out	0	Jan-16	MCC	No	2676-2677	2676	2677
1334	Validation	ury St. Edmund	22	JTC 22_A-In	0	Jan-16	MCC	No	2166-2165	2166	2165
1335	Validation	ury St. Edmund	22	JTC 22_A-Out	0	Jan-16	MCC	No	2165-2166	2165	2166
1336	Validation	ury St. Edmund	22	JTC 22_B-In	0	Jan-16	MCC	No	2171-2165	2171	2165

AM Peak															
ALL VEHICLES					CAR					LGV			HGV		
Observed	Modelled	GEH	GEH Pass?	Flow Pass?	Observed	Modelled	GEH	GEH Pass?	Flow Pass?	Observed	Modelled	GEH	Observed	Modelled	GEH
1081	1074	0.221	Yes	Yes	895	886	0.302	Yes	Yes	145	147	0.175	41	41	0.054
1392	1391	0.016	Yes	Yes	1181	1161	0.583	Yes	Yes	177	175	0.133	34	55	3.166
565	513	2.221	Yes	Yes	418	414	0.190	Yes	Yes	108	58	5.536	39	42	0.423
563	559	0.148	Yes	Yes	420	426	0.299	Yes	Yes	85	76	1.028	58	58	0.060
266	262	0.251	Yes	Yes	214	214	0.008	Yes	Yes	45	41	0.638	7	7	0.007
224	224	0.005	Yes	Yes	180	180	0.010	Yes	Yes	39	39	0.003	5	5	0.102
547	479	3.015	Yes	Yes	393	392	0.048	Yes	Yes	87	40	5.916	67	47	2.678
372	373	0.027	Yes	Yes	303	303	0.026	Yes	Yes	53	53	0.010	16	16	0.034
800	676	4.568	Yes	No	721	626	3.676	Yes	Yes	59	38	2.985	20	12	1.967
557	587	1.272	Yes	Yes	438	450	0.569	Yes	Yes	96	96	0.004	23	41	3.257
423	230	10.706	No	No	359	184	10.626	No	No	43	39	0.628	21	7	3.845
450	458	0.377	Yes	Yes	384	374	0.495	Yes	Yes	52	63	1.452	14	21	1.600
933	1014	2.610	Yes	Yes	805	843	1.326	Yes	Yes	101	137	3.292	27	34	1.352
644	620	0.966	Yes	Yes	532	509	0.987	Yes	Yes	80	90	1.116	32	20	2.369
599	472	5.497	No	No	550	385	7.624	No	No	46	72	3.407	3	14	3.880
682	499	7.542	No	No	606	408	8.786	No	No	66	78	1.465	10	12	0.644
541	476	2.892	Yes	Yes	455	395	2.908	Yes	Yes	68	66	0.301	18	15	0.689
720	615	4.058	Yes	Yes	647	515	5.468	No	No	60	82	2.591	13	18	1.298
611	622	0.438	Yes	Yes	544	535	0.402	Yes	Yes	56	73	2.088	11	14	0.967
577	597	0.836	Yes	Yes	505	507	0.088	Yes	Yes	56	75	2.364	16	15	0.223
101	101	0.001	Yes	Yes	85	85	0.020	Yes	Yes	14	14	0.003	2	2	0.123
126	126	0.042	Yes	Yes	100	100	0.033	Yes	Yes	24	24	0.006	2	2	0.120
680	677	0.117	Yes	Yes	588	590	0.077	Yes	Yes	76	72	0.431	16	15	0.308
769	778	0.313	Yes	Yes	691	699	0.300	Yes	Yes	62	63	0.087	16	16	0.028
604	612	0.321	Yes	Yes	541	549	0.342	Yes	Yes	52	55	0.356	11	8	0.862
524	510	0.602	Yes	Yes	462	452	0.463	Yes	Yes	56	52	0.562	6	6	0.137
550	550	0.008	Yes	Yes	486	489	0.152	Yes	Yes	49	48	0.095	15	13	0.672
901	905	0.120	Yes	Yes	808	816	0.288	Yes	Yes	77	74	0.330	16	15	0.291
339	347	0.447	Yes	Yes	304	300	0.207	Yes	Yes	32	40	1.352	3	7	1.696
375	371	0.229	Yes	Yes	346	337	0.487	Yes	Yes	28	28	0.019	1	6	2.562
710	596	4.474	Yes	No	625	541	3.495	Yes	Yes	73	47	3.324	12	8	1.323
387	365	1.116	Yes	Yes	331	331	0.012	Yes	Yes	42	27	2.514	14	7	2.187
607	594	0.511	Yes	Yes	539	529	0.441	Yes	Yes	55	52	0.455	13	14	0.270
543	447	4.313	Yes	Yes	469	375	4.566	Yes	Yes	62	58	0.484	12	14	0.450
1617	1601	0.400	Yes	Yes	1227	1208	0.553	Yes	Yes	215	241	1.719	175	152	1.774
1399	1467	1.802	Yes	Yes	1033	1096	1.923	Yes	Yes	107	94	1.319	259	278	1.142
65	58	0.887	Yes	Yes	53	53	0.051	Yes	Yes	12	4	2.624	0	1	1.370
212	215	0.180	Yes	Yes	198	200	0.142	Yes	Yes	14	14	0.003	0	1	1.134
158	137	1.719	Yes	Yes	37	37	0.038	Yes	Yes	21	21	0.002	100	79	2.181
312	288	1.366	Yes	Yes	226	230	0.249	Yes	Yes	24	24	0.006	62	35	3.941
676	625	1.992	Yes	Yes	594	576	0.725	Yes	Yes	68	46	2.891	14	3	3.969
1170	1181	0.308	Yes	Yes	934	934	0.003	Yes	Yes	161	162	0.072	75	85	1.069
1985	2006	0.477	Yes	Yes	1446	1482	0.931	Yes	Yes	326	325	0.049	213	200	0.933
503	496	0.324	Yes	Yes	432	420	0.597	Yes	Yes	70	68	0.235	1	8	3.304
802	788	0.488	Yes	Yes	691	678	0.513	Yes	Yes	99	98	0.062	12	12	0.075
93	122	2.826	Yes	Yes	68	104	3.851	Yes	Yes	21	15	1.351	4	3	0.317
216	216	0.009	Yes	Yes	169	169	0.003	Yes	Yes	44	44	0.023	3	3	0.010
503	483	0.911	Yes	Yes	433	415	0.865	Yes	Yes	62	60	0.284	8	8	0.063
871	877	0.218	Yes	Yes	654	655	0.052	Yes	Yes	122	127	0.438	95	95	0.022
848	850	0.064	Yes	Yes	618	616	0.075	Yes	Yes	153	157	0.291	77	77	0.012
455	649	8.246	No	No	339	532	9.242	No	No	69	69	0.012	47	48	0.108
643	652	0.349	Yes	Yes	480	497	0.764	Yes	Yes	104	95	0.869	59	60	0.089
387	379	0.393	Yes	Yes	284	286	0.121	Yes	Yes	67	67	0.046	36	26	1.817
736	710	0.971	Yes	Yes	599	602	0.124	Yes	Yes	114	85	2.940	23	23	0.030
824	838	0.498	Yes	Yes	718	730	0.455	Yes	Yes	90	92	0.205	16	16	0.038
574	610	1.467	Yes	Yes	512	517	0.211	Yes	Yes	59	83	2.888	3	10	2.612
460	462	0.103	Yes	Yes	361	366	0.255	Yes	Yes	86	86	0.004	13	10	0.767
482	441	1.908	Yes	Yes	389	373	0.813	Yes	Yes	79	54	3.068	14	14	0.026
574	516	2.480	Yes	Yes	470	412	2.764	Yes	Yes	88	88	0.014	16	16	0.003
57	99	4.725	Yes	Yes	48	85	4.525	Yes	Yes	8	13	1.551	1	1	0.240
429	446	0.793	Yes	Yes	312	313	0.059	Yes	Yes	82	96	1.486	35	37	0.254
769	796	0.979	Yes	Yes	665	679	0.527	Yes	Yes	69	69	0.055	35	48	2.056
958	938	0.648	Yes	Yes	804	791	0.470	Yes	Yes	108	101	0.654	46	46	0.001
742	742	0.015	Yes	Yes	590	597	0.299	Yes	Yes	102	101	0.119	50	44	0.951
188	203	1.074	Yes	Yes	170	185	1.143	Yes	Yes	12	12	0.049	6	6	0.018
432	433	0.042	Yes	Yes	351	351	0.012	Yes	Yes	62	63	0.096	19	19	0.078
261	261	0.015	Yes	Yes	201	201	0.012	Yes	Yes	42	42	0.009	18	18	0.030
508	507	0.046	Yes	Yes	457	455	0.110	Yes	Yes	38	38	0.024	13	14	0.316
237	234	0.199	Yes	Yes	173	171	0.159	Yes	Yes	55	54	0.149	9	9	0.046
643	620	0.924	Yes	Yes	541	522	0.806	Yes	Yes	84	79	0.502	18	18	0.021
568	571	0.135	Yes	Yes	483	483	0.004	Yes	Yes	68	68	0.011	17	20	0.707
147	146	0.043	Yes	Yes	101	101	0.026	Yes	Yes	38	38	0.021	8	8	0.048
294	277	1.012	Yes	Yes	246	229	1.075	Yes	Yes	34	34	0.031	14	14	0.091
477	557	3.517	Yes	Yes	418	489	3.317	Yes	Yes	44	51	1.041	15	17	0.539
439	453	0.642	Yes	Yes	379	393	0.711	Yes	Yes	52	52	0.032	8	8	0.063
551	551	0.014	Yes	Yes	472	472	0.008	Yes	Yes	71	71	0.018	8	8	0.109
211	213	0.154	Yes	Yes	189	193	0.262	Yes	Yes	16	16	0.037	6	4	0.667
745	744	0.050	Yes	Yes	656	655	0.048	Yes	Yes	81	81	0.001	8	8	0.048
738	749	0.403	Yes	Yes	655	665	0.391	Yes	Yes	74	74	0.009	9	10	0.335
412	408	0.176	Yes	Yes	373	369	0.192	Yes	Yes	34	34	0.014	5	5	0.098
339	284	3.122	Yes	Yes	303	254	2.963	Yes	Yes	34	28	1.046	2	2	0.114
554	557	0.121	Yes	Yes	497	501	0.190	Yes	Yes	50	50	0.048	7	5	0.702
308	289	1.087	Yes	Yes	261	261	0.006	Yes	Yes	45	25	3.415	2	3	0.801
514	514	0.006	Yes	Yes	466	466	0.002	Yes	Yes	43	43	0.006	5	5	0.027
450	482	0.550	Yes	Yes	392	400	0.409	Yes	Yes	55	59	0.472	3	3	0.025
494	483	0.497	Yes	Yes	434	427	0.348	Yes	Yes	49	50	0.169	11	6	1.700
632	630	0.068	Yes	Yes	557	568	0.458	Yes	Yes	63	54	1.129	12	8	1.239
677	672	0.198	Yes	Yes	622	598	0.968	Yes	Yes	50	69	2.442	5	5	0.023

ID	Calibration / Validation	Area	Ref	Site Location	Dir	Date	Data Type	Duplicate?	Ref	A-Node	B-Node	AM Peak																	
												ALL VEHICLES					CAR					LGV			HGV		
												Observed	Modelled	GEH	GEH Pass?	Flow Pass?	Observed	Modelled	GEH	GEH Pass?	Flow Pass?	Observed	Modelled	GEH	Observed	Modelled	GEH
1337	Validation	ury St. Edmund	22	JTC 22_B-Out	0	Jan-16	MCC	No	2165-2171	2165	2171	347	224	7.268	No	No	312	190	7.701	No	No	28	32	0.661	7	3	2.025
1338	Validation	ury St. Edmund	22	JTC 22_C-In	0	Jan-16	MCC	No	3359-2165	3359	2165	569	473	4.214	Yes	Yes	496	420	3.565	Yes	Yes	59	45	1.912	14	8	1.840
1339	Validation	ury St. Edmund	22	JTC 22_C-Out	0	Jan-16	MCC	No	2165-3359	2165	3359	761	773	0.441	Yes	Yes	683	687	0.142	Yes	Yes	67	78	1.318	11	8	0.881
1340	Calibration	ury St. Edmund	23	JTC 23_A-In	0	Jan-16	MCC	No	5823-5822	5823	5822	349	351	0.111	Yes	Yes	317	316	0.075	Yes	Yes	28	29	0.213	4	6	1.002
1341	Calibration	ury St. Edmund	23	JTC 23_A-Out	0	Jan-16	MCC	No	5822-5823	5822	5823	355	353	0.094	Yes	Yes	327	326	0.065	Yes	Yes	26	25	0.154	2	2	0.120
1344	Calibration	ury St. Edmund	23	JTC 23_C-In	0	Jan-16	MCC	No	2142-2141	2142	2141	308	300	0.487	Yes	Yes	282	268	0.868	Yes	Yes	24	28	0.854	2	4	0.918
1345	Calibration	ury St. Edmund	23	JTC 23_C-Out	0	Jan-16	MCC	No	2141-2142	2141	2142	407	416	0.452	Yes	Yes	368	372	0.184	Yes	Yes	34	36	0.376	5	8	1.316
1346	Calibration	ury St. Edmund	23	JTC 23_D-In	0	Jan-16	MCC	No	3349-2141	3349	2141	533	534	0.023	Yes	Yes	477	479	0.097	Yes	Yes	46	44	0.242	10	10	0.010
1347	Calibration	ury St. Edmund	23	JTC 23_D-Out	0	Jan-16	MCC	No	2141-3349	2141	3349	276	267	0.529	Yes	Yes	220	211	0.586	Yes	Yes	47	47	0.003	9	9	0.044
1348	Calibration	Sudbury	24	JTC 24_A-In	0	Jan-16	MCC	No	2627-2626	2627	2626	144	143	0.073	Yes	Yes	111	110	0.088	Yes	Yes	27	27	0.008	6	6	0.037
1349	Calibration	Sudbury	24	JTC 24_A-Out	0	Jan-16	MCC	No	2626-2627	2626	2627	196	202	0.439	Yes	Yes	160	162	0.136	Yes	Yes	33	33	0.000	3	7	1.956
1350	Calibration	Sudbury	24	JTC 24_B-In	0	Jan-16	MCC	No	5935-2626	5935	2626	418	419	0.034	Yes	Yes	353	354	0.033	Yes	Yes	56	56	0.007	9	9	0.043
1351	Calibration	Sudbury	24	JTC 24_B-Out	0	Jan-16	MCC	No	2626-5935	2626	5935	328	328	0.008	Yes	Yes	286	286	0.008	Yes	Yes	32	32	0.000	10	10	0.001
1358	Validation	Haverhill	25	JTC 25_B-In	0	Jan-16	MCC	No	2611-2612	2611	2612	532	690	6.402	No	No	470	603	5.732	No	No	53	77	2.966	9	11	0.510
1359	Validation	Haverhill	25	JTC 25_B-Out	0	Jan-16	MCC	No	2612-2611	2612	2611	256	212	2.867	Yes	Yes	213	150	4.651	Yes	Yes	30	49	3.072	13	12	0.147
1362	Validation	Haverhill	26	JTC 26_A-In	0	Jan-16	MCC	No	2623-2540	2623	2540	534	602	2.843	Yes	Yes	449	479	1.413	Yes	Yes	66	73	0.851	19	49	5.172
1363	Validation	Haverhill	26	JTC 26_A-Out	0	Jan-16	MCC	No	2540-2623	2540	2623	232	354	7.116	No	No	164	242	5.478	No	Yes	50	74	3.011	18	38	3.785
1368	Calibration	AOI	27	JTC 27_A-In	0	Jan-16	MCC	No	3146-5756	3146	5756	1079	1084	0.161	Yes	Yes	851	862	0.384	Yes	Yes	152	134	1.464	76	88	1.279
1372	Calibration	AOI	27	JTC 27_C-In	0	Jan-16	MCC	No	5760-5755	5760	5755	366	385	0.995	Yes	Yes	310	331	1.182	Yes	Yes	54	54	0.016	2	0	2.000
1377	Calibration	AOI	28	JTC 28_A-Out	0	Jan-16	MCC	No	3111-3110	3111	3110	237	241	0.259	Yes	Yes	191	195	0.315	Yes	Yes	39	38	0.095	7	7	0.080
1378	Calibration	AOI	28	JTC 28_B-In	0	Jan-16	MCC	No	5690-3113	5690	3113	1575	1553	0.568	Yes	Yes	1047	1036	0.326	Yes	Yes	311	300	0.628	217	216	0.064
1379	Calibration	AOI	28	JTC 28_B-Out	0	Jan-16	MCC	No	3111-5688	3111	5688	2172	2252	1.699	Yes	Yes	1629	1676	1.156	Yes	Yes	324	345	1.142	219	231	0.803
1380	Calibration	AOI	28	JTC 28_C-In	0	Jan-16	MCC	No	3112-3113	3112	3113	171	181	0.717	Yes	Yes	139	140	0.099	Yes	Yes	26	34	1.532	6	6	0.032
1381	Calibration	AOI	28	JTC 28_C-Out	0	Jan-16	MCC	No	3113-3112	3113	3112	77	75	0.181	Yes	Yes	58	56	0.248	Yes	Yes	15	14	0.178	4	5	0.458
1382	Calibration	AOI	28	JTC 28_D-In	0	Jan-16	MCC	No	3114-1341	3114	1341	2209	2239	0.641	Yes	Yes	1637	1650	0.313	Yes	Yes	348	358	0.551	224	231	0.478
1383	Calibration	AOI	28	JTC 28_D-Out	0	Jan-16	MCC	No	1342-3115	1342	3115	1669	1656	0.323	Yes	Yes	1128	1118	0.313	Yes	Yes	322	320	0.122	219	219	0.032
1385	Calibration	AOI	29	JTC 29_A-Out	0	Jan-16	MCC	No	3116-3114	3116	3114	2117	2131	0.298	Yes	Yes	1535	1540	0.128	Yes	Yes	359	363	0.226	223	227	0.296
1389	Calibration	AOI	29	JTC 29_C-Out	0	Jan-16	MCC	No	3117-3119	3117	3119	2135	1609	12.149	No	No	1506	1085	11.706	No	Yes	370	307	3.439	259	218	2.660
1400	Calibration	A11	31	JTC 31_A-In	0	Jan-16	MCC	No	3277-3785	3277	3785	1922	1811	2.573	Yes	Yes	1433	1412	0.548	Yes	Yes	342	250	5.326	147	148	0.095
1401	Calibration	A11	31	JTC 31_A-Out	0	Jan-16	MCC	No	3785-3277	3785	3277	1253	1187	1.877	Yes	Yes	895	892	0.110	Yes	Yes	214	150	4.727	144	146	0.125
1402	Calibration	A11	31	JTC 31_B-In	0	Jan-16	MCC	No	3786-3785	3786	3785	137	130	0.583	Yes	Yes	108	107	0.074	Yes	Yes	22	16	1.367	7	7	0.002
1403	Calibration	A11	31	JTC 31_B-Out	0	Jan-16	MCC	No	3785-3786	3785	3786	222	209	0.916	Yes	Yes	168	160	0.633	Yes	Yes	41	41	0.014	13	8	1.626
1406	Calibration	A11	32	JTC 32_A-In	0	Jan-16	MCC	No	3794-5672	3794	5672	271	283	0.731	Yes	Yes	235	235	0.029	Yes	Yes	32	32	0.012	4	17	3.942
1407	Calibration	A11	32	JTC 32_A-Out	0	Jan-16	MCC	No	5672-3794	5672	3794	200	199	0.038	Yes	Yes	181	180	0.038	Yes	Yes	15	15	0.015	4	4	0.042
1408	Calibration	A11	32	JTC 32_B-In	0	Jan-16	MCC	No	5674-3790	5674	3790	164	145	1.507	Yes	Yes	110	111	0.056	Yes	Yes	31	31	0.063	23	3	5.423
1409	Calibration	A11	32	JTC 32_B-Out	0	Jan-16	MCC	No	5672-5673	5672	5673	192	180	0.861	Yes	Yes	154	153	0.042	Yes	Yes	24	24	0.018	14	3	3.921
1410	Calibration	A11	32	JTC 32_C-In	0	Jan-16	MCC	No	3789-3790	3789	3790	392	396	0.221	Yes	Yes	361	361	0.005	Yes	Yes	28	28	0.009	3	8	1.974
1411	Calibration	A11	32	JTC 32_C-Out	0	Jan-16	MCC	No	3790-3789	3790	3789	218	218	0.029	Yes	Yes	183	183	0.023	Yes	Yes	27	27	0.010	8	8	0.060
1412	Calibration	A11	32	JTC 32_D-In	0	Jan-16	MCC	No	5659-3790	5659	3790	114	112	0.159	Yes	Yes	95	94	0.138	Yes	Yes	9	9	0.013	10	10	0.100
1413	Calibration	A11	32	JTC 32_D-Out	0	Jan-16	MCC	No	3790-5659	3790	5659	100	89	1.089	Yes	Yes	71	70	0.105	Yes	Yes	14	14	0.003	15	5	3.055
1415	Calibration	A11	32	JTC 32_E-Out	0	Jan-16	MCC	No	3790-5671	3790	5671	340	376	1.895	Yes	Yes	306	321	0.862	Yes	Yes	32	32	0.000	2	23	5.872
1416	Calibration	A11	32	JTC 32_F-In	0	Jan-16	MCC	No	5824-5672	5824	5672	152	167	1.203	Yes	Yes	125	139	1.255	Yes	Yes	22	22	0.009	5	6	0.314
1417	Calibration	A11	32	JTC 32_F-Out	0	Jan-16	MCC	No	5672-5824	5672	5824	43	42	0.198	Yes	Yes	31	31	0.002	Yes	Yes	10	10	0.000	2	1	1.119
1420	Calibration	Sudbury	33	JTC 33_B-In	0	Jan-16	MCC	No	2763-2762	2763	2762	587	494	4.019	Yes	Yes	439	428	0.515	Yes	Yes	126	57	7.195	22	8	3.562
1421	Calibration	Sudbury	33	JTC 33_B-Out	0	Jan-16	MCC	No	2762-2763	2762	2763	585	573	0.505	Yes	Yes	492	489	0.134	Yes	Yes	77	72	0.586	16	12	1.106
1422	Calibration	Sudbury	33	JTC 33_C-In	0	Jan-16	MCC	No	2761-2762	2761	2762	515	535	0.853	Yes	Yes	435	445	0.488	Yes	Yes	70	73	0.407	10	16	1.630
1423	Calibration	Sudbury	33	JTC 33_C-Out	0	Jan-16	MCC	No	2762-2761	2762	2761	591	601	0.395	Yes	Yes	508	513	0.204	Yes	Yes	70	70	0.037	13	18	1.203
1426	Calibration	Sudbury	34	JTC 34_A-In	0	Jan-16	MCC	No	2781-2783	2781	2783	639	633	0.233	Yes	Yes	504	501	0.114	Yes	Yes	108	105	0.279	27	27	0.084
1427	Calibration	Sudbury	34	JTC 34_A-Out	0	Jan-16	MCC	No	2783-2781	2783	2781	926	890	1.195	Yes	Yes	756	745	0.396	Yes	Yes	139	114	2.212	31	31	0.052
1430	Calibration	Sudbury	34	JTC 34_C-In	0	Jan-16	MCC	No	2658-2783	2658	2783	710	700	0.389	Yes	Yes	647	640	0.292	Yes	Yes	58	55	0.441	5	5	0.172
1431	Calibration	Sudbury	34	JTC 34_C-Out	0	Jan-16	MCC	No	2783-2658	2783	2658	361	361	0.007	Yes	Yes	305	301	0.242	Yes	Yes	53	53	0.054	3	8	2.047
1432	Calibration	Sudbury	34	JTC 34_D-In	0	Jan-16	MCC	No	2782-2783	2782	2783	418	373	2.278	Yes	Yes	343	311	1.783	Yes	Yes	65	52	1.716	10	10	0.016
1433	Calibration	Sudbury	34	JTC 34_D-Out	0	Jan-16	MCC	No	2783-2782	2783	2782	533	531	0.068	Yes	Yes	423	428	0.251	Yes	Yes	94	80	1.488	16	23	1.614
1434	Calibration	Lowestoft	1	JTC 1_A-In	0	Jan-15	MCC	No	6345-1020	6345	1020	391	385	0.295	Yes	Yes	318.5103	311	0.396	Yes	Yes	69.31895	71	0.142	3.009195	3	0.012
1435	Calibration	Lowestoft	1	JTC 1_A-Out	0	Jan-15	MCC	No	1020-6345	1020	6345	366	354	0.647	Yes	Yes	316.5381	316	0.049	Yes	Yes	46.89223	35	1.785	3.009195	3	0.027
1436	Calibration	Lowestoft	1	JTC 1_B-In	0	Jan-15	MCC	No	5370-1020	5370	1020	64	57	0.895	Yes	Yes	53.2494	53	0.030	Yes	Yes	11.21336	4	2.439	0	0	0.309
1437	Calibration	Lowestoft	1	JTC 1_B-Out	0	Jan-15	MCC	No	1020-5370	1020	5370	66	50	2.041	Yes	Yes	51.2772	48	0.435	Yes	Yes	14.27155	2	4.409	0	0	0.295
1438	Calibration	Lowestoft	1	JTC 1_C-In	0	Jan-15	MCC	No	1010-1020	1010	1020	573	580	0.293	Yes	Yes	475.3002	474	0.044	Yes	Yes	80.53231	81	0.073	17.0521	24	1.610
1439	Calibration	Lowestoft	1	JTC 1_C-Out	0	Jan-15	MCC	No	1020-1010	1020	1010	511	490	0.942	Yes	Yes	366.8292	367	0.007	Yes	Yes	119.2694	97	2.103	25.07662	26	0.133
1440	Calibration	Lowestoft	1	JTC 1_D-In	0	Jan-15	MCC	No	5340-1020	5340	1020	327	326	0.040	Yes	Yes	186.3729	186	0.013	Yes	Yes	120.2888	120	0.044	20.0613	20	0.015
1441	Calibration	Lowestoft	1	JTC 1_D-Out	0	Jan-15	MCC	No	1020-5340	1020	5340	470	461	0.428	Yes	Yes	371.7597	372	0.011	Yes	Yes	79.51291	80	0.034	19.05823	9	2.593
1442	Validation	Lowestoft	1	JTC 1_E-In	0	Jan-15	MCC	No	10258-1020	10258	1020	786	739	1.694	Yes	Yes	610.3959	590	0.837	Yes	Yes	135.5797	116	1.711	40.1226	33	1.174
1443	Validation	Lowestoft	1	JTC 1_E-Out	0	Jan-15	MCC	No	1020-10258	1020	10258	728	732	0.178	Yes	Yes	537.4245	512	1.103	Yes	Yes	156.987	178	1.612	33.10114	42	1.502
1446	Calibration	Lowestoft	2	JTC 2_B-In	0	Jan-15	MCC	No	6341-3000	6341	3000	298	298	0.002	Yes	Yes	267.2331	267	0.029	Yes	Yes	27.5237	28	0.090	3.009195	3	0.022
1447	Calibration	Lowestoft	2	JTC 2_B-Out	0	Jan-15	MCC	No	3000-6341	3000	6341	335	336	0.077	Yes	Yes	294.8439	296	0.067	Yes	Yes	36.69827	37	0.037	3.009195	3	0.022
1450	Calibration	Lowestoft	2	JTC 2_D-In	0	Jan-15	MCC	No	6340-3000	6340	3000	408	409	0.037	Yes	Yes	384.579	386	0.051	Yes	Yes	21.40732	21	0.099	2.00613	2	0.137
1451	Calibration	Lowestoft	2	JTC 2_D-Out	0	Jan-15	MCC	No	3000-6340	3000	6340	130	123	0.641	Yes	Yes	109.4571	109	0.046	Yes	Yes	18.34913	11	1.787	2.00613	2	0.119
1452	Calibration	Lowestoft	2	JTC 2_E-In	0	Jan-15	MCC	No	6337-3000	6337	3000	574	572	0.104	Yes	Yes	493.05	492	0.047	Yes	Yes	59.12499	58	0.198	22.06743	22	0.016
1453	Calibration	Lowestoft	2	JTC 2_E-Out	0	Jan-15	MCC	No	3000-6337	3000	6337	410	413	0.153	Yes	Yes	303.7188	307	0.168	Yes	Yes	82.5711	83	0.041	24.07356	24	0.042
1454	Calibration	Lowestoft	2	JTC 2_F-In	0	Jan-15	MCC	No	3010-3000	3010	3000	704	716	0.450	Yes	Yes	579.8268	581	0.033	Yes	Yes	112.1336	112	0.038	12.03678	24	2.747
1455	Calibration	Lowestoft	2	JTC 2_F-Out	0	Jan-15	MCC	No	3000-3010	3000	3010	638	635	0.090	Yes	Yes	519.6747	524	0.181	Yes	Yes	107.0366	103	0.374	11.03371	8	0.830
1456	Calibration	Lowestoft	3	JTC 3_A-In	0	Jan-15	MCC	No	6306-8050	6306	8050	283	286	0.230	Yes	Yes	233.7057	233	0.029	Yes	Yes	42.81464	43	0.031	6.018389	11	1.574
1457	Calibration	Lowestoft	3	JTC 3_A-Out	0	Jan-15	MCC	No	8050-6306	8050	6306	492	481	0.529	Yes	Yes	422.0508	423	0.032	Yes	Yes	63.20257	51	1.622	7.021454	7	0.025
1458	Calibration	Lowestoft	3	JTC 3_B-In	0	Jan-15	MCC	No	10222-8050	10222	8050	223	214	0.628	Yes	Yes	203.1366	198	0.331	Yes	Yes	17.32974	14	0.715	3.009195	1	1.197
1459	Calibration	Lowestoft	3	JTC 3_B-Out	0	Jan-15	MCC	No	8050-10222	8050	10222	317	285	1.861	Yes	Yes	292.8717	263	1.764	Yes	Yes	20.38793	20	0.089	4.01226	2	1.488
1460	Calibration	Lowestoft	3	JTC 3_C-In	0	Jan-15	MCC	No	10216-8050	10216	8050	603	591	0.510	Yes	Yes	519.6747	519	0.009	Yes	Yes	72.37714	62	1.239	11.03371	9	0.656
1461	Calibration	Lowestoft	3	JTC 3_C-Out	0	Jan-15	MCC	No	8050-10216	8050	10216	438	436	0.108	Yes	Yes	364.857	363	0.119	Yes	Yes	62.18317	62	0.023	11.03371	11	0.058
1462	Calibration	Lowestoft	3	JTC 3_D-In	0	Jan-15	MCC	No	9420-8050	9420	8050	250	220	2.009	Yes	Yes	219.9003	191	2.022	Yes	Yes	28.5431	27	0.388	2.00613	2	0.145
1463	Calibration	Lowestoft	3	JTC 3_D-Out	0	Jan-15	MCC	No	8050-9420	8050	9420	112	109	0.236	Yes	Yes	96.6378	93	0.341	Yes	Yes	15.29094	13	0.645	0	3	2.555
1464	Calibration	Lowestoft	4	JTC 4_A-In	0	Jan-15	MCC	No	6280-6270	6280	6270	882	938	1.861	Yes	Yes	716.8947	772	2.026	Yes	Yes	135.5797	132	0.268	29.08888	33	0.706
1465	Calibration	Lowestoft	4	JTC 4_A-Out	0	Jan-15	MCC	No	6270-6280	6270	6280	1229	1259	0.872	Yes	Yes	1063.016	1091	0.866	Yes	Yes	133.5409	135	0.089	32.09808	33	0.228
1466	Calibration	Lowestoft	4	JTC 4_B-In	0	Jan-15	MCC	No	6260-6270	6260	6270	794	816	0.768	Yes	Yes	684.3534	704	0.742	Yes	Yes	83.5905	86	0.215	26.07969	26	0.052
1467	Calibration	Lowestoft	4	JTC 4_B-Out	0	Jan-15	MCC	No	6270-6260	6270	6260	667	716	1.867	Yes	Yes	545.3133	591	1.925	Yes	Yes	99.90084	101	0.082	22.06743	24	0.501
1468	Calibration	Lowestoft	4	JTC 4_C-In	0	Jan-15	MCC	No	8070-6270	8070	6270	443	444	0.007	Yes	Yes	388.5234	388	0.049	Yes	Yes	48.93102	49	0.010	6.018389	7	0.409
1469	Calibration	Lowestoft	4	JTC 4_C-Out	0	Jan-15	MCC	No	6270-8070	6270	8070	223	221	0.122	Yes	Yes	181.4424	181	0.032	Yes	Yes	34.65947	32	0.503	7.021454	9	0.543
1472	Calibration	Lowestoft	5	JTC 5_B-In	0	Jan-15	MCC	No	9470-6230	9470	6230	206	205	0.061	Yes	Yes	184.4007	183	0.080	Yes	Yes	21.40732	21	0.075	0	1	1.059
1473	Calibration	Lowestoft	5	JTC 5_B-Out	0	Jan-15	MCC	No	6230-9470	6230	9470	293	290	0.153	Yes	Yes	272.1636	270	0.127	Yes	Yes	19.36853	19	0.100	1.003065	1	0.078
1474	Calibration	Lowestoft	5	JTC 5_C-In	0	Jan-15	MCC	No	10234-6230	10234	6230	677	663	0.579	Yes	Yes	575.8824	566	0.430	Yes	Yes	81.5517	77	0.524	20.0613	20	0.014

ID	Calibration / Validation	Area	Ref	Site Location	Dir	Date	Data Type	Duplicate?	Ref	A-Node	B-Node	AM Peak																
												ALL VEHICLES					CAR					LGV			HGV		
												Observed	Modelled	GEH	GEH Pass?	Flow Pass?	Observed	Modelled	GEH	GEH Pass?	Flow Pass?	Observed	Modelled	GEH	Observed	Modelled	GEH
1475	Calibration	Lowestoft	5	JTC 5_C-Out	0	Jan-15	MCC	No	6230-10234	6230	10234	696	693	0.102	Yes	Yes	584.7573	575	0.414	Yes	Yes	99.90084	102	0.168	11.03371	17	1.504
1476	Calibration	Lowestoft	5	JTC 5_D-In	0	Jan-15	MCC	No	10220-6230	10220	6230	224	218	0.351	Yes	Yes	202.1505	197	0.338	Yes	Yes	20.38793	20	0.088	1.003065	1	0.129
1477	Calibration	Lowestoft	5	JTC 5_D-Out	0	Jan-15	MCC	No	6230-10220	6230	10220	129	127	0.127	Yes	Yes	108.471	108	0.066	Yes	Yes	19.36853	19	0.070	1.003065	1	0.500
1478	Calibration	Lowestoft	6	JTC 6_A-In	0	Jan-15	MCC	No	9991-6200	9991	6200	145	144	0.045	Yes	Yes	125.2347	125	0.022	Yes	Yes	19.36853	19	0.077	0	0	0.295
1479	Calibration	Lowestoft	6	JTC 6_A-Out	0	Jan-15	MCC	No	6200-9991	6200	9991	144	140	0.382	Yes	Yes	130.1652	126	0.369	Yes	Yes	14.27155	13	0.226	0	0	0.960
1480	Calibration	Lowestoft	6	JTC 6_B-In	0	Jan-15	MCC	No	6190-6200	6190	6200	651	565	3.480	Yes	Yes	557.1465	479	3.431	Yes	Yes	76.45472	73	0.384	17.0521	13	1.133
1481	Calibration	Lowestoft	6	JTC 6_B-Out	0	Jan-15	MCC	No	6200-6190	6200	6190	767	693	2.736	Yes	Yes	652.7982	581	2.889	Yes	Yes	104.9978	103	0.228	9.027584	9	0.050
1482	Calibration	Lowestoft	6	JTC 6_C-In	0	Jan-15	MCC	No	6210-6200	6210	6200	661	657	0.142	Yes	Yes	560.1048	555	0.206	Yes	Yes	91.74567	93	0.114	9.027584	9	0.036
1483	Calibration	Lowestoft	6	JTC 6_C-Out	0	Jan-15	MCC	No	6200-6210	6200	6210	545	533	0.497	Yes	Yes	459.5226	452	0.342	Yes	Yes	68.29955	69	0.071	17.0521	12	1.263
1488	Calibration	Lowestoft	7	JTC 7_C-In	0	Jan-15	MCC	No	7060-7070	7060	7070	345	358	0.646	Yes	Yes	300.7605	308	0.404	Yes	Yes	35.67887	41	0.791	9.027584	9	0.063
1489	Calibration	Lowestoft	7	JTC 7_C-Out	0	Jan-15	MCC	No	7070-7060	7070	7060	410	409	0.032	Yes	Yes	357.9543	357	0.037	Yes	Yes	40.77585	41	0.029	11.03371	11	0.039
1490	Calibration	Lowestoft	7	JTC 7_D-In	0	Jan-15	MCC	No	6305-7070	6305	7070	139	137	0.192	Yes	Yes	125.2347	124	0.090	Yes	Yes	13.25215	13	0.070	1.003065	0	1.416
1491	Calibration	Lowestoft	7	JTC 7_D-Out	0	Jan-15	MCC	No	7070-6305	7070	6305	184	169	1.139	Yes	Yes	170.5953	156	1.164	Yes	Yes	13.25215	13	0.070	0	0	0.000
1500	Validation	Lowestoft	9	JTC 9_A-In	0	Jan-15	MCC	No	6260-6250	6260	6250	673	716	1.637	Yes	Yes	550.2438	591	1.714	Yes	Yes	101.9396	101	0.121	21.06436	24	0.717
1501	Validation	Lowestoft	9	JTC 9_A-Out	0	Jan-15	MCC	No	6250-6260	6250	6260	805	816	0.379	Yes	Yes	691.2561	704	0.478	Yes	Yes	87.66808	86	0.225	26.07969	26	0.052
1502	Calibration	Lowestoft	9	JTC 9_B-In	0	Jan-15	MCC	No	9990-6250	9990	6250	180	174	0.460	Yes	Yes	164.6787	162	0.225	Yes	Yes	14.27155	11	0.879	1.003065	1	0.119
1503	Calibration	Lowestoft	9	JTC 9_B-Out	0	Jan-15	MCC	No	6250-9990	6250	9990	198	153	3.374	Yes	Yes	178.4841	144	2.702	Yes	Yes	16.31034	7	2.571	3.009195	1	1.012
1504	Calibration	Lowestoft	9	JTC 9_C-In	0	Jan-15	MCC	No	10257-6250	10257	6250	593	600	0.257	Yes	Yes	503.8971	508	0.197	Yes	Yes	69.31895	71	0.223	20.0613	20	0.004
1505	Calibration	Lowestoft	9	JTC 9_C-Out	0	Jan-15	MCC	No	6250-10257	6250	10257	620	624	0.184	Yes	Yes	514.7442	515	0.003	Yes	Yes	92.76506	93	0.004	12.03678	17	1.234
1506	Calibration	Lowestoft	9	JTC 9_D-In	0	Jan-15	MCC	No	7090-6250	7090	6250	335	340	0.289	Yes	Yes	305.691	308	0.145	Yes	Yes	23.44611	25	0.274	6.018389	7	0.548
1507	Calibration	Lowestoft	9	JTC 9_D-Out	0	Jan-15	MCC	No	6250-7090	6250	7090	196	268	4.731	Yes	Yes	164.6787	228	4.543	Yes	Yes	24.46551	32	1.378	7.021454	8	0.400
1615	Calibration	Lowestoft	C103	Oulton Road	EB	Jan-16	ATC	No	7070-9310	7070	9310	314	227	5.260	No	Yes	255.2598	196	3.955	Yes	Yes	42.5274	31	1.834	15.96283	0	5.650
1616	Calibration	Lowestoft	C103	Oulton Road	WB	Jan-16	ATC	No	9310-7070	9310	7070	311	239	4.359	Yes	Yes	252.819	218	2.243	Yes	Yes	42.12076	20	4.037	15.81019	0	5.388
1617	Calibration	Lowestoft	C105	Long Road	SB	Jan-16	ATC	No	5180-3010	5180	3010	165	88	6.838	No	Yes	134.647	81	5.208	No	Yes	22.43278	7	3.876	8.420232	0	3.834
1618	Calibration	Lowestoft	C105	Long Road	NB	Jan-16	ATC	No	3010-5180	3010	5180	159	76	7.622	No	Yes	129.1553	63	6.749	No	Yes	21.51785	11	2.468	8.076809	2	2.910
1619	Calibration	Lowestoft	C106	Victoria Road	EB	Jan-16	ATC	No	9617-4020	9617	4020	436	423	0.656	Yes	Yes	355.1263	356	0.067	Yes	Yes	59.16561	59	0.006	22.20804	7	3.883
1620	Calibration	Lowestoft	C106	Victoria Road	WB	Jan-16	ATC	No	4020-9617	4020	9617	299	299	0.033	Yes	Yes	243.4629	251	0.486	Yes	Yes	40.56199	42	0.233	15.2251	6	3.014
1623	Calibration	Lowestoft	C108	Crestview Drive	SB	Jan-16	ATC	No	10228-9300	10228	9300	180	162	1.348	Yes	Yes	146.2405	142	0.363	Yes	Yes	24.3643	16	1.801	9.145237	4	2.007
1624	Calibration	Lowestoft	C108	Crestview Drive	NB	Jan-16	ATC	No	9300-10228	9300	10228	154	135	1.574	Yes	Yes	125.2909	120	0.494	Yes	Yes	20.87401	12	2.234	7.83514	3	1.860
1625	Calibration	Lowestoft	C109	Millenium Way	SB	Jan-16	ATC	No	7090-7080	7090	7080	508	481	1.217	Yes	Yes	413.2971	413	0.008	Yes	Yes	68.85711	58	1.307	25.84579	9	3.927
1626	Calibration	Lowestoft	C109	Millenium Way	NB	Jan-16	ATC	No	7080-7090	7080	7090	461	439	1.040	Yes	Yes	374.8556	379	0.226	Yes	Yes	62.45259	51	1.578	23.44182	9	3.628
1627	Calibration	Lowestoft	C110	St.Peters Street	EB	Jan-16	ATC	No	10171-9170	10171	9170	397	389	0.429	Yes	Yes	323.1935	325	0.093	Yes	Yes	53.84545	54	0.033	20.2111	10	2.694
1628	Calibration	Lowestoft	C110	St.Peters Street	WB	Jan-16	ATC	No	9170-10171	9170	10171	222	209	0.908	Yes	Yes	180.8175	181	0.024	Yes	Yes	30.12499	27	0.679	11.30753	2	3.656
1629	Calibration	Lowestoft	C111	Cotmer Road Oulton Broad	SB	Jan-16	ATC	No	2030-3040	2030	3040	487	488	0.041	Yes	Yes	396.0086	396	0.022	Yes	Yes	65.97677	66	0.003	24.76464	25	0.090
1630	Calibration	Lowestoft	C111	Cotmer Road Oulton Broad	NB	Jan-16	ATC	No	3040-2030	3040	2030	435	406	1.422	Yes	Yes	353.7026	338	0.845	Yes	Yes	58.9284	60	0.198	22.11901	7	3.908
1631	Calibration	Lowestoft	C112	Ashburnham Way Carlton Colville	EB	Jan-16	ATC	No	5105-6355	5105	6355	283	264	1.171	Yes	Yes	230.6491	226	0.300	Yes	Yes	38.42715	38	0.067	14.42378	0	5.371
1632	Calibration	Lowestoft	C112	Ashburnham Way Carlton Colville	WB	Jan-16	ATC	No	6355-5105	6355	5105	259	238	1.325	Yes	Yes	210.513	211	0.038	Yes	Yes	35.0724	27	1.487	13.16456	0	5.131
1633	Validation	Lowestoft	C113	Lowestoft Road Carlton Colville	EB	Jan-16	ATC	No	6335-9604	6335	9604	233	136	7.171	No	Yes	189.9702	127	5.029	No	Yes	31.64987	9	4.928	11.8799	0	4.874
1634	Validation	Lowestoft	C113	Lowestoft Road Carlton Colville	WB	Jan-16	ATC	No	9604-6335	9604	6335	231	50	15.350	No	No	188.3431	44	13.373	No	No	31.37878	5	6.128	11.77815	0	4.731
1635	Calibration	Lowestoft	C116	Tom Crisp Way	SB	Jan-16	ATC	No	6315-6413	6315	6413	421	423	0.118	Yes	Yes	342.5159	345	0.124	Yes	Yes	57.06465	57	0.001	21.41944	22	0.029
1636	Calibration	Lowestoft	C116	Tom Crisp Way	NB	Jan-16	ATC	No	6413-6315	6413	6315	978	921	1.878	Yes	Yes	796.0851	785	0.406	Yes	Yes	132.6313	101	2.880	49.78367	34	2.355
1637	Calibration	ury St. Edmunc	C200	Compiegne Way	SB	Jan-16	ATC	No	2082-2081	2082	2081	958	1014	1.782	Yes	Yes	793.1848	843	1.743	Yes	Yes	134.5665	137	0.201	30.74876	34	0.656
1638	Calibration	ury St. Edmunc	C200	Compiegne Way	NB	Jan-16	ATC	No	2081-2082	2081	2082	639	620	0.769	Yes	Yes	528.7899	509	0.847	Yes	Yes	89.71097	90	0.062	20.49918	20	0.126
1643	Calibration	AOI	C303	Woodbridge Road	EB	Jan-16	ATC	No	20062-2027	20062	20278	489	504	0.657	Yes	Yes	425.8502	441	0.716	Yes	Yes	43.12001	47	0.549	20.27982	16	0.922
1644	Calibration	AOI	C303	Woodbridge Road	WB	Jan-16	ATC	No	20278-2006	20278	20062	570	587	0.703	Yes	Yes	496.3537	518	0.960	Yes	Yes	50.25894	56	0.777	23.63734	13	2.413
1649	Calibration	AOI	C306	Felixstowe Road	EB	Jan-16	ATC	No	30248-3025	30248	30250	442	376	3.275	Yes	Yes	384.9407	322	3.373	Yes	Yes	38.97767	41	0.257	18.33163	14	1.117
1650	Calibration	AOI	C306	Felixstowe Road	WB	Jan-16	ATC	No	30250-3024	30250	30248	418	432	0.715	Yes	Yes	363.6155	382	0.956	Yes	Yes	36.81836	39	0.300	17.31609	12	1.461
1651	Calibration	AOI	C307	Sproughton Road	EB	Jan-16	ATC	No	30144-3014	30144	30142	454	479	1.169	Yes	Yes	394.9505	416	1.042	Yes	Yes	39.99122	44	0.551	18.80832	20	0.158
1652	Calibration	AOI	C307	Sproughton Road	WB	Jan-16	ATC	No	30142-3014	30142	30144	448	449	0.072	Yes	Yes	389.5104	392	0.107	Yes	Yes	39.44038	39	0.082	18.54925	18	0.018
1653	Calibration	AOI	C308	Nacton Road	EB	Jan-16	ATC	No	30239-3043	30239	30433	593	716	4.781	Yes	No	516.3732	638	5.064	No	No	52.28604	54	0.296	24.59071	23	0.313
1654	Calibration	AOI	C308	Nacton Road	WB	Jan-16	ATC	No	30433-3023	30433	30239	735	768	1.209	Yes	Yes	639.7545	669	1.146	Yes	Yes	64.77917	70	0.656	30.46637	29	0.287
1657	Calibration	AOI	C600	Gipping Way	SB	Jan-16	ATC	No	2331-2416	2331	2416	369	362	0.345	Yes	Yes	302.2644	305	0.132	Yes	Yes	51.28018	52	0.074	15.45538	6	2.879
1658	Calibration	AOI	C600	Gipping Way	NB	Jan-16	ATC	No	2416-2331	2416	2331	410	434	1.189	Yes	Yes	335.6446	355	1.033	Yes	Yes	56.94323	65	0.970	17.16217	15	0.582
1659	Calibration	AOI	M002	A12 Woodbridge	SB	Jan-16	ATC	No	50051-5005	50051	50050	1506	1410	2.516	Yes	Yes	1237.468	1136	2.956	Yes	Yes	209.9406	228	1.213	58.84157	47	1.681
1660	Calibration	AOI	M002	A12 Woodbridge	NB	Jan-16	ATC	No	50050-5005	50050	50051	1284	1039	7.208	No	No	1055.083	798	8.439	No	No	178.9983	172	0.530	50.16916	68	2.370
1661	Calibration	AOI	M006	Freston Hill	SB	Jan-16	ATC	No	50049-3106	50049	3106	405	331	3.848	Yes	Yes	330.3894	304	1.479	Yes	Yes	56.05168	24	4.975	18.05887	2	4.983
1662	Calibration	AOI	M006	Freston Hill	NB	Jan-16	ATC	No	3106-50049	3106	50049	677	641	1.384	Yes	Yes	552.9633	569	0.664	Yes	Yes	93.81208	55	4.543	30.22462	18	2.466
1663	Calibration		M008	Long Melford Bypass	SB	Jan-16	ATC	No	2789-2762	2789	2762	302	323	1.166	Yes	Yes	245.738	251	0.327	Yes	Yes	41.69027	43	0.145	14.57175	29	3.108
1664	Calibration		M008	Long Melford Bypass	NB	Jan-16	ATC	No	2762-2789	2762	2789	447	448	0.062	Yes	Yes	363.7248	363	0.051	Yes	Yes	61.70713	62	0.028	21.56812	24	0.435
1667	Calibration	Ipswich	M012	Tattingstone	SB	Jan-16	ATC	No	3107-3665	3107	3665	345	442	4.858	Yes	Yes	281.9949	379	5.359	No	Yes	47.84139	48	0.001	15.41366	14	0.285
1668	Calibration	Ipswich	M012	Tattingstone	NB	Jan-16	ATC	No	3665-3107	3665	3107	524	511	0.545	Yes	Yes	427.5868	418	0.452	Yes	Yes	72.54154	68	0.496	23.37162	24	0.214
1669	Calibration		M014	Rickinghall/Botesdale Bypass	EB	Jan-16	ATC	No	3943-3261	3943	3261	298	336	2.165	Yes	Yes	235.0308	260	1.607	Yes	Yes	39.87377	44	0.566	22.59543	32	1.833
1670	Calibration		M014	Rickinghall/Botesdale Bypass	WB	Jan-16	ATC	No	3261-3943	3261	3943	361	369	0.412	Yes	Yes	285.197	243	2.625	Yes	Yes	48.38464	83	4.322	27.41831	43	2.600
1671	Validation		M024	South of Norton	SB	Jan-16	ATC	No	3883-3887	3883	3887	513	430	3.832	Yes	Yes	407.6691	359	2.473	Yes	Yes	69.16243	48	2.811	36.16845	23	2.444
1672	Validation		M024	South of Norton	NB	Jan-16	ATC	No	3887-3883	3887	3883	326	308	1.036	Yes	Yes	259.0646	241	1.162	Yes	Yes	43.95118	54	1.501	22.98424	12	2.521
1673	Calibration	AOI	M026	Brightwell	SB	Jan-16	ATC	No	30109-3010	30109	30107	1767	1735	0.759	Yes	Yes	1438.758	1431	0.198	Yes	Yes	244.0902	244	0.002	84.40138	60	2.850
1675	Calibration	AOI	M036	Otley East of C306	EB	Jan-16	ATC	No	3149-3153	3149	3153	396	391	0.261	Yes	Yes	325.5413	320	0.283	Yes	Yes	55.22918	54	0.107	15.47948	16	0.176
1676	Calibration	AOI	M036	Otley East of C306	WB	Jan-16	ATC	No	3153-3149	3153	3149	318	323	0.301	Yes	Yes	261.2546	266	0.304	Yes	Yes	44.32272	46	0.176	12.42265	12	0.208
1677	Calibration		M038	North of Finningham	SB	Jan-16	ATC	No	3947-3912	3947	3912	106	149	3.816	Yes	Yes	84.23572	101	1.741	Yes	Yes	14.29087	36	4.373	7.473403	12	1.400
1678	Calibration		M038	North of Finningham	NB	Jan-16	ATC	No	3912-3947	3912	3947	85	112	2.680	Yes	Yes	67.54751	94	2.924	Yes	Yes	11.45966	14	0.699	5.992823	4	0.987
1679	Calibration	Lowestoft	M043	Kessingland Bypass	SB	Jan-16	ATC	No	4501-4502	4501	4502	492	454	1.708	Yes	Yes	397.7261	360	1.918	Yes	Yes	67.47557	68	0.042	26.29832	26	0.027
1680	Calibration	Lowestoft	M043	Kessingland Bypass	NB	Jan-16	ATC	No	4502-4501	4502	4501	558	554	0.170	Yes	Yes	451.5385	449	0.110	Yes	Yes	76.60502	77	0.067	29.85649	28	0.423
1685	Calibration	AOI	M055	North of C366 Swilland	SB	Jan-16	ATC	No	3149-5633	3149	5633	199	192	0.455	Yes	Yes	161.6034	159	0.199	Yes	Yes	27.41655	27	0.064	9.480081	6	1.256
1686	Calibration	AOI	M055	North of C366 Swilland	NB	Jan-16	ATC	No	5633-3149	5633	3149	120	111	0.845	Yes	Yes	97.89826	89	0.917	Yes	Yes	16.60877	16	0.051	5.742971	6	0.005
1687	Validation	AOI	M061	Chantry Park	EB	Jan-16	ATC	No	30149-3073	30149	30733	677	641	1.404	Yes	Yes	589.0528	587	0.104	Yes	Yes	59.64531	42	2.552	28.05186	13	3.401
1688	Validation	AOI	M061	Chantry Park	WB	Jan-16	ATC	No	30733-3014	30733	30149	267	385	6.533	No	No	232.183	332	5.934	No	Yes	23.50999	47	3.960	11.05701	6	1.816
1693	Calibration		M076	South Elveden	SB	Jan-16	ATC	No	3964-5926	3964	5926	301	124	12.186	No	No	243.9721	104	10.654	No	No	41.39069	15	4.940	15.88721	5	3.383
1694	Calibration		M076	South Elveden	NB	Jan-16	ATC	No	5926-3964	5926	3964	164	109	4.737	Yes	Yes	133.0205	94	3.633	Yes	Yes	22.56737	14	1.975	8.662153	0	3.819
1695	Calibration		M077	Between A11 and A1101 Icklingham	SB	Jan-16	ATC	No	3276-3278	3276	3278	100	100	0.054	Yes	Yes	79.77115	83	0.332	Yes	Yes	13.53344	15	0.295	6.445405	3	1.647
1696	Calibration		M077	Between A11 and A1101 Icklingham	NB	Jan-16	ATC	No	3278-3276	3278	3276	77	110	3.357	Yes	Yes	61.97759	96	3.798	Yes	Yes	10.51471	12	0.560	5.007708	2	1.675
1698	Validation	AOI	M079	Outside Asda Superstore	NB	Jan-16	ATC	No	30119-3001	30119	30010	1165	1208	1.245	Yes	Yes	1014.25	1000	0.448	Yes	Yes	102.6992	161	5.058	48.30059	47	0.133
1699	Calibration		M090	South of Elmswell	EB	Jan-16	ATC	No	3887-3886	3887	3886	190	99	7.557	No	Yes	150.7899	76	6.976	No	Yes	25.58201	19	1.308	13.3781	3	3.559
1700	Calibration		M090	South of Elmswell	WB	Jan-16	ATC	No	3886-3887	3886	3887	555	442	5.052	No	No	441.2442	420	1.019	Yes	Yes	74.85856	9	10.214	39.14724	14	4.993
1701	Calibration	AOI	P004	Warren Heath	EB	Jan-16	ATC	No	30255-7036	30255	70369	1096	1130	1.014	Yes	Yes	892.4821	1014	3.934	Yes	Yes	151.4126	95	5.058	52.35536	21	5.197
1702	Calibration	AOI	P004	Warren Heath	WB	Jan-16	ATC	No	70369-3025	70369	30255	893	821	2.448	Yes	Yes	726.8081	697	1.099	Yes	Yes	123.3054	98	2.403	42.63648	26	2.921
1703	Calibration		P006	South of U4519 Great Finborough	SB	Jan-16	ATC	No	2417-3711	2417	3711	123	125	0.161	Yes	Yes	100.1712	101	0.098	Yes	Yes	16.99439	17	0.052	5.834377	7	0.407
1704	Calibration		P006	South of U4519 Great Finborough	NB	Jan-16	ATC	No	3711-2417	3711	2417	142	142	0.002	Yes	Yes	115.6448	115	0.018	Yes	Yes	19.61954	20	0.085	6.735622	7	0.083
1705	Calibration		Y006	South West of Hopton	EB	Jan-16	ATC	No	3863-3868	3863	3868	109	110	0.057	Yes	Yes	86.92829	87	0.008	Yes	Yes	14.74768	15	0.073	7.324038	8	0.087

ID	Calibration / Validation	Area	Ref	Site Location	Dir	Date	Data Type	Duplicate?	Ref	A-Node	B-Node
1706	Calibration		Y006	South West of Hopton	WB	Jan-16	ATC	No	3868-3863	3868	3863
1707	Calibration	AOI	Y056	North of B1077 Stuston	SB	Jan-16	ATC	No	3247-3208	3247	3208
1708	Calibration	AOI	Y056	North of B1077 Stuston	NB	Jan-16	ATC	No	3208-3247	3208	3247
1709	Calibration	AOI	Y080	South of A12 East Bergholt	EB	Jan-16	ATC	No	3112-3675	3112	3675
1710	Calibration	AOI	Y080	South of A12 East Bergholt	WB	Jan-16	ATC	No	3675-3112	3675	3112
1711	Calibration	SEGWay	Y115	East of B1069 Snape	EB	Jan-16	ATC	No	7352-3191	7352	3191
1712	Calibration	SEGWay	Y115	East of B1069 Snape	WB	Jan-16	ATC	No	3191-7352	3191	7352
1713	Validation	SEGWay	Y141	A12 Farnham	SB	Jan-16	ATC	No	7304-1300	7304	1300
1714	Validation	SEGWay	Y141	A12 Farnham	NB	Jan-16	ATC	No	1300-7304	1300	7304
1715	Calibration	SEGWay	Y142	A12 Benhall (South of B1121)	SB	Jan-16	ATC	No	3180-3179	3180	3179
1716	Calibration	SEGWay	Y142	A12 Benhall (South of B1121)	NB	Jan-16	ATC	No	3179-3180	3179	3180
1717	Calibration	Waveney	Y149	A146 Beccles Bypass	EB	Jan-16	ATC	No	5650-2854	5650	2854
1718	Calibration	Waveney	Y149	A146 Beccles Bypass	WB	Jan-16	ATC	No	2854-5650	2854	5650
1721	Calibration	AOI	Y154	Loraine Way Bramford	SB	Jan-15	ATC	No	0033-3013	50033	30135
1722	Calibration	AOI	Y154	Loraine Way Bramford	NB	Jan-15	ATC	No	0135-5003	30135	50033
1723	Validation	Lowestoft	Y159	London Road Pakefield	SB	Jan-16	ATC	No	1025-6345	1025	6345
1724	Validation	Lowestoft	Y159	London Road Pakefield	NB	Jan-16	ATC	No	6345-1025	6345	1025
1725	Calibration	AOI	Y176	East of Blacktiles Lane Martlesham	SB	Jan-16	ATC	No	0308-3058	30308	30583
1726	Calibration	AOI	Y176	East of Blacktiles Lane Martlesham	NB	Jan-16	ATC	No	0583-3030	30583	30308
1727	Calibration	AOI	Y177	Norwich Road	SB	Jan-16	ATC	No	0127-3013	30127	30136
1728	Calibration	AOI	Y177	Norwich Road	NB	Jan-16	ATC	No	0136-3012	30136	30127
1731	Validation	AOI	Y190	Park Road	EB	Jan-16	ATC	No	0042-2026	20042	20263
1732	Validation	AOI	Y190	Park Road	WB	Jan-16	ATC	No	0263-2004	20263	20042
1733	Calibration	AOI	Y191	Fonnereau Road	EB	Jan-16	ATC	No	0309-2003	20309	20033
1734	Calibration	AOI	Y191	Fonnereau Road	WB	Jan-16	ATC	No	0033-2030	20033	20309
1735	Calibration	AOI	Y192	Crown Street	EB	Jan-16	ATC	No	0030-1002	10030	10029
1736	Calibration	AOI	Y192	Crown Street	WB	Jan-16	ATC	No	0029-1003	10029	10030
1738	Calibration	AOI	Y218	B1115 Stowupland	SB	Jan-16	ATC	No	2379-3478	2379	3478
1739	Calibration	AOI	Y218	B1115 Stowupland	NB	Jan-16	ATC	No	3478-2379	3478	2379
1742	Calibration	Sudbury	Y220	Waldingfield Road	EB	Jan-16	ATC	No	2770-2768	2770	2768
1743	Calibration	Sudbury	Y220	Waldingfield Road	WB	Jan-16	ATC	No	2768-2770	2768	2770
1744	Calibration	A11	0	ite 6308/1 on link A11 southbound between A14 and	SB	Jan-15	TRADS	No	3074-3076	3074	3076
1745	Calibration	A14	0	TMU Site 6308/2 on A14 westbound within J36	WB	Jan-15	TRADS	No	3074-3075	3074	3075
1747	Calibration	A11	0	MIDAS site at A11/0904A priority 1 on link 10602530	NB	Jan-16	TRADS	No	2982-2512	2982	2512
1748	Calibration	A14	0	MIDAS site at A14/1124A priority 1 on link	EB	Jan-16	TRADS	No	2988-2989	2988	2989
1749	Calibration	A14	0	TMU Site 6313/2 on link A14 westbound within J35	WB	Jan-16	TRADS	No	2981-3073	2981	3073
1750	Calibration	A11	0	306/1 on link link road from A11 southbound to A14	WB	Jan-16	TRADS	No	2535-2523	2535	2523
1752	Calibration	AOI	0	10B; MIDAS site at A14/2010B priority 1 on link 106	WB	Jan-16	TRADS	No	0353-3010	30353	30104
1754	Calibration	AOI	0	TMU Site 6279/1 on link A14 J55 eastbound exit	EB	Jan-16	TRADS	No	0039-3079	30039	30796
1757	Calibration	Lowestoft	9	JTC 9 E-In	EB	Jan-15	MCC	No	8070-6250	8070	6250
1758	Calibration	Lowestoft	9	JTC 9 E-Out	WB	Jan-15	MCC	No	6250-8070	6250	8070
1759	Calibration	AOI	Jn 58	A14 / A12 Junc. - A12 Entrance	SB	13/10/2016	MCC	No	0106-3009	30106	30096
1761	Calibration	AOI	Jn 58	A14 / A12 Junc. - Unknown Road Ent.	SB	13/10/2016	MCC	No	0356-3004	30356	30044
1765	Calibration	AOI	Jn 58	A14 / A12 Junc. - A1156 Entrance	NB	13/10/2016	MCC	No	0100-3009	30100	30098
1766	Calibration	AOI	Jn 58	A14 / A12 Junc. - A1156 Exit	SB	13/10/2016	MCC	No	0099-3010	30099	30100
1769	Validation	Lowestoft	1	0	NB	Jan-16	MCC	No	2070-7000	2070	7000
1770	Validation	Lowestoft	1	0	SB	Jan-16	MCC	No	7000-2070	7000	2070
1771	Calibration	Lowestoft	3	0	NB	Jan-16	MCC	No	9220-4612	9220	4612
1772	Calibration	Lowestoft	3	0	SB	Jan-16	MCC	No	4612-9220	4612	9220
1773	Calibration	Lowestoft	3	0	NE	Jan-16	MCC	No	9220-9230	9220	9230
1774	Calibration	Lowestoft	3	0	SW	Jan-16	MCC	No	9230-9220	9230	9220
1777	Calibration	Lowestoft	3	0	SB	Jan-16	MCC	No	9220-4603	9220	4603
1778	Calibration	Lowestoft	3	0	NB	Jan-16	MCC	No	4603-9220	4603	9220
1779	Calibration	Lowestoft	3	0	WB	Jan-16	MCC	No	9220-10190	9220	10190
1780	Calibration	Lowestoft	3	0	EB	Jan-16	MCC	No	10190-9220	10190	9220
1781	Calibration	Lowestoft	4	0	NB	Jan-16	MCC	No	9120-10185	9120	10185
1782	Calibration	Lowestoft	4	0	SB	Jan-16	MCC	No	10185-9120	10185	9120
1783	Calibration	Lowestoft	4	0	EB	Jan-16	MCC	No	9120-7200	9120	7200
1784	Calibration	Lowestoft	4	0	WB	Jan-16	MCC	No	7200-9120	7200	9120
1787	Validation	Lowestoft	5	0	NB	Jan-16	MCC	No	1260-6322	1260	6322
1788	Validation	Lowestoft	5	0	SB	Jan-16	MCC	No	6322-1260	6322	1260
1791	Calibration	Lowestoft	6	0	EB	Jan-16	MCC	No	6315-4000	6315	4000
1792	Calibration	Lowestoft	6	0	WB	Jan-16	MCC	No	4000-6315	4000	6315
1793	Calibration	Lowestoft	6	0	SE	Jan-16	MCC	No	6315-6382	6315	6382
1794	Calibration	Lowestoft	6	0	NW	Jan-16	MCC	No	6382-6315	6382	6315
1797	Calibration	Lowestoft	6	0	WB	Jan-16	MCC	No	6315-4010	6315	4010
1798	Calibration	Lowestoft	6	0	EB	Jan-16	MCC	No	4010-6315	4010	6315
1801	Calibration	Lowestoft	7	0	SB	Jan-16	MCC	No	4613-4614	4613	4614
1802	Calibration	Lowestoft	7	0	NB	Jan-16	MCC	No	4614-4613	4614	4613
1803	Calibration	Lowestoft	7	0	WB	Jan-16	MCC	No	4613-6384	4613	6384
1804	Calibration	Lowestoft	7	0	EB	Jan-16	MCC	No	6384-4613	6384	4613
1805	Calibration	AOI	0	A1214 / Bell Ln - A1214 East	EB	Jan-16	MCC - 7 da	No	0303-3041	30303	30417
1806	Calibration	AOI	0	A1214 / Bell Ln - A1214 East	WB	Jan-16	MCC - 7 da	No	0417-3030	30417	30303
1807	Calibration	AOI	0	A1214 / Bell Ln - Bell Ln	NB	Jan-16	MCC - 7 da	No	0448-3030	30448	30303
1808	Calibration	AOI	0	A1214 / Bell Ln - Bell Ln	SB	Jan-16	MCC - 7 da	No	0303-3044	30303	30448
1809	Calibration	AOI	0	A1214 / Bell Ln - A1214 West	EB	Jan-16	MCC - 7 da	No	0302-3030	30302	30303
1810	Calibration	AOI	0	A1214 / Bell Ln - A1214 West	WB	Jan-16	MCC - 7 da	No	0303-3030	30303	30302
1811	Calibration	AOI		A14 MIDAS site at A14/1804J priority 1 on link 1060458	EB	Jan-16	TRADS	No	0011-5001	50011	50014
1812	Calibration	AOI		A14 TMU Site 6294/1 on link A14 J53 eastbound exit	EB	Jan-16	TRADS	No	0004-3001	30004	30010
1813	Calibration	AOI		A14 TMU Site 6294/2 on link A14 eastbound within J5	EB	Jan-16	TRADS	No	0004-3001	30004	30013
1814	Calibration	AOI		A14 MIDAS site at A14/1844A priority 1 on link 106046	EB	Jan-16	TRADS	No	0015-3001	30015	30017
1815	Calibration	AOI		A14 MIDAS site at A14/1852J priority 1 on link 1210340	EB	Jan-16	TRADS	No	0028-3002	30028	30029
1817	Calibration	AOI		MIDAS site at A14/1866A priority 1 on link 10604880	EB	Jan-16	TRADS	No	0033-3003	30033	30034
1819	Calibration	AOI		TMU Site 6279/2 on link A14 eastbound within J55	EB	Jan-16	TRADS	No	0039-3004	30039	30042
1821	Calibration	AOI		A14 MIDAS site at A14/1908A priority 1 on link 106048	EB	Jan-16	TRADS	No	0053-3005	30053	30055
1822	Calibration	AOI		A14 TMU Site 6281/1 on link A14 J56 eastbound exit	EB	Jan-16	TRADS	No	0058-3006	30058	30061
1823	Calibration	AOI		A14 TMU Site 6281/2 on link A14 eastbound within J5	EB	Jan-16	TRADS	No	0058-3006	30058	30063
1825	Validation	AOI		A14 MIDAS site at A14/1963A priority 1 on link 106048	EB	Jan-16	TRADS	No	0071-3007	30071	30073

AM Peak																
ALL VEHICLES					CAR					LGV			HGV			
Observed	Modelled	GEH	GEH Pass?	Flow Pass?	Observed	Modelled	GEH	GEH Pass?	Flow Pass?	Observed	Modelled	GEH	Observed	Modelled	GEH
205	205	0.012	Yes	Yes	163.489	163	0.019	Yes	Yes	27.73645	28	0.044	13.77457	14	0.049
860	790	2.454	Yes	Yes	679.4168	609	2.757	Yes	Yes	115.2653	115	0.067	65.31787	66	0.028
527	543	0.705	Yes	Yes	416.3403	421	0.213	Yes	Yes	70.63353	71	0.064	40.02618	51	1.688
323	214	6.675	No	No	263.8215	179	5.675	No	Yes	44.7582	24	3.501	14.42031	10	1.230
317	330	0.720	Yes	Yes	258.7166	266	0.477	Yes	Yes	43.89214	49	0.765	14.14128	14	0.003
332	243	5.249	No	Yes	270.8411	189	5.405	No	Yes	45.9491	49	0.423	15.45982	5	3.092
290	326	2.053	Yes	Yes	236.6038	265	1.768	Yes	Yes	40.14064	55	2.165	13.50553	7	2.170
693	803	4.015	Yes	No	564.7108	623	2.404	Yes	Yes	95.80508	135	3.647	32.23413	44	1.945
580	640	2.459	Yes	Yes	472.5963	491	0.830	Yes	Yes	80.17755	109	2.931	26.97616	41	2.407
653	648	0.175	Yes	Yes	532.1039	499	1.447	Yes	Yes	90.27321	105	1.506	30.3729	44	2.217
480	564	3.666	Yes	Yes	391.4866	446	2.652	Yes	Yes	66.41702	78	1.408	22.34636	40	3.142
610	619	0.381	Yes	Yes	494.2624	489	0.250	Yes	Yes	83.85328	84	0.004	31.63428	47	2.400
903	888	0.496	Yes	Yes	731.9705	737	0.181	Yes	Yes	124.1812	108	1.477	46.8483	43	0.570
389	457	3.320	Yes	Yes	314.9283	379	3.418	Yes	Yes	55.24671	59	0.497	18.663	20	0.204
325	339	0.751	Yes	Yes	263.5442	264	0.054	Yes	Yes	46.23258	46	0.083	15.61792	29	2.833
381	351	1.571	Yes	Yes	310.1762	280	1.738	Yes	Yes	51.67672	68	2.111	19.39706	3	4.952
346	297	2.771	Yes	Yes	281.9044	260	1.329	Yes	Yes	46.96651	34	2.046	17.62907	3	4.629
126	120	0.526	Yes	Yes	102.783	107	0.408	Yes	Yes	17.43748	10	2.036	6.029522	4	1.136
142	119	1.976	Yes	Yes	115.4019	106	0.863	Yes	Yes	19.57832	10	2.518	6.769781	3	1.734
564	583	0.824	Yes	Yes	490.4784	506	0.684	Yes	Yes	49.66403	52	0.287	23.35755	26	0.485
662	699	1.406	Yes	Yes	576.2142	600	0.973	Yes	Yes	58.34532	71	1.533	27.44046	28	0.146
247	208	2.568	Yes	Yes	214.9923	192	1.621	Yes	Yes	21.76933	15	1.658	10.23836	2	3.497
502	605	4.390	Yes	No	436.7303	588	6.683	No	No	44.2217	13	5.726	20.79796	4	4.941
213	224	0.726	Yes	Yes	185.3982	194	0.650	Yes	Yes	18.77274	20	0.310	8.829029	9	0.132
133	195	4.902	Yes	Yes	115.3299	176	5.034	No	Yes	11.67788	14	0.683	5.492236	5	0.207
522	513	0.419	Yes	Yes	454.5738	448	0.330	Yes	Yes	46.02846	45	0.160	21.6477	20	0.316
566	551	0.607	Yes	Yes	492.4369	481	0.536	Yes	Yes	49.86233	51	0.111	23.45081	20	0.709
258	259	0.054	Yes	Yes	211.5442	212	0.042	Yes	Yes	35.88918	36	0.033	10.81667	11	0.017
244	245	0.054	Yes	Yes	199.8713	200	0.007	Yes	Yes	33.90884	34	0.081	10.21982	11	0.087
305	302	0.148	Yes	Yes	251.3081	248	0.195	Yes	Yes	42.63526	43	0.051	10.72331	11	0.051
462	462	0.018	Yes	Yes	381.0865	381	0.018	Yes	Yes	64.6526	65	0.017	16.26095	16	0.042
1758	1501	6.382	No	Yes	1454.349	1179	7.599	No	No	119.864	137	1.540	184.146	185	0.046
2175	2166	0.205	Yes	Yes	1718.64	1719	0.015	Yes	Yes	126.0653	123	0.271	330.6771	324	0.396
984	1845	22.885	No	No	753.25	1316	17.485	No	No	95.66667	180	7.174	135.0833	349	13.758
1140	990	4.605	Yes	Yes	580.25	582	0.064	Yes	Yes	287.25	134	10.523	272.3333	273	0.060
2492	2538	0.927	Yes	Yes	2044.167	2062	0.387	Yes	Yes	114.8333	141	2.274	332.8333	336	0.179
1722	1726	0.083	Yes	Yes	1456.083	1445	0.289	Yes	Yes	94	112	1.791	172	168	0.288
1661	1753	2.213	Yes	Yes	1219.333	1335	3.247	Yes	Yes	141.8889	141	0.084	300	276	1.390
1320	1214	2.995	Yes	Yes	1071.333	977	2.954	Yes	Yes	99	86	1.367	150.1111	151	0.087
107	109	0.175	Yes	Yes	89.7351	90	0.054	Yes	Yes	17.32974	18	0.112	0	1	1.292
70	78	0.893	Yes	Yes	65.0826	69	0.445	Yes	Yes	5.096981	8	1.176	0	1	1.433
1792	1735	1.356	Yes	Yes	1489	1443	1.205	Yes	Yes	241	235	0.396	62	57	0.608
49	47	0.348	Yes	Yes	43	41	0.245	Yes	Yes	5	4	0.315	1	1	0.140
556	613	2.375	Yes	Yes	497	511	0.632	Yes	Yes	51	67	2.062	8	35	5.884
722	641	3.089	Yes	Yes	621	540	3.364	Yes	Yes	88	88	0.027	13	13	0.040
1007	1079	2.240	Yes	Yes	833	903	2.386	Yes	Yes	118	151	2.806	56	26	4.768
921	990	2.230	Yes	Yes	742	838	3.407	Yes	Yes	130	123	0.665	49	30	3.083
123	113	0.964	Yes	Yes	100	100	0.017	Yes	Yes	23	13	2.473	0	0	0.536
80	54	3.120	Yes	Yes	25	25	0.012	Yes	Yes	53	27	4.076	2	2	0.120
185	185	0.008	Yes	Yes	174	174	0.021	Yes	Yes	9	9	0.003	2	2	0.123
100	100	0.036	Yes	Yes	92	92	0.018	Yes	Yes	8	8	0.000	0	0	0.611
71	68	0.321	Yes	Yes	55	55	0.013	Yes	Yes	15	13	0.660	1	1	0.135
52	50	0.321	Yes	Yes	36	34	0.366	Yes	Yes	15	15	0.000	1	1	0.135
345	323	1.176	Yes	Yes	259	262	0.164	Yes	Yes	74	56	2.198	12	6	2.164
396	396	0.008	Yes	Yes	344	344	0.003	Yes	Yes	41	41	0.006	11	11	0.039
133	132	0.074	Yes	Yes	103	103	0.010	Yes	Yes	23	23	0.002	7	6	0.287
149	132	1.465	Yes	Yes	108	108	0.045	Yes	Yes	27	22	1.087	14	2	4.016
242	226	1.021	Yes	Yes	184	182	0.161	Yes	Yes	44	36	1.308	14	9	1.537
316	316	0.012	Yes	Yes	271	272	0.079	Yes	Yes	36	36	0.037	9	7	0.608
1412	1245	4.592	Yes	Yes	1205	1074	3.890	Yes	Yes	162	134	2.325	45	37	1.217
811	790	0.749	Yes	Yes	658	633	0.973	Yes	Yes	117	138	1.874	36	18	3.386
1164	1180	0.459	Yes	Yes	1014	1010	0.126	Yes	Yes	109	128	1.757	41	42	0.093
540	525	0.661	Yes	Yes	417	426	0.435	Yes	Yes	91	80	1.199	32	19	2.599
24	29	0.919	Yes	Yes	23	23	0.010	Yes	Yes	1	5	2.445	0	0	0.786
8	12	1.405	Yes	Yes	6	10	1.546	Yes	Yes	2	2	0.000	0	0	0.373
348	276	4.055	Yes	Yes	310	245	3.872	Yes	Yes	31	31	0.052	7	0	3.604
449	450	0.062	Yes	Yes	398	402	0.213	Yes	Yes	38	38	0.021	13	10	0.828
10	18	2.078	Yes	Yes	8	17	2.626	Yes	Yes	0	0	0.490	2	0	1.624
29	29	0.010	Yes	Yes	24	24	0.002	Yes	Yes	2	2	0.000	3	3	0.025
149	140	0.790	Yes	Yes	118	117	0.137	Yes	Yes	26	23	0.629	5	0	3.064
425	358	3.385	Yes	Yes	388	321	3.548	Yes	Yes	30	30	0.024	7	7	0.016
697	713	0.617	Yes	Yes	600	614	0.578	Yes	Yes	81	82	0.145	15.5	16	0.207
901	905	0.128	Yes	Yes	829.25	832	0.080	Yes	Yes	65.75	67	0.103	6.25	7	0.275
257	240	1.091	Yes	Yes	230.75	217	0.943	Yes	Yes	24.75	22	0.575	1.5	1	0.258
300	280	1.158	Yes	Yes	277.75	261	1.025	Yes	Yes	20.5	18	0.584	1.25	1	0.320
600	613	0.557	Yes	Yes	516.25	528	0.501	Yes	Yes	69	70	0.161	14.25	15	0.242
762	765	0.134	Yes	Yes	698.5	701	0.084	Yes	Yes	58	59	0.085	5.25	6	0.355
315	344	1.565	Yes	Yes	246.9625	274	1.689	Yes	Yes	36.03745	37	0.204	32.20833	32	0.015
1023	1039	0.485	Yes	Yes	870.9389	884	0.449	Yes	Yes	109.8944	111	0.150	42.16667	43	0.105
2337	2299	0.776	Yes	Yes	1854.954	1820	0.821	Yes	Yes	192.7959	192	0.030	288.875	287	0.104
2794	2714	1.514	Yes	Yes	2171.954	2127	0.971	Yes	Yes	310.7959	278	1.916	310.875	309	0.089
427	428	0.040	Yes	Yes	313.0221	353	2.172	Yes	Yes	86.31124	54	3.838	27.5	21	1.349
3010	2889	2.237	Yes	Yes	2366.411	2259	2.237	Yes	Yes	333.4132	322	0.612	310.2868	307	0.161
1690	1675	0.363	Yes	Yes	1295.078	1282	0.364	Yes	Yes	234.4132	236	0.135	160.1757	156	0.309
3162	3126	0.637	Yes	Yes	2430.864	2394	0.752	Yes	Yes	458.1123	464	0.266	272.5655	268	0.274
591	588	0.146	Yes	Yes	509.2933	515	0.269	Yes	Yes	55.76972	51	0.720	26.30647	22	0.893
2570	2538	0.637	Yes	Yes	1921.571	1879	0.988	Yes	Yes	402.3426	413	0.543	246.2591	246	0.008
3501	3442	1.002	Yes	Yes	2724.824	2666	1.129	Yes	Yes	512.3913	510	0.101	263.7434	266	0.114

ID	Calibration / Validation	Area	Ref	Site Location	Dir	Date	Data Type	Duplicate?	Ref	A-Node	B-Node
1826	Calibration	AOI		MIDAS site at A14/1965J priority 1 on link 10605350	EB	Jan-16	TRADS	No	0074-3007	30074	30077
1827	Calibration	AOI		A14 TMU Site 6283/2 on link A14 eastbound within J5	EB	Jan-16	TRADS	No	0074-3008	30074	30081
1829	Calibration	AOI		A14 MIDAS site at A14/1977A priority 1 on link 106053	EB	Jan-16	TRADS	No	0082-3008	30082	30085
1831	Calibration	AOI		A14 / A12 Junc. - A14 WB Ent.	WB	Jan-16	MCC	No	0103-3009	30103	30099
1832	Calibration	AOI		A14 TMU Site 6286/2 on link A14 westbound within J5	WB	Jan-16	TRADS	No	0103-3009	30103	30094
1834	Calibration	AOI		A14 MIDAS site at A14/1973B priority 1 on link 106053	WB	Jan-16	TRADS	No	0086-3008	30086	30084
1835	Calibration	AOI		A14 TMU Site 6284/1 on link A14 J57 westbound exi	WB	Jan-16	TRADS	No	0083-3008	30083	30080
1836	Calibration	AOI		A14 TMU Site 6284/2 on link A14 westbound within J5	WB	Jan-16	TRADS	No	0083-3007	30083	30076
1838	Validation	AOI		A14 MIDAS site at A14/1957B priority 1 on link 106047	WB	Jan-16	TRADS	No	0072-3007	30072	30070
1840	Calibration	AOI		A14 MIDAS site at A14/1913B priority 1 on link 106049	WB	Jan-16	TRADS	No	0059-3005	30059	30056
1841	Calibration	AOI		A14 TMU Site 6280/1 on link A14 J55 westbound exi	WB	Jan-16	TRADS	No	0051-3079	30051	30798
1842	Calibration	AOI		A14 TMU Site 6280/2 on link A14 westbound within J5	WB	Jan-16	TRADS	No	0051-3004	30051	30043
1844	Calibration	AOI		A14 MIDAS site at A14/1861B priority 1 on link 106047	WB	Jan-16	TRADS	No	0035-3003	30035	30031
1845	Calibration	AOI		A14 MIDAS site at A14/1855L priority 1 on link 121033	WB	Jan-16	TRADS	No	0025-3002	30025	30026
1846	Calibration	AOI		A14 TMU Site 6293/1 on link A14 J53 westbound exi	WB	Jan-16	TRADS	No	0005-3000	30005	30006
1847	Calibration	AOI		A14 TMU Site 6293/2 on link A14 westbound within J5	WB	Jan-16	TRADS	No	0005-3000	30005	30002
1849	Calibration	AOI		A14 MIDAS site at A14/1813B priority 1 on link 106063	WB	Jan-16	TRADS	No	0024-5002	50024	50022
1850	Calibration	AOI		A14 MIDAS site at A14/1811L priority 1 on link 106046	WB	Jan-16	TRADS	No	0021-5001	50021	50018
1853	Calibration	SEGWay	2	Main Road Near School Lane	EB	Jan-17	ATC	No	5496-3181	5496	3181
1854	Calibration	SEGWay	2	Main Road Near School Lane	WB	Jan-17	ATC	No	3181-5496	3181	5496
1855	Calibration	SEGWay	3	Mitford Road	EB	Jan-17	ATC	No	7328-7327	7328	7327
1856	Calibration	SEGWay	3	Mitford Road	WB	Jan-17	ATC	No	7327-7328	7327	7328
1859	Validation	SEGWay	5	Park Road South of Harrow Lane	NB	Jan-17	ATC	No	6017-7328	6017	7328
1860	Validation	SEGWay	5	Park Road South of Harrow Lane	SB	Jan-17	ATC	No	7328-6017	7328	6017
1861	Calibration	SEGWay	6	Farnham Road	NB	Jan-17	ATC	No	7348-3179	7348	3179
1862	Calibration	SEGWay	6	Farnham Road	SB	Jan-17	ATC	No	3179-7348	3179	7348
1865	Calibration	SEGWay	8	Langham Road Connecting A12	NB	Jan-17	ATC	No	7365-7304	7365	7304
1866	Calibration	SEGWay	8	Langham Road Connecting A12	SB	Jan-17	ATC	No	7304-7365	7304	7365
1871	Calibration	SEGWay	11	Church Road	EB	Jan-17	ATC	No	7342-7366	7342	7366
1872	Calibration	SEGWay	11	Church Road	WB	Jan-17	ATC	No	7366-7342	7366	7342
1875	Calibration	SEGWay	13	A12 Near Park Cottage	EB	Jan-17	ATC	No	7351-7303	7351	7303
1876	Calibration	SEGWay	13	A12 Near Park Cottage	WB	Jan-17	ATC	No	7303-7351	7303	7351
1877	Calibration	SEGWay	14	Buttons Road	NB	Jan-17	ATC	No	7351-7321	7351	7321
1878	Calibration	SEGWay	14	Buttons Road	SB	Jan-17	ATC	No	7321-7351	7321	7351
1879	Calibration	AOI	15	Bell Lane	NB	Jan-17	ATC	No	5849-7317	5849	7317
1880	Calibration	AOI	15	Bell Lane	SB	Jan-17	ATC	No	7317-5849	7317	5849
1885	Validation	AOI	18	A12 Near Whin Belt	EB	Jan-17	ATC	No	5957-7300	5957	7300
1886	Validation	AOI	18	A12 Near Whin Belt	WB	Jan-17	ATC	No	7300-5957	7300	5957
1889	Calibration	AOI	20	The Street Near The Lodge	NB	Jan-17	ATC	No	3177-7310	3177	7310
1890	Calibration	AOI	20	The Street Near The Lodge	SB	Jan-17	ATC	No	7310-3177	7310	3177
1891	Calibration	AOI	21	Main Road Near School Lane	EB	Jan-17	ATC	No	3154-3177	3154	3177
1892	Calibration	AOI	21	Main Road Near School Lane	WB	Jan-17	ATC	No	3177-3154	3177	3154
1895	Validation	SEGWay	23	Hall Road Near Silverlace Green	EB	Jan-17	ATC	No	7314-7322	7314	7322
1896	Validation	SEGWay	23	Hall Road Near Silverlace Green	WB	Jan-17	ATC	No	7322-7314	7322	7314
1897	Validation	SEGWay	24	Lane Connecting B1119	NB	Jan-17	ATC	No	7353-7315	7353	7315
1898	Validation	SEGWay	24	Lane Connecting B1119	SB	Jan-17	ATC	No	7315-7353	7315	7353
1899	Calibration	SEGWay	25	The Street Near Tyw Cottage	NB	Jan-17	ATC	No	5481-7369	5481	7369
1900	Calibration	SEGWay	25	The Street Near Tyw Cottage	SB	Jan-17	ATC	No	7369-5481	7369	5481
1901	Validation	SEGWay	26	Woodbridge Road	NB	Jan-17	ATC	No	5483-3169	5483	3169
1902	Validation	SEGWay	26	Woodbridge Road	SB	Jan-17	ATC	No	3169-5483	3169	5483
1903	Validation	SEGWay	27	Orford Road	EB	Jan-17	ATC	No	3168-3166	3168	3166
1904	Validation	SEGWay	27	Orford Road	WB	Jan-17	ATC	No	3166-3168	3166	3168
1905	Calibration	SEGWay	28	A22 Near Middleton Road	NB	Jan-17	ATC	No	3216-5891	3216	5891
1906	Calibration	SEGWay	28	A22 Near Middleton Road	SB	Jan-17	ATC	No	5891-3216	5891	3216
1907	Calibration	SEGWay	29	Middleton Road Connecting A12	EB	Jan-17	ATC	No	3216-5856	3216	5856
1908	Calibration	SEGWay	29	Middleton Road Connecting A12	WB	Jan-17	ATC	No	5856-3216	5856	3216
1909	Calibration	SEGWay	30	Mill Lane East of Stratford St Andrew	EB	Jan-17	ATC	No	7376-1300	7376	1300
1910	Calibration	SEGWay	30	Mill Lane East of Stratford St Andrew	WB	Jan-17	ATC	No	1300-7376	1300	7376
1911	Calibration	AOI	31	A12 South Of B1078	NB	Jan-17	ATC	No	5772-3170	5772	3170
1912	Calibration	AOI	31	A12 South Of B1078	SB	Jan-17	ATC	No	3171-5774	3171	5774
1915	Validation	SEGWay	33	Abbey Lane	NB	Jan-17	ATC	No	5519-5520	5519	5520
1916	Validation	SEGWay	33	Abbey Lane	SB	Jan-17	ATC	No	5520-5519	5520	5519
1917	Calibration	SEGWay	34	King Georges Avenue	EB	Jan-17	ATC	No	6023-7333	6023	7333
1918	Calibration	SEGWay	34	King Georges Avenue	WB	Jan-17	ATC	No	7333-6023	7333	6023
1919	Validation	SEGWay	35	Lovers Lane	EB	Jan-17	ATC	No	7332-7333	7332	7333
1920	Validation	SEGWay	35	Lovers Lane	WB	Jan-17	ATC	No	7333-7332	7333	7332
1921	Calibration	AOI	36	Easton Road	NB	Jan-17	ATC	No	7309-5971	7309	5971
1922	Calibration	AOI	36	Easton Road	SB	Jan-17	ATC	No	5971-7309	5971	7309
2096	Calibration	AOI	1B	A12/B1078	Exit	Jan-17	ANPR/MCC	No	3177-3178	3177	3178
2097	Calibration	AOI	1B	A12/B1078	pproac	Jan-17	ANPR/MCC	No	3174-3176	3174	3176
2102	Calibration	AOI	1E	A12/B1078	pproac	Jan-17	ANPR/MCC	No	3170-3172	3170	3172
2103	Calibration	AOI	1E	A12/B1078	Exit	Jan-17	ANPR/MCC	No	3173-3171	3173	3171
2106	Validation	SEGWay	2A	A12/A1094	pproac	Jan-17	MCC	No	6017-3179	6017	3179
2107	Validation	SEGWay	2A	A12/A1094	Exit	Jan-17	MCC	No	3179-6017	3179	6017
2120	Calibration	AOI	1	Saw Hill North of Pigeons Lane	NB	Jan-17	ATC	No	0035-5003	50035	50034
2121	Calibration	AOI	1	Saw Hill North of Pigeons Lane	SB	Jan-17	ATC	No	0034-5003	50034	50035
2122	Calibration	AOI	3	Burstall Lane West of B1113	EB	Jan-17	ATC	No	5640-3013	5640	30135
2123	Calibration	AOI	3	Burstall Lane West of B1113	WB	Jan-17	ATC	No	30135-5640	30135	5640
2124	Calibration	AOI	6	Somersham Road East of The Beeches	EB	Jan-17	ATC	No	5643-5002	5643	50029
2125	Calibration	AOI	6	Somersham Road East of The Beeches	WB	Jan-17	ATC	No	50029-5643	50029	5643
2126	Calibration	AOI	11	Henley Road	NB	Jan-17	ATC	No	0083-5008	50083	50084
2127	Calibration	AOI	11	Henley Road	SB	Jan-17	ATC	No	0084-5008	50084	50083
2128	Calibration	AOI	12	Westerfield Road	NB	Jan-17	ATC	No	0536-5008	30536	50082
2129	Calibration	AOI	12	Westerfield Road	SB	Jan-17	ATC	No	0082-3053	50082	30536
2130	Calibration	AOI	13	Clopton Road	NB	Jan-17	ATC	No	0077-5008	50077	50080
2131	Calibration	AOI	13	Clopton Road	SB	Jan-17	ATC	No	0080-5007	50080	50077
2132	Calibration	AOI	14	med Road[30M]Btwn Holly Lane And Grundisburgh R	NB	Jan-17	ATC	No	0065-5006	50065	50063
2133	Calibration	AOI	14	med Road[30M]Btwn Holly Lane And Grundisburgh R	SB	Jan-17	ATC	No	0063-5006	50063	50065

AM Peak																
ALL VEHICLES					CAR					LGV			HGV			
Observed	Modelled	GEH	GEH Pass?	Flow Pass?	Observed	Modelled	GEH	GEH Pass?	Flow Pass?	Observed	Modelled	GEH	Observed	Modelled	GEH
1550	1526	0.601	Yes	Yes	1319.256	1301	0.514	Yes	Yes	171.2789	169	0.194	59.13202	57	0.322
1951	1916	0.806	Yes	Yes	1405.568	1366	1.075	Yes	Yes	341.1124	341	0.013	204.6114	209	0.300
2152	2119	0.724	Yes	Yes	1523.374	1499	0.622	Yes	Yes	389.1276	387	0.128	239.4721	233	0.440
533	675	5.781	No	No	455.7453	597	6.160	No	No	56.49735	57	0.089	20.71569	21	0.016
1128	1078	1.525	Yes	Yes	763.588	738	0.924	Yes	Yes	85.39154	84	0.182	279.2843	256	1.448
2317	2236	1.708	Yes	Yes	1742.588	1670	1.767	Yes	Yes	245.3915	249	0.234	329.2843	317	0.678
512	480	1.424	Yes	Yes	450.12	440	0.465	Yes	Yes	31.22842	20	2.260	30.15158	20	2.099
1806	1756	1.179	Yes	Yes	1273.671	1229	1.255	Yes	Yes	234.3915	229	0.336	297.701	297	0.016
2546	2534	0.235	Yes	Yes	1774.302	1795	0.490	Yes	Yes	413.9129	387	1.360	357.5769	352	0.285
2385	2328	1.182	Yes	Yes	1574.209	1546	0.707	Yes	Yes	422.5858	404	0.931	388.6222	378	0.538
1151	1068	2.502	Yes	Yes	820.7621	802	0.664	Yes	Yes	198.1485	187	0.774	132.099	78	5.229
1234	1260	0.735	Yes	Yes	753.4466	744	0.328	Yes	Yes	224.4373	216	0.550	256.5232	300	2.585
2341	2299	0.863	Yes	Yes	1526.984	1539	0.313	Yes	Yes	404.5141	363	2.137	409.4186	397	0.597
277	244	2.063	Yes	Yes	198.6771	200	0.062	Yes	Yes	58.36842	30	4.221	20.20445	14	1.466
454	449	0.224	Yes	Yes	390.9626	386	0.247	Yes	Yes	55.98078	56	0.005	7.223327	7	0.059
1901	1863	0.873	Yes	Yes	1142.344	1136	0.176	Yes	Yes	357.1649	336	1.125	400.9908	390	0.554
2694	2657	0.705	Yes	Yes	1777.686	1788	0.240	Yes	Yes	490.7549	448	1.987	425.1843	422	0.172
706	699	0.280	Yes	Yes	539.8405	541	0.051	Yes	Yes	105.987	106	0.007	60.42251	52	1.158
151	164	1.079	Yes	Yes	121.6049	134	1.096	Yes	Yes	20.93752	20	0.216	8.402386	11	0.693
141	131	0.867	Yes	Yes	113.3715	100	1.342	Yes	Yes	19.51992	20	0.047	7.833492	11	1.140
8	9	0.273	Yes	Yes	6.387127	7	0.237	Yes	Yes	1.099714	1	0.330	0.441324	1	0.595
8	28	4.782	Yes	Yes	6.387127	27	5.101	No	Yes	1.099714	1	0.605	0.441324	0	0.078
4	1	1.973	Yes	Yes	3.597088	1	1.986	Yes	Yes	0.735996	0	0.606	0	0	0.437
5	32	6.233	No	Yes	4.837463	28	5.699	No	Yes	0.490664	4	2.473	0	0	0.597
261	263	0.109	Yes	Yes	210.376	229	1.251	Yes	Yes	36.22182	34	0.404	14.53609	0	5.310
316	224	5.614	No	Yes	254.7865	183	4.822	Yes	Yes	43.86826	39	0.718	17.60467	1	5.285
6	31	5.602	No	Yes	5.189541	28	5.538	No	Yes	0.893517	2	1.162	0.358575	1	0.252
7	23	4.269	No	Yes	5.28934	21	4.381	Yes	Yes	0.9107	2	0.553	0.365471	0	0.311
12	43	6.024	No	Yes	9.480892	39	6.060	No	Yes	1.632387	4	1.315	0.65509	0	0.801
16	8	2.364	Yes	Yes	12.87405	6	2.323	Yes	Yes	2.21661	1	0.988	0.889543	1	0.186
584	609	1.032	Yes	Yes	452.7533	462	0.439	Yes	Yes	98.22347	106	0.793	32.68402	40	1.288
788	801	0.463	Yes	Yes	611.2829	620	0.363	Yes	Yes	132.616	137	0.337	44.12818	44	0.017
40	58	2.628	Yes	Yes	32.23503	57	3.660	Yes	Yes	5.550117	2	1.943	2.227305	0	2.104
33	15	3.738	Yes	Yes	26.4467	12	3.276	Yes	Yes	4.553502	2	1.155	1.827355	0	1.684
30	60	4.515	Yes	Yes	24.15133	53	4.661	Yes	Yes	4.158292	5	0.589	1.668754	2	0.060
47	23	4.090	Yes	Yes	37.52437	10	5.652	No	Yes	6.460817	7	0.113	2.592776	6	1.567
593	668	2.994	Yes	Yes	459.9442	514	2.444	Yes	Yes	99.78352	112	1.200	33.20313	42	1.451
844	743	3.574	Yes	Yes	654.5656	551	4.234	Yes	No	142.006	142	0.043	47.25274	51	0.537
276	260	0.984	Yes	Yes	222.0525	208	0.924	Yes	Yes	38.23223	39	0.130	15.34289	12	0.905
379	441	3.080	Yes	Yes	304.9853	368	3.448	Yes	Yes	52.51132	48	0.691	21.0732	25	0.827
199	158	3.034	Yes	Yes	160.0774	118	3.535	Yes	Yes	27.56157	34	1.225	11.06067	5	1.962
211	163	3.491	Yes	Yes	170.0573	111	4.937	Yes	Yes	29.27987	34	0.777	11.75024	18	1.667
41	23	3.048	Yes	Yes	32.63423	20	2.496	Yes	Yes	5.618849	3	1.103	2.254887	0	1.917
44	67	3.019	Yes	Yes	35.72799	65	4.079	Yes	Yes	6.151523	2	1.916	2.468653	0	2.210
13	27	3.287	Yes	Yes	10.07969	22	3.015	Yes	Yes	1.735485	3	0.850	0.696464	2	1.062
25	47	3.616	Yes	Yes	20.05957	41	3.800	Yes	Yes	3.453788	4	0.041	1.386032	2	0.407
243	164	5.529	No	Yes	195.6058	132	4.971	Yes	Yes	33.67873	28	1.032	13.51553	4	3.208
377	354	1.239	Yes	Yes	303.9873	284	1.169	Yes	Yes	52.33949	52	0.041	21.00424	18	0.760
131	107	2.173	Yes	Yes	105.2424	88	1.759	Yes	Yes	18.12028	16	0.634	7.271808	3	1.636
129	144	1.270	Yes	Yes	104.2989	109	0.414	Yes	Yes	17.95782	26	1.675	7.206612	10	0.941
40	95	6.640	No	Yes	32.37919	82	6.555	No	Yes	5.574937	13	2.352	2.237265	0	1.971
33	45	1.957	Yes	Yes	26.52432	35	1.572	Yes	Yes	4.566866	9	1.605	1.832718	1	0.522
465	578	4.961	Yes	No	360.5202	452	4.557	Yes	Yes	78.21377	79	0.068	26.02576	47	3.446
586	554	1.328	Yes	Yes	454.6608	435	0.943	Yes	Yes	98.6373	85	1.394	32.82172	34	0.266
150	118	2.797	Yes	Yes	120.7566	97	2.241	Yes	Yes	20.79146	19	0.383	8.343772	1	3.322
118	126	0.696	Yes	Yes	95.10832	91	0.398	Yes	Yes	16.37542	20	0.865	6.571583	14	2.416
30	47	2.805	Yes	Yes	24.19125	42	3.050	Yes	Yes	4.165165	5	0.341	1.671513	1	0.680
25	17	1.646	Yes	Yes	20.03961	16	0.952	Yes	Yes	3.450351	1	1.712	1.384652	0	1.048
634	761	4.812	Yes	No	491.7407	596	4.464	Yes	No	106.6817	117	1.002	35.4985	48	1.916
1053	995	1.789	Yes	Yes	816.622	789	0.972	Yes	Yes	177.1637	144	2.586	58.9515	62	0.395
54	74	2.570	Yes	Yes	43.21291	59	2.148	Yes	Yes	7.44025	9	0.521	2.985829	7	1.696
25	37	2.116	Yes	Yes	20.05957	27	1.343	Yes	Yes	3.453788	5	0.635	1.386032	5	2.162
153	217	4.687	Yes	Yes	123.4512	181	4.687	Yes	Yes	21.2554	34	2.467	8.529956	1	3.168
69	41	3.737	Yes	Yes	55.28857	26	4.540	Yes	Yes	9.519396	13	1.015	3.820207	2	1.239
161	61	9.527	No	No	129.7385	48	8.608	No	Yes	22.33793	8	3.612	8.964384	4	1.942
45	43	0.304	Yes	Yes	36.52638	25	2.078	Yes	Yes	6.288987	13	2.266	2.523819	5	1.239
105	73	3.433	Yes	Yes	84.74349	59	3.040	Yes	Yes	14.59084	11	0.983	5.855417	3	1.488
130	147	1.438	Yes	Yes	104.8886	132	2.489	Yes	Yes	18.05936	12	1.439	7.247359	3	2.034
130	127	0.204	Yes	Yes	95.2608	95	0.014	Yes	Yes	26.49586	26	0.116	7.97563	6	0.589
125	126	0.069	Yes	Yes	90.2993	91	0.047	Yes	Yes	28.45851	29	0.041	5.981723	6	0.043
170	220	3.569	Yes	Yes	128.0067	177	3.973	Yes	Yes	30.42117	31	0.110	11.96345	12	0.058
381	378	0.151	Yes	Yes	334.4051	329	0.287	Yes	Yes	29.43984	32	0.386	16.94821	17	0.038
642	654	0.492	Yes	Yes	444.5504	505	2.755	Yes	Yes	148.1805	108	3.512	48.85073	41	1.147
769	777	0.298	Yes	Yes	640.0335	603	1.466	Yes	Yes	102.0581	130	2.577	26.91775	44	2.868
431	526	4.337	Yes	Yes	391.4941	465	3.556	Yes	Yes	34.56455	31	0.569	5.095541	30	5.892
197	205	0.560	Yes	Yes	165.9079	168	0.153	Yes	Yes	31.18442	30	0.203	0.332318	7	3.604
281	81	14.872	No	No	266.4013	66	15.552	No	No	12.8663	12	0.380	1.440044	3	1.206
93	101	0.850	Yes	Yes	87.69733	83	0.462	Yes	Yes	4.034349	9	2.055	1.218499	9	3.319
186	167	1.472	Yes	Yes	175.4769	146	2.346	Yes	Yes	10.30394	20	2.422	0.623096	1	0.790
110	368	16.677	No	No	99.59638	305	14.416	No	No	9.445282	55	8.019	0.872335	8	3.423
318	282	2.099	Yes	Yes	300.037	257	2.601	Yes	Yes	16.79161	20	0.835	1.329272	5	1.970
401	220	10.299	No	No	379.517	207	10.108	No	No	19.40849	12	1.844	2.10468	1	0.874
149	131	1.465	Yes	Yes	134.0708	112	1.970	Yes	Yes	12.64823	14	0.455	1.883135	5	1.571
196	240	2.984	Yes	Yes	184.5678	220	2.507	Yes	Yes	9.81328	16	1.695	1.550817	4	1.400
38	94	6.892	No	Yes	34.17922	89	6.988	No	Yes	3.598203	5	0.623	0.221545	0	0.384
93	92	0.145	Yes	Yes	89.96853	88	0.245	Yes	Yes	1.962656	4	0.941	1.107726	0	0.724
147	258	7.781	No	No	140.4105	232	6.695	No	Yes	6.255966	24	4.598	0.623096	2	1.287
301	411	5.827	No	No	286.0305	376	4.920	Yes	Yes	11.77594	17	1.295	2.866242	18	4.758

ID	Calibration / Validation	Area	Ref	Site Location	Dir	Date	Data Type	Duplicate?	Ref	A-Node	B-Node
2134	Calibration	AOI	15	Ipswich Road[60M]North Of Culpho	NB	Jan-17	ATC	No	0074-5007	50074	50073
2135	Calibration	AOI	15	Ipswich Road[60M]North Of Culpho	SB	Jan-17	ATC	No	0073-5007	50073	50074
2136	Calibration	AOI	16	Lodge Road[30M]East Of Manor House Road	NB	Jan-17	ATC	No	0313-5005	30313	50059
2137	Calibration	AOI	16	Lodge Road[30M]East Of Manor House Road	SB	Jan-17	ATC	No	0059-3031	50059	30313
2138	Calibration	AOI	19	Sandy Lane[60M]East Of Top Street	EB	Jan-17	ATC	No	0329-7033	70329	70330
2139	Calibration	AOI	19	Sandy Lane[60M]East Of Top Street	WB	Jan-17	ATC	No	0330-7032	70330	70329
2140	Calibration	AOI	20	School Lane[60M]East Of Viking Heights	NB	Jan-17	ATC	No	0580-3030	30580	30309
2141	Calibration	AOI	20	School Lane[60M]East Of Viking Heights	SB	Jan-17	ATC	No	0309-3058	30309	30580
2143	Calibration	AOI	21	9-021 Suffolk. Newbourne Road East of A12. Westb	WB	Jan-17	ATC	No	0613-3061	30613	30611
2144	Calibration	AOI	22	uffolk. Main Road East of Road Connects Seven Hill	EB	Jan-17	ATC	No	0356-3061	30356	30618
2145	Calibration	AOI	22	uffolk. Main Road East of Road Connects Seven Hill	WB	Jan-17	ATC	No	0618-3035	30618	30356
2146	Calibration	AOI	24	9-024 Suffolk. Felixstowe Road East of A1156. Easti	EB	Jan-17	ATC	No	0259-3034	30259	30349
2147	Calibration	AOI	24	-024 Suffolk. Felixstowe Road East of A1156. West	WB	Jan-17	ATC	No	0349-3025	30349	30259
2148	Calibration	AOI	25	25 Suffolk. The Street South of Felixstowe Road. No	NB	Jan-17	ATC	No	0263-3025	30263	30258
2149	Calibration	AOI	25	5 Suffolk. The Street South of Felixstowe Road. So	SB	Jan-17	ATC	No	0258-3026	30258	30263
2150	Calibration	AOI	26	39-026 Suffolk. Nacton Road South of A14. Northbo	NB	Jan-17	ATC	No	0260-3008	30260	30080
2152	Validation	AOI	32	14139-032 Suffolk. B1067 East of A14. Eastbound	EB	Jan-17	ATC	No	0744-3078	30744	30780
2153	Validation	AOI	32	14139-032 Suffolk. B1067 East of A14. Westbound	WB	Jan-17	ATC	No	0780-3074	30780	30744
2155	Validation	AOI	33	k. Sproughton Road East of A14 West of Farthing F	WB	Jan-17	ATC	No	0739-3002	30739	30029
2156	Validation	AOI	34	9-034 Suffolk. A1071 West of Hadleigh Road. Eastb	EB	Jan-17	ATC	No	0034-3015	50034	30150
2157	Validation	AOI	34	9-034 Suffolk. A1071 West of Hadleigh Road. Westb	WB	Jan-17	ATC	No	0150-5003	30150	50034
2158	Validation	AOI	36	9-036 Suffolk. Scrivener Drive East of A1214. Eastb	EB	Jan-17	ATC	No	5729-30159	5729	30159
2159	Validation	AOI	36	9-036 Suffolk. Scrivener Drive East of A1214.Westb	WB	Jan-17	ATC	No	30159-573	30159	5731
2160	Calibration	AOI	38	38 Suffolk. Bramford Lane East of Cromer Road. No	NB	Jan-17	ATC	No	0266-3082	20266	30829
2161	Calibration	AOI	38	38 Suffolk. Bramford Lane East of Cromer Road. So	SB	Jan-17	ATC	No	0829-2026	30829	20266
2162	Calibration	AOI	40	Dale Hale Lane South Of Larchcroft Road	NB	Jan-17	ATC	No	0828-3082	30828	30827
2163	Calibration	AOI	40	Dale Hale Lane South Of Larchcroft Road [30M]	SB	Jan-17	ATC	No	0827-3082	30827	30828
2164	Calibration	AOI	43	Hadleigh Road West Of Dunlop Road [30M]	EB	Jan-17	ATC	No	0146-3078	30146	30782
2165	Calibration	AOI	43	Hadleigh Road West Of Dunlop Road [30M]	WB	Jan-17	ATC	No	0782-3014	30782	30146
2166	Calibration	AOI	44	A1214 East Dickens Road	NB	Jan-17	ATC	No	0381-3014	30381	30148
2167	Calibration	AOI	44	A1214 East Dickens Road	SB	Jan-17	ATC	No	0148-3038	30148	30381
2168	Calibration	AOI	45	Ancaster Rd [30M]	NB	Jan-17	ATC	No	0171-3016	30171	30167
2169	Calibration	AOI	45	Ancaster Rd [30M]	SB	Jan-17	ATC	No	0167-3017	30167	30171
2170	Calibration	AOI	47	Maidenhead Approach [30M]	NB	Jan-17	ATC	No	0194-3020	30194	30206
2171	Calibration	AOI	47	Maidenhead Approach [30M]	SB	Jan-17	ATC	No	0206-3019	30206	30194
2172	Calibration	AOI	48	Rushmere Road West Of Humber Douchy Lane [30M	NB	Jan-17	ATC	No	0446-3032	30446	30320
2173	Calibration	AOI	48	Rushmere Road West Of Humber Douchy Lane [30M	SB	Jan-17	ATC	No	0320-3044	30320	30446
2174	Calibration	AOI	51	Foxhall Road W Of Chilton Road [30]	EB	Jan-17	ATC	No	0445-3044	30445	30442
2175	Calibration	AOI	51	Foxhall Road W Of Chilton Road [30]	WB	Jan-17	ATC	No	0442-3044	30442	30445
2176	Validation	AOI	54	Martlesham Road[30M]West Of A12	EB	Jan-17	ATC	No	0392-3031	30392	30310
2177	Validation	AOI	54	Martlesham Road[30M]West Of A12	WB	Jan-17	ATC	No	0310-3039	30310	30392
2178	Validation	AOI	56	Foxhall Road[60M]West Of A12	EB	Jan-17	ATC	No	0280-3060	30280	30609
2180	Validation	AOI	60	Bucklesham Road West Of A12 [60M]	EB	Jan-17	ATC	No	0268-3035	30268	30355
2181	Validation	AOI	60	Bucklesham Road West Of A12 [60M]	WB	Jan-17	ATC	No	0355-3026	30355	30268
2182	Validation	AOI	62A	Crown Street [30m]	EB	Jan-17	ATC	No	0066-7030	10066	70307
2183	Validation	AOI	62A	Crown Street [30m]	WB	Jan-17	ATC	No	0307-1006	70307	10066
2184	Validation	AOI	62B	Fonnereau Road [30m]	NB	Jan-17	ATC	No	0028-2003	10028	20033
2185	Validation	AOI	62B	Fonnereau Road [30m]	SB	Jan-17	ATC	No	0033-1002	20033	10028
2190	Validation	AOI	65	A1022 [30m]	EB	Jan-17	ATC	No	0084-1004	10084	10042
2193	Validation	AOI	66	College St East Of Foundary Lane [30m]	WB	Jan-17	ATC	No	0011-1011	10011	10115
2194	Calibration	AOI	67	Graham Road North of Anglesea road [30m]	NB	Jan-17	ATC	No	0029-2025	20029	20259
2195	Calibration	AOI	67	Graham Road North of Anglesea road [30m]	SB	Jan-17	ATC	No	0259-2002	20259	20029
2196	Calibration	AOI	68	Paget Road North of Anglesea Road [30m]	NB	Jan-17	ATC	No	0304-2026	20304	20260
2197	Calibration	AOI	68	Paget Road North of Anglesea Road [30m]	SB	Jan-17	ATC	No	0260-2030	20260	20304
2198	Calibration	AOI	69	Warrington Road N of Anglesea Road [30m]	NB	Jan-17	ATC	No	0301-2008	20301	20085
2199	Calibration	AOI	69	Warrington Road N of Anglesea Road [30m]	SB	Jan-17	ATC	No	0085-2030	20085	20301
2200	Calibration	AOI	70	Henley Road [30m]	NB	Jan-17	ATC	No	0031-2004	20031	20041
2201	Calibration	AOI	70	Henley Road [30m]	SB	Jan-17	ATC	No	0041-2003	20041	20031
2202	Calibration	AOI	71	Bolton Road	NB	Jan-17	ATC	No	0320-2003	20320	20035
2203	Calibration	AOI	71	Bolton Road	SB	Jan-17	ATC	No	0035-2032	20035	20320
2204	Calibration	AOI	72 A	Cobbald St	WB	Jan-17	ATC	No	0086-1008	10086	10087
2206	Validation	AOI	84	A137	SB	Jan-17	ATC	No	0221-3006	30221	30061
2207	Validation	AOI	85	The Strand	NB	Jan-17	ATC	No	0049-3022	50049	30222
2208	Validation	AOI	85	The Strand	SB	Jan-17	ATC	No	0222-5004	30222	50049
2210	Validation	AOI	86	Nacton Road	SB	Jan-17	ATC	No	0778-3007	30778	30078
2212	Calibration	AOI	87 A	The Havens	SB	Jan-17	ATC	No	0663-3007	30663	30079
2213	Validation	AOI	88	Felixstowe Road	EB	Jan-17	ATC	No	0257-3025	30257	30258
2214	Validation	AOI	88	Felixstowe Road	WB	Jan-17	ATC	No	0258-3025	30258	30257
2215	Calibration	AOI	90	Tuddenham Road	NB	Jan-17	ATC	No	0541-3079	30541	30790
2216	Calibration	AOI	90	Tuddenham Road	SB	Jan-17	ATC	No	0790-3054	30790	30541
2217	Calibration	AOI	91	Sidegate Lane	EB	Jan-17	ATC	No	0327-3055	30327	30556
2218	Calibration	AOI	91	Sidegate Lane	WB	Jan-17	ATC	No	0556-3032	30556	30327
2219	Calibration	AOI	92	Renfrew road	NB	Jan-17	ATC	No	0770-3040	30770	30400
2220	Calibration	AOI	92	Renfew Road	SB	Jan-17	ATC	No	0400-3077	30400	30770
2221	Calibration	AOI	93	Humber Douchy Lane	NB	Jan-17	ATC	No	0300-3064	30300	30641
2222	Calibration	AOI	93	Humber Douchy Lane	SB	Jan-17	ATC	No	0641-3030	30641	30300
2223	Calibration	AOI	94	East of Humber Douchy Road	EB	Jan-17	ATC	No	0300-3056	30300	30562
2224	Calibration	AOI	94	East of Humber Douchy Road	WB	Jan-17	ATC	No	0562-3030	30562	30300
2225	Calibration	AOI	97	Bucklesham Road	EB	Jan-17	ATC	No	0440-3062	30440	30628
2226	Calibration	AOI	97	Bucklesham Road	WB	Jan-17	ATC	No	0628-3044	30628	30440
2227	Calibration	AOI	99	Lindbergh Road North of Campbell Road	NB	Jan-17	ATC	No	0435-3025	30435	30254
2228	Calibration	AOI	99	Lindbergh Road North of Campbell Road	SB	Jan-17	ATC	No	0254-3043	30254	30435
2229	Calibration	AOI	100	Nacton Road South of Landseer Road	NB	Jan-17	ATC	No	0671-3024	30671	30241
2230	Calibration	AOI	100	Nacton Road South of Landseer Road	SB	Jan-17	ATC	No	0241-3067	30241	30671
2231	Calibration	AOI	103	Cliff Lane East of Landseer Road	EB	Jan-17	ATC	No	0227-3068	30227	30686
2232	Calibration	AOI	103	Cliff Lane East of Landseer Road	WB	Jan-17	ATC	No	0686-3022	30686	30227
2233	Calibration	AOI	104	Holywell Road South of Patteson Road	NB	Jan-17	ATC	No	70114-3022	70114	30226
2234	Calibration	AOI	104	Holywell Road South of Patteson Road	SB	Jan-17	ATC	No	0226-7011	30226	70114

AM Peak																
ALL VEHICLES					CAR					LGV			HGV			
Observed	Modelled	GEH	GEH Pass?	Flow Pass?	Observed	Modelled	GEH	GEH Pass?	Flow Pass?	Observed	Modelled	GEH	Observed	Modelled	GEH
74	76	0.212	Yes	Yes	67.36614	71	0.396	Yes	Yes	5.451822	5	0.207	0.996954	0	1.403
108	157	4.250	Yes	Yes	104.6325	154	4.363	Yes	Yes	2.616875	2	0.269	0.443091	0	0.726
50	80	3.654	Yes	Yes	48.29193	65	2.227	Yes	Yes	1.417474	15	4.639	0.443091	0	0.901
49	55	0.750	Yes	Yes	45.20478	40	0.851	Yes	Yes	3.925312	8	1.583	0.221545	7	3.664
38	66	3.833	Yes	Yes	34.49621	62	4.016	Yes	Yes	3.611832	3	0.113	0.235392	0	0.146
49	54	0.661	Yes	Yes	46.25221	51	0.699	Yes	Yes	2.685023	2	0.257	0.124619	0	0.525
70	93	2.611	Yes	Yes	63.25913	81	2.113	Yes	Yes	6.255966	9	1.059	0.373858	3	2.052
78	77	0.126	Yes	Yes	71.56964	71	0.120	Yes	Yes	5.51997	6	0.155	1.246192	1	0.465
333	356	1.213	Yes	Yes	284.418	312	1.591	Yes	Yes	36.67714	33	0.686	12.08806	11	0.271
112	65	4.945	Yes	Yes	100.7185	55	5.132	No	Yes	9.445282	9	0.157	1.62005	1	0.633
86	46	4.813	Yes	Yes	80.74841	44	4.636	Yes	Yes	3.557314	1	1.644	1.246192	1	0.025
152	217	4.747	Yes	Yes	140.7826	188	3.660	Yes	Yes	10.05861	18	2.220	1.246192	10	3.796
151	65	8.254	No	Yes	138.798	28	12.100	No	No	10.05861	17	1.861	1.993908	20	5.426
95	60	4.011	Yes	Yes	90.54738	54	4.298	Yes	Yes	3.802646	4	0.228	0.747715	2	0.733
135	92	4.042	Yes	Yes	127.0144	59	6.996	No	Yes	6.74663	30	5.473	0.747715	2	0.917
129	126	0.200	Yes	Yes	124.3494	54	7.438	No	Yes	4.252421	38	7.379	0.110773	34	8.216
253	245	0.538	Yes	Yes	236.9657	214	1.549	Yes	Yes	14.17474	18	1.047	1.883135	12	3.941
242	287	2.790	Yes	Yes	225.3422	238	0.837	Yes	Yes	15.04703	39	4.600	1.66159	10	3.561
648	559	3.619	Yes	Yes	577.6993	414	7.336	No	No	58.11643	110	5.644	12.51731	35	4.653
943	964	0.690	Yes	Yes	870.6856	854	0.562	Yes	Yes	45.25013	76	3.994	26.80698	33	1.213
623	711	3.388	Yes	Yes	554.6443	627	2.994	Yes	Yes	60.51523	76	1.900	8.086403	7	0.364
501	514	0.609	Yes	Yes	471.6903	477	0.228	Yes	Yes	25.7326	23	0.514	3.212407	15	3.798
809	607	7.568	No	No	753.094	533	8.691	No	No	41.76096	64	3.082	13.73581	10	0.987
111	162	4.333	Yes	Yes	106.6949	158	4.459	Yes	Yes	3.162057	4	0.280	1.218499	0	1.561
404	253	8.353	No	No	389.0579	242	8.305	No	No	10.68557	11	0.206	4.652451	0	3.050
214	108	8.338	No	No	207.0023	103	8.348	No	No	6.74663	2	2.539	0.249238	4	2.392
317	219	5.936	No	Yes	306.6792	211	5.914	No	Yes	8.709286	5	1.611	1.246192	3	1.417
650	739	3.365	Yes	Yes	611.0006	681	2.756	Yes	Yes	33.47419	45	1.804	5.760177	13	2.387
294	355	3.392	Yes	Yes	224.6431	308	5.103	No	Yes	65.62631	43	3.141	3.863196	5	0.448
598	534	2.699	Yes	Yes	537.6412	494	1.925	Yes	Yes	45.57724	27	3.099	14.95431	13	0.493
702	692	0.372	Yes	Yes	638.5243	597	1.689	Yes	Yes	43.83265	66	2.944	19.8283	30	2.071
491	438	2.446	Yes	Yes	466.3103	420	2.185	Yes	Yes	19.38123	18	0.315	5.358627	0	3.274
249	235	0.912	Yes	Yes	225.0132	213	0.813	Yes	Yes	23.55187	22	0.321	0.623096	0	1.116
271	230	2.613	Yes	Yes	257.0875	222	2.274	Yes	Yes	12.6346	8	1.615	1.246192	0	1.203
174	172	0.144	Yes	Yes	161.7282	151	0.886	Yes	Yes	11.5306	21	2.375	0.623096	0	0.651
173	171	0.135	Yes	Yes	164.5656	163	0.136	Yes	Yes	7.850624	8	0.053	0.623096	0	0.259
253	246	0.429	Yes	Yes	242.9008	237	0.394	Yes	Yes	9.445282	9	0.204	0.498477	0	0.093
553	565	0.505	Yes	Yes	526.7579	540	0.579	Yes	Yes	19.25856	20	0.107	7.352534	5	0.749
469	469	0.012	Yes	Yes	446.3255	445	0.068	Yes	Yes	16.55991	19	0.615	6.35558	5	0.374
226	325	5.951	No	Yes	217.2861	284	4.194	Yes	Yes	8.859211	40	6.271	0.332318	2	1.468
93	127	3.194	Yes	Yes	88.87976	117	2.774	Yes	Yes	4.129755	7	1.330	0.346165	3	1.821
568	486	3.589	Yes	Yes	536.8343	432	4.744	Yes	No	26.00519	47	3.441	5.358627	7	0.530
101	72	3.155	Yes	Yes	91.78775	60	3.668	Yes	Yes	7.605292	11	1.137	1.993908	1	0.735
46	28	2.940	Yes	Yes	41.18045	24	2.958	Yes	Yes	4.170644	3	0.693	0.747715	1	0.321
364	356	0.402	Yes	Yes	334.0657	325	0.501	Yes	Yes	22.93854	24	0.311	6.604819	7	0.017
607	606	0.022	Yes	Yes	549.3332	543	0.266	Yes	Yes	47.22641	51	0.562	10.46801	12	0.514
163	188	1.900	Yes	Yes	153.1669	172	1.500	Yes	Yes	8.635687	12	1.155	1.196345	4	1.503
193	197	0.277	Yes	Yes	180.0106	170	0.721	Yes	Yes	6.673031	20	3.662	5.981723	6	0.009
1360	1399	1.044	Yes	Yes	1227.664	1256	0.793	Yes	Yes	118.5229	125	0.622	14.07617	18	0.993
1450	1526	1.972	Yes	Yes	1298.889	1342	1.197	Yes	Yes	128.9601	160	2.579	22.54381	24	0.323
30	0	7.765	No	Yes	29.27803	0	7.652	No	Yes	0.872292	0	1.321	0	0	0.000
83	174	8.015	No	Yes	80.59683	171	8.039	No	Yes	2.180729	3	0.480	0.110773	0	0.444
50	32	2.803	Yes	Yes	44.23231	29	2.477	Yes	Yes	3.829905	2	0.829	1.453891	0	1.586
49	146	9.840	No	Yes	44.68464	139	9.817	No	Yes	1.553769	6	2.273	2.810856	2	0.782
91	221	10.379	No	No	83.85909	216	10.777	No	No	7.087369	3	1.725	0.373858	2	1.539
149	39	11.262	No	No	144.5397	39	11.056	No	No	3.843535	1	2.015	0.360011	0	0.849
328	132	12.960	No	No	316.0547	116	13.606	No	No	10.54928	12	0.509	1.869288	4	1.009
827	550	10.531	No	No	800.8694	534	10.311	No	No	18.15457	11	1.942	7.601773	5	0.995
158	102	4.885	Yes	Yes	141.9902	97	4.078	Yes	Yes	15.21058	5	3.375	0.623096	0	0.729
409	297	5.986	No	No	393.6497	274	6.560	No	No	13.49326	20	1.649	1.993908	3	0.403
71	70	0.101	Yes	Yes	63.40833	63	0.010	Yes	Yes	7.237294	6	0.384	0.249238	0	0.128
999	1124	3.840	Yes	Yes	929.1444	981	1.680	Yes	Yes	51.55572	117	7.137	17.80928	25	1.637
712	641	2.715	Yes	Yes	664.812	569	3.871	Yes	Yes	40.9868	55	1.979	6.280809	18	3.386
409	331	4.090	Yes	Yes	363.4972	304	3.256	Yes	Yes	41.54289	24	2.970	4.320133	2	1.174
871	977	3.495	Yes	Yes	785.9014	800	0.514	Yes	Yes	59.31583	136	7.719	25.9208	41	2.681
493	499	0.273	Yes	Yes	426.3408	426	0.017	Yes	Yes	58.55257	59	0.001	8.418721	15	1.882
607	689	3.241	Yes	Yes	562.9649	590	1.134	Yes	Yes	40.34349	66	3.514	3.544725	33	6.918
573	534	1.640	Yes	Yes	542.7881	454	3.979	Yes	Yes	23.44284	60	5.638	6.424813	20	3.791
216	231	0.998	Yes	Yes	205.892	215	0.598	Yes	Yes	8.463954	15	1.870	1.869288	2	0.094
548	573	1.081	Yes	Yes	531.9391	541	0.406	Yes	Yes	14.59725	15	0.094	1.246192	17	5.230
218	218	0.023	Yes	Yes	199.6005	200	0.038	Yes	Yes	13.24793	13	0.068	4.73553	5	0.024
244	243	0.071	Yes	Yes	237.3495	237	0.043	Yes	Yes	5.642636	6	0.144	1.246192	0	0.850
204	204	0.007	Yes	Yes	189.6082	190	0.033	Yes	Yes	13.49326	13	0.130	0.747715	1	0.136
139	137	0.118	Yes	Yes	124.1027	123	0.059	Yes	Yes	14.22926	14	0.064	0.498477	0	0.998
110	113	0.245	Yes	Yes	103.5011	106	0.230	Yes	Yes	5.887968	6	0.054	0.747715	1	0.112
80	80	0.054	Yes	Yes	75.25113	75	0.082	Yes	Yes	4.538642	5	0.211	0.623096	0	0.325
189	329	8.678	No	No	177.7457	275	6.457	No	Yes	8.831952	51	7.678	2.866242	4	0.394
127	216	6.782	No	Yes	123.1692	188	5.191	No	Yes	3.189316	17	4.284	0.872335	11	4.269
138	78	5.715	No	Yes	109.1055	48	6.905	No	Yes	24.47738	24	0.064	4.07293	6	0.937
112	119	0.699	Yes	Yes	104.7428	97	0.814	Yes	Yes	5.778932	14	2.571	1.329272	9	3.363
164	65	9.196	No	Yes	154.724	62	8.938	No	Yes	8.068697	1	3.109	0.996954	2	1.007
116	60	6.016	No	Yes	108.6687	56	5.765	No	Yes	6.43315	2	2.425	0.996954	2	0.685
625	740	4.413	Yes	No	569.3896	662	3.694	Yes	Yes	38.27179	61	3.252	16.6159	17	0.162
557	641	3.444	Yes	Yes	511.1045	582	3.047	Yes	Yes	34.01937	46	1.934	11.96345	13	0.233
115	73	4.364	Yes	Yes	105.1049	58	5.240	No	Yes	8.937095	10	0.393	0.890137	5	2.281
198	128	5.510	No	Yes	187.9163	113	6.084	No	Yes	7.97329	9	0.481	2.385568	5	1.469
425	425	0.032	Yes	Yes	381.382	374	0.369	Yes	Yes	39.7983	42	0.309	3.987815	9	1.814
278	264	0.844	Yes	Yes	239.2684	221	1.230	Yes	Yes	32.27479	31	0.173	6.314041	12	1.895

ID	Calibration / Validation	Area	Ref	Site Location	Dir	Date	Data Type	Duplicate?	Ref	A-Node	B-Node
2235	Calibration	AOI	105	Cliff Road South of Patterson Road	NB	Jan-17	ATC	No	0076-7009	70076	70094
2236	Calibration	AOI	105	Cliff Road South of Patterson Road	SB	Jan-17	ATC	No	0094-7007	70094	70076
2237	Calibration	AOI	108	Between Hadham Road and Yarmouth Road	EB	Jan-17	ATC	No	0148-2001	30148	20014
2238	Calibration	AOI	108	Between Hadham Road and Yarmouth Road	WB	Jan-17	ATC	No	0014-3014	20014	30148
2239	Calibration	AOI	109	Between Beaconsfield Road and Yarmouth Road	EB	Jan-17	ATC	No	0819-2002	30819	20025
2240	Calibration	AOI	109	Between Beaconsfield Road and Yarmouth Road	WB	Jan-17	ATC	No	0025-3081	20025	30819
2241	Calibration	AOI	110	amford Lane Between All Saints and Brookshall Ro	NB	Jan-17	ATC	No	0145-3074	30145	30746
2242	Calibration	AOI	110	amford Lane Between All Saints and Brookshall Ro	SB	Jan-17	ATC	No	0746-3014	30746	30145
2243	Calibration	AOI	111	Norwich road Between Broom Hill and Westwood	NB	Jan-17	ATC	No	0027-2026	20027	20267
2244	Calibration	AOI	111	Norwich road Between Broom Hill and Westwood	SB	Jan-17	ATC	No	0267-2002	20267	20027
2245	Calibration	AOI	112	Dale Hall Lane North of Valley Road	NB	Jan-17	ATC	No	0043-2027	20043	20270
2246	Calibration	AOI	112	Dale Hall Lane North of Valley Road	SB	Jan-17	ATC	No	0270-2004	20270	20043
2247	Calibration	AOI	113	Henley Road N of Valley Road	NB	Jan-17	ATC	No	0044-3033	20044	30334
2248	Calibration	AOI	113	Henley Road N of Valley Road	SB	Jan-17	ATC	No	0334-2004	30334	20044
2249	Validation	AOI	114	Pownall Road	NB	Jan-17	ATC	No	0268-3076	70268	30760
2250	Validation	AOI	114	Pownall Road	SB	Jan-17	ATC	No	0760-7026	30760	70268
2251	Calibration	AOI	115	Scrivener Drive	NB	Jan-17	ATC	No	0162-3015	30162	30155
2252	Calibration	AOI	115	Scrivener Drive	SB	Jan-17	ATC	No	0155-3016	30155	30162
2253	Calibration	AOI	116	Robin Drive	NB	Jan-17	ATC	No	0165-3015	30165	30158
2254	Calibration	AOI	116	Robin Drive	SB	Jan-17	ATC	No	0158-3016	30158	30165
2255	Calibration	AOI	117	Lovetofts Drive	NB	Jan-17	ATC	No	0128-3012	30128	30123
2256	Calibration	AOI	117	Lovetofts Drive	SB	Jan-17	ATC	No	0123-3012	30123	30128
2257	Calibration	AOI	118	Felixstowe Road West Of Derby Road	NB	Jan-17	ATC	No	0246-7016	30246	70167
2258	Calibration	AOI	118	Felixstowe Road West Of Derby Road	SB	Jan-17	ATC	No	0167-3024	70167	30246
2259	Calibration	AOI	120	Landseer Road West Of Clapgate Lane	EB	Jan-17	ATC	No	0676-3023	30676	30235
2260	Calibration	AOI	120	Landseer Road West Of Clapgate Lane	WB	Jan-17	ATC	No	0235-3067	30235	30676
2261	Validation	AOI	121	Nacton Road E Of Felixstowe Road Junction	NB	Jan-17	ATC	No	0146-3024	70146	30245
2262	Validation	AOI	121	Nacton Road E Of Felixstowe Road Junction	SB	Jan-17	ATC	No	0245-7014	30245	70146
2263	Calibration	AOI	122	Ashcroft Road E Of Norwich Road	EB	Jan-17	ATC	No	0136-3047	30136	30477
2264	Calibration	AOI	122	Ashcroft Road E Of Norwich Road	WB	Jan-17	ATC	No	0477-3013	30477	30136
2266	Calibration	AOI	123	Grimwade St North Of Star Lane	SB	Jan-17	ATC	No	0104-1001	10104	10018
2267	Validation	AOI	124	Duke St South Of Pownhall Road	NB	Jan-17	ATC	No	0093-3075	70093	30758
2268	Validation	AOI	124	Duke St South Of Pownhall Road	SB	Jan-17	ATC	No	0758-7009	30758	70093
2269	Validation	AOI	125	Fore Hamlet East Of Pownhall Road	NB	Jan-17	ATC	No	0364-3076	70364	30760
2270	Validation	AOI	125	Fore Hamlet East Of Pownhall Road	SB	Jan-17	ATC	No	0760-7036	30760	70364
2273	Validation	AOI	127	Grey Friars Road	NB	Jan-17	ATC	No	0342-7022	70342	70226
2274	Validation	AOI	127	Grey Friars Road	SB	Jan-17	ATC	No	0226-7034	70226	70342
2275	Validation	AOI	128	Grafton Way	EB	Jan-17	ATC	No	0001-1006	20001	10060
2276	Validation	AOI	128	Grafton Way	WB	Jan-17	ATC	No	0060-2000	10060	20001
2277	Validation	AOI	129	39-129 Suffolk. Bond St North of Star Lane. Northbo	NB	Jan-17	ATC	No	0054-7026	10054	70264
2278	Validation	AOI	130	130 Suffolk. Spring Road West of Goring Road. Eas	EB	Jan-17	ATC	No	0064-2009	20064	20090
2279	Validation	AOI	130	130 Suffolk. Spring Road West of Goring Road. We	WB	Jan-17	ATC	No	0090-2006	20090	20064
2280	Calibration	AOI	131	131 Suffolk. Spring Road West of Railway Line. Eas	EB	Jan-17	ATC	No	0359-2006	70359	20067
2281	Calibration	AOI	131	131 Suffolk. Spring Road West of Railway Line. We	WB	Jan-17	ATC	No	0067-7035	20067	70359
2282	Validation	AOI	132	14139-132 Suffolk. Wherestead Road. Northbound	NB	Jan-17	ATC	No	0785-3021	30785	30218
2283	Validation	AOI	132	14139-132 Suffolk. Wherestead Road. Southbound	SB	Jan-17	ATC	No	0218-3078	30218	30785
2284	Validation	AOI	133	-133 Suffolk. Fore Street East of Grimwade St. East	EB	Jan-17	ATC	No	0062-7036	10062	70367
2285	Validation	AOI	133	133 Suffolk. Fore Street East of Grimwade St. Wes	WB	Jan-17	ATC	No	0367-1006	70367	10062
2286	Calibration	AOI	134	34 Suffolk. Fore Street North of Lower Orwell St. No	NB	Jan-17	ATC	No	0053-1005	10053	10051
2287	Calibration	AOI	134	34 Suffolk. Fore Street North of Lower Orwell St. So	SB	Jan-17	ATC	No	0051-1005	10051	10053
2288	Validation	AOI	135	-135 Suffolk. Foxhall Road Near Railway Line. East	EB	Jan-17	ATC	No	0076-2007	20076	20077
2289	Validation	AOI	135	-135 Suffolk. Foxhall Road Near Railway Line. West	WB	Jan-17	ATC	No	0077-2007	20077	20076
2290	Validation	AOI	136	14112-136 Suffolk. Wherry Quay. Eastbound	EB	Jan-17	ATC	No	0004-7000	70004	70003
2295	Calibration	AOI	72B	Christchurch Street	NB	Jan-17	ATC	No	0022-1008	10022	10086
2296	Calibration	AOI	72B	Christchurch Street	SB	Jan-17	ATC	No	0086-1002	10086	10022
2297	Calibration	AOI	1	Bridge Street/Gratfon Way - Arm A - College Street	pproac	May-17	MCC	No	0115-1001	10115	10010
2298	Calibration	AOI	1	Bridge Street/Gratfon Way - Arm A - Star Lane	Exit	May-17	MCC	No	0007-1004	10007	10041
2299	Calibration	AOI	1	Bridge Street/Gratfon Way - Arm B - Marina Access	Exit	May-17	MCC	No	0166-7003	70166	70035
2300	Calibration	AOI	1	Bridge Street/Gratfon Way - Arm B - Marina Access	pproac	May-17	MCC	No	0035-7016	70035	70166
2301	Calibration	AOI	1	Bridge Street/Gratfon Way - Arm C - Bridge St	pproac	May-17	MCC	No	0214-7016	30214	70166
2302	Calibration	AOI	1	Bridge Street/Gratfon Way - Arm C - Bridge St	Exit	May-17	MCC	No	0166-3021	70166	30214
2303	Calibration	AOI	1	Bridge Street/Gratfon Way - Arm D - Grafton Way	pproac	May-17	MCC	No	0319-1000	70319	10008
2304	Calibration	AOI	1	Bridge Street/Gratfon Way - Arm D - Grafton Way	Exit	May-17	MCC	No	0008-7031	10008	70319
2309	Calibration	AOI	2	Burrell Road/Bridge Street - Arm B - Dock St	Exit	May-17	MCC	No	0009-7001	70009	70010
2311	Calibration	AOI	2	Burrell Road/Bridge Street - Arm C - A137 Vernon St	pproac	May-17	MCC	No	0018-7000	70018	70009
2312	Calibration	AOI	2	Burrell Road/Bridge Street - Arm C - A137 Vernon St	Exit	May-17	MCC	No	0009-7001	70009	70018
2313	Calibration	AOI	2	Burrell Road/Bridge Street - Arm D - Burrell Rd	pproac	May-17	MCC	No	0213-3021	30213	30214
2314	Calibration	AOI	2	Burrell Road/Bridge Street - Arm D - Burrell Rd	Exit	May-17	MCC	No	0214-3021	30214	30213
2315	Calibration	AOI	3	Stoke Street/Burrell Road - Arm A - Burrell Rd W	pproac	May-17	MCC	No	0429-3021	30429	30213
2316	Calibration	AOI	3	Stoke Street/Burrell Road - Arm A - Burrell Rd W	Exit	May-17	MCC	No	0213-3042	30213	30429
2319	Calibration	AOI	3	Stoke Street/Burrell Road - Arm C - Stoke Street	pproac	May-17	MCC	No	0212-3021	30212	30213
2320	Calibration	AOI	3	Stoke Street/Burrell Road - Arm C - Stoke Street	Exit	May-17	MCC	No	0213-3021	30213	30212
2321	Calibration	AOI	4	/herstead Road/Hawes Street - Arm A - Hawes Stre	pproac	May-17	MCC	No	0051-3021	70051	30217
2322	Calibration	AOI	4	/herstead Road/Hawes Street - Arm A - Hawes Stre	Exit	May-17	MCC	No	0217-7005	30217	70051
2323	Calibration	AOI	4	/herstead Road/Hawes Street - Arm B - Virginia Stre	Exit	May-17	MCC	No	0217-7004	30217	70048
2324	Calibration	AOI	4	/herstead Road/Hawes Street - Arm B - Virginia Stre	pproac	May-17	MCC	No	0048-3021	70048	30217
2325	Calibration	AOI	4	/herstead Road/Hawes Street - Arm C - Rapier Stre	pproac	May-17	MCC	No	0786-3021	30786	30217
2326	Calibration	AOI	4	/herstead Road/Hawes Street - Arm C - Rapier Stre	Exit	May-17	MCC	No	0217-3078	30217	30786
2327	Calibration	AOI	4	tead Road/Hawes Street - Arm D - A137 Wherstead	pproac	May-17	MCC	No	0218-3021	30218	30217
2328	Calibration	AOI	4	tead Road/Hawes Street - Arm D - A137 Wherstead	Exit	May-17	MCC	No	0217-3021	30217	30218
2329	Calibration	AOI	4	erstead Road/Hawes Street - Arm E - Wherstead Ri	pproac	May-17	MCC	No	0047-3021	70047	30217
2330	Calibration	AOI	4	erstead Road/Hawes Street - Arm E - Wherstead Ri	Exit	May-17	MCC	No	0217-7004	30217	70047
2331	Calibration	Lowestoft		Waveney Drive / Riverside Road / Durban Road - Riversi	pproac	Jul-17	MCC	No	10259-4010	10259	4010
2332	Calibration	Lowestoft		Waveney Drive / Riverside Road / Durban Road - Riversi	Exit	Jul-17	MCC	No	4010-10259	4010	10259
2335	Calibration	Lowestoft		Waveney Drive / Riverside Road / Durban Road - Durban	pproac	Jul-17	MCC	No	6402-4010	6402	4010
2336	Calibration	Lowestoft		Waveney Drive / Riverside Road / Durban Road - Durban	Exit	Jul-17	MCC	No	4010-6402	4010	6402
2339	Calibration	Beccles	1a	Newgate (North) / Station Road	pproac	Jan-17	MCC	No	2834-2837	2834	2837
2340	Calibration	Beccles	1b	Newgate (North) / Station Road	pproac	Jan-17	MCC	No	3597-2837	3597	2837

AM Peak															
ALL VEHICLES					CAR					LGV			HGV		
Observed	Modelled	GEH	GEH Pass?	Flow Pass?	Observed	Modelled	GEH	GEH Pass?	Flow Pass?	Observed	Modelled	GEH	Observed	Modelled	GEH
102	82	2.100	Yes	Yes	78.84234	73	0.634	Yes	Yes	12.75726	8	1.585	10.19108	1	4.081
38	35	0.466	Yes	Yes	31.80011	32	0.037	Yes	Yes	3.38013	3	0.265	2.769316	1	1.641
1142	1126	0.455	Yes	Yes	1034.906	1033	0.067	Yes	Yes	69.81448	69	0.148	36.9585	25	2.143
941	1115	5.415	No	No	837.1873	982	4.788	Yes	No	65.50365	97	3.468	38.7815	37	0.319
550	535	0.631	Yes	Yes	505.8411	459	2.119	Yes	Yes	35.76396	46	1.561	8.418721	30	4.974
401	457	2.698	Yes	Yes	368.9909	399	1.526	Yes	Yes	29.0037	40	1.913	2.990861	18	4.576
43	132	9.569	No	Yes	40.57256	129	9.563	No	Yes	1.335696	3	1.311	0.816948	0	0.567
311	277	1.958	Yes	Yes	301.7721	267	2.056	Yes	Yes	7.414478	10	0.784	1.550817	0	1.211
756	582	6.738	No	No	699.0405	513	7.564	No	No	41.29755	53	1.759	15.7851	16	0.046
908	763	4.984	Yes	No	848.2954	687	5.803	No	No	48.84833	49	0.023	10.41263	27	3.832
217	429	11.792	No	No	203.178	395	11.101	No	No	13.30926	17	0.999	0.810025	17	5.410
281	352	3.985	Yes	Yes	266.7714	330	3.633	Yes	Yes	11.24438	13	0.611	2.720853	9	2.505
464	216	13.416	No	No	443.8583	205	13.242	No	No	14.84259	8	2.197	4.86015	3	0.702
312	544	11.202	No	No	290.1486	522	11.522	No	No	11.8986	17	1.454	10.09416	4	2.282
61	93	3.638	Yes	Yes	58.88503	87	3.275	Yes	Yes	1.390215	5	2.118	0.581556	1	0.090
56	26	4.629	Yes	Yes	51.23656	21	5.130	No	Yes	3.707239	5	0.819	0.789255	0	0.929
240	250	0.619	Yes	Yes	226.91	229	0.132	Yes	Yes	11.44883	19	1.987	2.10468	2	0.055
223	244	1.378	Yes	Yes	203.3034	231	1.864	Yes	Yes	18.97234	12	1.690	1.107726	1	0.265
276	283	0.401	Yes	Yes	258.4856	266	0.451	Yes	Yes	15.6331	16	0.145	1.758516	1	1.087
185	209	1.710	Yes	Yes	163.4005	186	1.734	Yes	Yes	18.97234	20	0.277	2.935475	3	0.080
275	275	0.004	Yes	Yes	256.9465	257	0.010	Yes	Yes	13.61593	14	0.106	4.023421	4	0.077
250	250	0.004	Yes	Yes	226.0001	226	0.012	Yes	Yes	9.935946	10	0.011	13.83273	14	0.020
289	319	1.733	Yes	Yes	268.6835	287	1.117	Yes	Yes	18.7679	26	1.621	1.744669	6	2.029
264	281	1.023	Yes	Yes	244.8746	252	0.444	Yes	Yes	15.08792	23	1.795	4.112434	6	0.912
370	408	1.909	Yes	Yes	308.9498	347	2.111	Yes	Yes	49.19666	49	0.084	12.22498	12	0.008
533	683	6.093	No	No	483.679	636	6.447	No	No	31.61343	30	0.298	17.50117	17	0.164
168	156	0.927	Yes	Yes	148.035	123	2.134	Yes	Yes	19.38123	32	2.406	0.373858	1	1.009
161	141	1.629	Yes	Yes	139.6464	123	1.427	Yes	Yes	20.48522	16	1.073	0.872335	2	0.799
136	137	0.035	Yes	Yes	128.1736	127	0.076	Yes	Yes	7.850624	8	0.085	0.373858	1	1.093
266	266	0.012	Yes	Yes	252.3997	252	0.016	Yes	Yes	8.58662	9	0.219	4.984769	5	0.091
638	681	1.686	Yes	Yes	599.5418	628	1.132	Yes	Yes	20.11722	40	3.572	18.19441	14	1.062
459	464	0.209	Yes	Yes	413.8401	407	0.325	Yes	Yes	32.71093	47	2.299	12.79424	9	1.046
290	330	2.244	Yes	Yes	267.6144	277	0.578	Yes	Yes	19.29945	39	3.716	3.15702	13	3.457
532	502	1.331	Yes	Yes	496.8904	422	3.483	Yes	Yes	26.60489	72	6.496	8.5018	7	0.455
356	416	3.084	Yes	Yes	337.3279	369	1.710	Yes	Yes	16.61443	36	3.846	1.800055	10	3.493
659	475	7.713	No	No	626.6815	402	9.901	No	No	27.10919	62	5.198	5.234007	11	2.152
592	449	6.256	No	No	559.4489	381	8.240	No	No	16.80524	54	6.194	15.70202	15	0.207
379	533	7.235	No	No	331.2741	458	6.392	No	No	40.05402	58	2.581	7.47863	17	2.697
579	629	2.033	Yes	Yes	492.3177	533	1.818	Yes	Yes	66.47956	74	0.915	19.81804	21	0.245
293	307	0.839	Yes	Yes	272.261	267	0.301	Yes	Yes	17.17324	39	4.073	3.489338	1	1.299
249	171	5.397	No	Yes	233.5252	162	5.058	No	Yes	13.98392	6	2.552	1.370811	2	0.763
270	289	1.135	Yes	Yes	256.9641	245	0.769	Yes	Yes	11.5306	32	4.325	1.62005	13	4.136
127	129	0.098	Yes	Yes	120.0317	120	0.003	Yes	Yes	6.869296	8	0.254	0.498477	1	0.480
220	281	3.880	Yes	Yes	206.3855	250	2.880	Yes	Yes	11.40794	22	2.511	2.118527	10	3.157
1050	1011	1.203	Yes	Yes	978.7581	934	1.432	Yes	Yes	41.46111	60	2.623	29.41014	16	2.717
760	814	1.914	Yes	Yes	719.5735	722	0.087	Yes	Yes	35.32781	84	6.308	5.109388	8	1.028
751	831	2.863	Yes	Yes	707.6073	744	1.345	Yes	Yes	24.65587	71	6.738	18.31903	16	0.577
886	971	2.773	Yes	Yes	821.1008	840	0.657	Yes	Yes	48.82107	114	7.241	16.2005	16	0.052
123	62	6.392	No	Yes	108.4356	57	5.710	No	Yes	11.65327	4	2.700	2.866242	1	1.421
65	38	3.778	Yes	Yes	50.08518	33	2.642	Yes	Yes	13.73859	4	3.257	1.246192	1	0.362
342	368	1.385	Yes	Yes	317.7818	313	0.288	Yes	Yes	17.41857	49	5.471	6.4802	6	0.129
376	306	3.781	Yes	Yes	361.3288	270	5.148	No	Yes	10.79461	31	4.470	3.863196	5	0.534
23	61	5.863	No	Yes	19.86136	43	4.151	Yes	Yes	2.207988	10	3.126	1.246192	8	3.267
57	159	9.729	No	No	54.77295	146	9.111	No	Yes	2.207988	11	3.521	0.498477	1	0.720
230	349	6.998	No	No	222.4226	322	6.049	No	Yes	6.623964	22	4.134	0.996954	5	2.118
1476	1556	2.056	Yes	Yes	1286.918	1364	2.120	Yes	Yes	155.0498	167	0.946	33.89643	25	1.687
1423	1490	1.756	Yes	Yes	1273.101	1331	1.618	Yes	Yes	128.554	136	0.667	20.93603	22	0.204
64	65	0.059	Yes	Yes	50.3319	50	0.004	Yes	Yes	11.77594	12	0.091	1.993908	2	0.134
21	19	0.356	Yes	Yes	13.8166	13	0.229	Yes	Yes	6.869296	6	0.318	0	0	0.336
1293	1212	2.264	Yes	Yes	1185.267	1112	2.159	Yes	Yes	88.31952	81	0.742	18.94212	19	0.020
934	820	3.842	Yes	Yes	811.2318	748	2.254	Yes	Yes	98.1328	61	4.113	24.92384	11	3.348
362	372	0.540	Yes	Yes	304.9521	314	0.497	Yes	Yes	45.14109	47	0.262	11.96345	12	0.050
607	629	0.878	Yes	Yes	522.0701	533	0.497	Yes	Yes	67.71163	74	0.764	16.94821	21	0.913
46	48	0.196	Yes	Yes	39.476	40	0.146	Yes	Yes	6.869296	7	0.117	0	0	0.466
830	795	1.208	Yes	Yes	751.0309	724	1.013	Yes	Yes	60.84234	54	0.948	17.94517	18	0.056
562	537	1.080	Yes	Yes	486.5417	497	0.494	Yes	Yes	55.9357	33	3.360	19.93908	6	3.823
529	590	2.568	Yes	Yes	488.5155	543	2.401	Yes	Yes	36.30914	46	1.487	3.987815	1	2.202
412	408	0.217	Yes	Yes	359.2316	365	0.286	Yes	Yes	46.12242	39	1.137	6.978676	5	1.011
243	209	2.232	Yes	Yes	215.1442	198	1.213	Yes	Yes	23.55187	11	3.009	3.987815	0	2.447
248	238	0.644	Yes	Yes	215.1442	219	0.241	Yes	Yes	26.49586	19	1.608	5.981723	0	3.414
289	395	5.703	No	No	272.3844	356	4.720	Yes	Yes	16.68258	38	4.095	0	0	0.802
169	185	1.199	Yes	Yes	146.0612	157	0.875	Yes	Yes	21.58922	23	0.338	0.996954	5	2.136
706	613	3.632	Yes	Yes	605.9566	560	1.889	Yes	Yes	74.58093	46	3.633	25.9208	6	4.829
897	862	1.183	Yes	Yes	820.1139	797	0.823	Yes	Yes	59.86101	47	1.829	16.94821	19	0.397
24	24	0.144	Yes	Yes	22.6987	23	0.103	Yes	Yes	0.981328	1	0.019	0	0	0.626
19	20	0.284	Yes	Yes	17.7642	18	0.089	Yes	Yes	0.981328	1	0.384	0	0	0.956
62	62	0.021	Yes	Yes	49.345	49	0.005	Yes	Yes	7.850624	8	0.000	4.984769	5	0.091
77	77	0.042	Yes	Yes	66.1223	66	0.018	Yes	Yes	8.831952	9	0.109	1.993908	2	0.128
1029	1011	0.567	Yes	Yes	948.4109	934	0.455	Yes	Yes	64.76765	60	0.583	15.95126	16	0.113
834	814	0.698	Yes	Yes	720.437	722	0.055	Yes	Yes	85.37554	84	0.141	27.91471	8	4.786
161	216	4.009	Yes	Yes	145.0743	182	2.871	Yes	Yes	15.70125	33	3.504	0	1	1.430
146	145	0.104	Yes	Yes	137.1791	136	0.060	Yes	Yes	8.831952	8	0.326	0	0	0.885
42	34	1.440	Yes	Yes	30.70395	31	0.055	Yes	Yes	11.77594	2	3.527	0	0	0.632
248	121	9.380	No	No	233.7462	114	9.106	No	No	14.71992	7	2.311	0	0	0.590
54	54	0.020	Yes	Yes	47.5416	48	0.055	Yes	Yes	6.869296	6	0.347	0	0	0.844
24	23	0.214	Yes	Yes	19.809	20	0.020	Yes	Yes	2.943984	3	0.032	0.996954	0	1.412
239	222	1.078	Yes	Yes	217.899	201	1.159	Yes	Yes	20.60789	21	0.084	0	0	0.295
364	219	8.531	No	No	322.8867	195	7.944	No	No	36.30914	19	3.353	4.984769	5	0.086

ID	Calibration / Validation	Area	Ref	Site Location	Dir	Date	Data Type	Duplicate?	Ref	A-Node	B-Node	AM Peak																
												ALL VEHICLES					CAR					LGV			HGV		
												Observed	Modelled	GEH	GEH Pass?	Flow Pass?	Observed	Modelled	GEH	GEH Pass?	Flow Pass?	Observed	Modelled	GEH	Observed	Modelled	GEH
2341	Calibration	Beccles	1b	Newgate (North) / Station Road	Exit	Jan-17	MCC	No	2837-3597	2837	3597	316	309	0.372	Yes	Yes	276.3356	270	0.373	Yes	Yes	37.29047	37	0.099	1.993908	2	0.136
2343	Calibration	Beccles	1d	Newgate (North) / Station Road	pproac	Jan-17	MCC	No	2836-2837	2836	2837	238	235	0.225	Yes	Yes	203.0423	207	0.286	Yes	Yes	33.36515	26	1.426	1.993908	2	0.134
2344	Calibration	Beccles	2a	George Westwood Way / Station Road (East)	pproac	Jan-17	MCC	No	2845-2839	2845	2839	395	400	0.249	Yes	Yes	344.6766	350	0.265	Yes	Yes	43.17843	43	0.022	6.978676	7	0.043
2345	Calibration	Beccles	2a	George Westwood Way / Station Road (East)	Exit	Jan-17	MCC	No	2839-2845	2839	2845	336	330	0.370	Yes	Yes	289.2114	282	0.402	Yes	Yes	45.14109	45	0.021	1.993908	2	0.128
2346	Calibration	Beccles	2b	George Westwood Way / Station Road (East)	pproac	Jan-17	MCC	No	5895-2839	5895	2839	4	2	0.997	Yes	Yes	3.9618	2	0.997	Yes	Yes	0	0	0.000	0	0	0.000
2347	Calibration	Beccles	2b	George Westwood Way / Station Road (East)	Exit	Jan-17	MCC	No	2839-5895	2839	5895	31	31	0.048	Yes	Yes	30.70395	31	0.048	Yes	Yes	0	0	0.000	0	0	0.000
2348	Calibration	Beccles	2c	George Westwood Way / Station Road (East)	pproac	Jan-17	MCC	No	2840-2839	2840	2839	187	177	0.731	Yes	Yes	169.367	165	0.314	Yes	Yes	17.6639	12	1.536	0	0	0.437
2349	Calibration	Beccles	2c	George Westwood Way / Station Road (East)	Exit	Jan-17	MCC	No	2839-2840	2839	2840	150	176	1.992	Yes	Yes	133.7108	156	1.881	Yes	Yes	13.73859	16	0.703	2.990861	3	0.028
2350	Calibration	Beccles	2d	George Westwood Way / Station Road (East)	pproac	Jan-17	MCC	No	3597-2839	3597	2839	312	308	0.208	Yes	Yes	270.3929	268	0.176	Yes	Yes	39.25312	38	0.151	1.993908	2	0.119
2351	Calibration	Beccles	2d	George Westwood Way / Station Road (East)	Exit	Jan-17	MCC	No	2839-3597	2839	3597	380	351	1.531	Yes	Yes	334.7721	315	1.103	Yes	Yes	41.21578	32	1.537	3.987815	4	0.042
2352	Calibration	Beccles	3a	A145 (North) / Peddars Lane	pproac	Jan-17	MCC	No	3998-2824	3998	2824	102	91	1.158	Yes	Yes	95.0832	84	1.220	Yes	Yes	6.869296	7	0.050	0	0	0.295
2353	Calibration	Beccles	3a	A145 (North) / Peddars Lane	Exit	Jan-17	MCC	No	2824-3998	2824	3998	214	216	0.132	Yes	Yes	197.0996	195	0.119	Yes	Yes	12.75726	17	1.076	3.987815	3	0.280
2356	Calibration	Beccles	3c	A145 (North) / Peddars Lane	pproac	Jan-17	MCC	No	3592-2824	3592	2824	177	176	0.112	Yes	Yes	158.472	157	0.148	Yes	Yes	16.68258	17	0.046	1.993908	2	0.125
2357	Calibration	Beccles	3c	A145 (North) / Peddars Lane	Exit	Jan-17	MCC	No	2824-3592	2824	3592	149	147	0.174	Yes	Yes	128.7585	130	0.077	Yes	Yes	19.62656	17	0.682	0.996954	1	0.090
2358	Calibration	Beccles	3d	A145 (North) / Peddars Lane	pproac	Jan-17	MCC	No	2826-2824	2826	2824	339	285	3.039	Yes	Yes	310.0109	256	3.219	Yes	Yes	23.55187	24	0.092	4.984769	5	0.015
2359	Calibration	Beccles	3d	A145 (North) / Peddars Lane	Exit	Jan-17	MCC	No	2824-2826	2824	2826	263	203	3.938	Yes	Yes	243.6507	183	4.122	Yes	Yes	14.71992	15	0.075	4.984769	5	0.091
2360	Calibration	Beccles	4a	Blyburgate (North) / Blyburgate (South)	pproac	Jan-17	MCC	No	2825-2823	2825	2823	321	318	0.171	Yes	Yes	290.2019	291	0.040	Yes	Yes	23.55187	23	0.015	6.978676	3	1.623
2361	Calibration	Beccles	4a	Blyburgate (North) / Blyburgate (South)	Exit	Jan-17	MCC	No	2823-2825	2823	2825	271	254	1.054	Yes	Yes	238.6985	223	1.040	Yes	Yes	26.49586	26	0.126	5.981723	5	0.268
2362	Calibration	Beccles	4b	Blyburgate (North) / Blyburgate (South)	pproac	Jan-17	MCC	No	2822-2823	2822	2823	403	425	1.097	Yes	Yes	359.5334	379	1.017	Yes	Yes	35.32781	38	0.472	7.97563	8	0.031
2363	Calibration	Beccles	4b	Blyburgate (North) / Blyburgate (South)	Exit	Jan-17	MCC	No	2823-2822	2823	2822	461	474	0.571	Yes	Yes	426.884	435	0.373	Yes	Yes	30.42117	35	0.811	3.987815	4	0.024
2364	Calibration	Beccles	4c	Blyburgate (North) / Blyburgate (South)	pproac	Jan-17	MCC	No	2824-2823	2824	2823	285	260	1.515	Yes	Yes	266.4311	242	1.542	Yes	Yes	17.6639	14	0.908	0.996954	4	1.978
2365	Calibration	Beccles	4c	Blyburgate (North) / Blyburgate (South)	Exit	Jan-17	MCC	No	2823-2824	2823	2824	276	275	0.060	Yes	Yes	250.5839	254	0.235	Yes	Yes	19.62656	15	1.163	5.981723	6	0.041
2366	Calibration	Beccles	5a	Lowestoft Road / Ellough Road	pproac	Jan-17	MCC	No	2807-2804	2807	2804	597	504	3.978	Yes	Yes	542.7666	455	3.927	Yes	Yes	43.17843	39	0.583	10.96649	9	0.586
2367	Calibration	Beccles	5a	Lowestoft Road / Ellough Road	Exit	Jan-17	MCC	No	2804-2807	2804	2807	577	412	7.428	No	No	516.0245	367	7.104	No	No	53.97304	38	2.319	6.978676	7	0.070
2368	Calibration	Beccles	5b	Lowestoft Road / Ellough Road	pproac	Jan-17	MCC	No	2803-2804	2803	2804	262	189	4.880	Yes	Yes	231.7653	165	4.727	Yes	Yes	27.47718	21	1.376	2.990861	3	0.033
2369	Calibration	Beccles	5b	Lowestoft Road / Ellough Road	Exit	Jan-17	MCC	No	2804-2803	2804	2803	229	183	3.166	Yes	Yes	212.9468	169	3.216	Yes	Yes	11.77594	12	0.065	3.987815	3	0.681
2370	Calibration	Beccles	5c	Lowestoft Road / Ellough Road	pproac	Jan-17	MCC	No	2805-2804	2805	2804	615	573	1.719	Yes	Yes	554.652	518	1.584	Yes	Yes	52.01039	47	0.719	7.97563	8	0.049
2371	Calibration	Beccles	5c	Lowestoft Road / Ellough Road	Exit	Jan-17	MCC	No	2804-2805	2804	2805	668	670	0.082	Yes	Yes	600.2127	603	0.109	Yes	Yes	56.91703	57	0.006	10.96649	10	0.153
2372	Calibration	AOI	8	Ipswich A137	SB	Jan-16	ATC	No	0062-3034	30062	30347	378	512	6.367	No	No	309.4715	450	7.212	No	No	46.55567	48	0.240	22.04542	14	1.842
2373	Calibration	AOI	60	Claydon Bramford Road	WB	Jan-16	ATC	No	0017-5002	50017	50026	769	804	1.265	Yes	Yes	560.5525	628	2.770	Yes	Yes	98.32266	103	0.446	110.0367	74	3.813
2374	Validation	AOI	155	Kesgrave A12	SB	Jan-16	ATC	No	0107-3010	30107	30106	1709	1735	0.627	Yes	Yes	1406.287	1443	0.969	Yes	Yes	230.823	235	0.267	71.94459	57	1.821
2375	Calibration	AOI	156	Ipswich A1156	WB	Jan-16	ATC	No	0100-3025	30100	30259	609	641	1.292	Yes	Yes	519.6674	540	0.882	Yes	Yes	61.52394	88	3.088	27.86742	13	3.252
2376	Calibration	AOI	11	JTC 11_A-Out	0	Jan-16	MCC	No	0796-3004	30796	30048	1291	1093	5.729	No	No	1079.473	1000	2.450	Yes	Yes	134.5208	48	9.057	77.26181	45	4.131
2377	Calibration	AOI	11	JTC 11_C-Out	0	Jan-16	MCC	No	0798-5004	30798	50041	1878	1481	9.676	No	No	1318.92	994	9.540	No	No	331.9752	277	3.149	226.7684	210	1.158
2378	Calibration	AOI	12	JTC 12_A-Out	0	Jan-16	MCC	No	0026-3002	30026	30025	281	258	1.366	Yes	Yes	200.1553	184	1.138	Yes	Yes	62.12993	61	0.180	18.21493	13	1.326
2379	Calibration	AOI	12	JTC 12_D-Out	0	Jan-16	MCC	No	0026-3013	30026	30134	211	274	4.012	Yes	Yes	163.0534	201	2.826	Yes	Yes	44.511	46	0.147	3.834722	27	5.932
2380	Calibration	AOI	13	JTC 13_A-Out	0	Jan-16	MCC	No	0016-5001	50016	50013	251	342	5.269	No	Yes	159.9069	243	5.825	No	Yes	59.64306	60	0.076	31.62732	39	1.263
2381	Calibration	AOI	13	JTC 13_B-Out	0	Jan-16	MCC	No	0014-5000	50014	50006	705	711	0.207	Yes	Yes	610.2777	616	0.244	Yes	Yes	85.80229	85	0.054	9.036378	9	0.005
2382	Calibration	AOI	13	JTC 13_C-Out	0	Jan-16	MCC	No	0015-5001	50015	50019	794	769	0.905	Yes	Yes	629.507	610	0.795	Yes	Yes	105.6833	102	0.342	58.73646	57	0.266
2383	Calibration	AOI	13	JTC 13_D-Out	0	Jan-16	MCC	No	0018-3050	50018	30505	209	144	4.829	Yes	Yes	187.2328	121	5.300	No	Yes	14.64917	11	0.900	6.777284	12	1.618
2384	Calibration	AOI	14	JTC 14_C-Out	0	Jan-16	MCC	No	0010-3051	30010	30511	493	493	0.011	Yes	Yes	440.6785	440	0.010	Yes	Yes	48.10523	48	0.012	4.030264	4	0.059
2385	Calibration	AOI	14	JTC 14_D-Out	0	Jan-16	MCC	No	0010-3001	30010	30013	428	415	0.615	Yes	Yes	318.212	307	0.625	Yes	Yes	87.3295	86	0.156	22.16645	22	0.024
2386	Calibration	AOI	27	JTC 27_A-Out	0	Jan-16	MCC	No	5757-3145	5757	3145	844	833	0.370	Yes	Yes	587.3558	586	0.050	Yes	Yes	146.5688	137	0.792	110.0258	110	0.008
2387	Calibration	AOI	27	JTC 27_B-Out	0	Jan-16	MCC	No	5756-5753	5756	5753	1012	1003	0.280	Yes	Yes	830.6147	830	0.026	Yes	Yes	90.79483	90	0.070	90.12755	83	0.804
2388	Calibration	AOI	27	JTC 27_C-Out	0	Jan-16	MCC	No	5755-5760	5755	5760	563	546	0.727	Yes	Yes	484.4386	483	0.079	Yes	Yes	59.01664	58	0.069	19.89829	5	4.210
2389	Calibration	AOI	M026	Brightwell	NB	Jan-16	ATC	No	0107-3010	30107	30108	2030	1957	1.628	Yes	Yes	1650.02	1595	1.359	Yes	Yes	270.8283	251	1.201	108.691	110	0.143
2390	Validation	AOI	M079	Outside Asda Superstore	SB	Jan-16	ATC	No	0010-3011	30010	30119	1177	1240	1.818	Yes	Yes	1048.491	1062	0.431	Yes	Yes	78.27232	131	5.144	50.11735	47	0.487
2391	Calibration	AOI	Jn 58	A14 / A12 Junc. - A12 Exit	NB	13/10/2016	MCC	No	0772-3010	30772	30105	1878	1911	0.754	Yes	Yes	1509.968	1544	0.875	Yes	Yes	241.0176	239	0.158	126.9908	128	0.094
2392	Calibration	AOI	Jn 58	A14 / A12 Junc. - Unknown Road Exit	NB	13/10/2016	MCC	No	0044-3035	30044	30356	21	22	0.226	Yes	Yes	16.84762	17	0.059	Yes	Yes	3.674049	4	0.166	0	0	0.969
2393	Calibration	AOI	Jn 58	A14 / A12 Junc. - A14 EB Exit	EB	13/10/2016	MCC	No	0097-3010	30097	30101	603	609	0.243	Yes	Yes	539.124	544	0.214	Yes	Yes	47.02783	40	1.135	16.9321	25	1.841
2394	Calibration	AOI	Jn 58	A14 / A12 Junc. - A14 WB Exit	WB	13/10/2016	MCC	No	5010-3009	85010	30092	1219	1158	1.775	Yes	Yes	1030.864	931	3.194	Yes	Yes	117.5696	165	4.006	70.55042	62	1.078
2395	Calibration	AOI	0	JTC 12_B-Out	0	Jan-16	MCC	No	0029-3002	30029	30028	622	602	0.813	Yes	Yes	495.486	485	0.491	Yes	Yes	101.0108	99	0.239	25.79979	19	1.450
2396	Calibration	AOI	0	JTC 11_B-Out	0	Jan-16	MCC	No	0799-3004	30799	30049	1403	1450	1.240	Yes	Yes	1114.591	1111	0.102	Yes	Yes	175.9776	227	3.564	112.772	112	0.033
2397	Calibration	AOI	0	JTC 10_B-Out	0	Jan-16	MCC	No	0061-3006	30061	30063	923	906	0.556	Yes	Yes	806.4867	792	0.508	Yes	Yes	97.97594	96	0.217	18.24501	18	0.076
2398	Calibration	AOI	0	Jn 43 A14 - Nacton Road to A14 EB Merge J57	0	Jan-16	MCC	No	0079-3008	30079	30081	220	203	1.218	Yes	Yes	141.6679	134	0.695	Yes	Yes	46.38212	45	0.146	32.38181	24	1.617
2399	Calibration	AOI	0	Jn 44 A14 - Nacton Road to A14 WB Merge J57	0	Jan-16	MCC	No	0080-3007	30080	30076	832	777	1.957	Yes	Yes	603.0522	565	1.585	Yes	Yes	173.7088	157	1.328	55.71228	56	0.022
2400	Calibration	AOI	0	JTC 10_D-Out	0	Jan-16	MC	No	0062-3006	30062	30060	511	419	4.241	Yes	Yes	395.5178	328	3.560	Yes	Yes	68.26587	63	0.636	47.00793	28	3.028
2401	Calibration	AOI	0	JTC 11_D-Out	0	Jan-16	MCC	No	0795-3004	30795	30041	1054	1031	0.704	Yes	Yes	758.8901	781	0.784	Yes	Yes	141.6216	147	0.425	153.3723	104	4.373
2402	Calibration	AOI	0	JTC 14_E-Out	0	Jan-16	MCC	No	0010-3000	30010	30008	761	798	1.318	Yes	Yes	637.7706	658	0.807	Yes	Yes	98.86737	111	1.208	24.37652	28	0.754
2403	Calibration	AOI	21	9-021 Suffolk. Newbourne Road East of A12. Eastb	EB	Jan-17	ATC	No	0611-3061	30611	30613	251	294	2.597	Yes	Yes	215.1273	250	2.257	Yes	Yes	25.60947	30	0.756	10.33953	15	1.266
2404	Calibration	AOI	26	39-026 Suffolk. Nacton Road South of A14. Southbo	SB	Jan-17	ATC	No	0080-3026	30080	30260	92	197	8.692	No	No	87.21902	176	7.756	No	Yes	4.704762	18	3.904	0.205277	3	1.986
2405	Validation	AOI	33	lk. Sproughton Road East of A14 West of Farthing I	EB	Jan-17	ATC	No	0029-3073	30029	30739	741	593	5.722	No	No	662.7038	517	6.021	No	No	64.55345	57	0.940	13.25164	19	1.442
2406	Validation	AOI	56	Foxhall Road[60M]West Of A12	WB	Jan-17	ATC	No	0609-3028	30609	30280	414	454	1.913	Yes	Yes	390.5942	397	0.302	Yes	Yes	16.73152	43	4.785	6.579701	14	2.397
2407	Validation	AOI	84	A137	NB	Jan-17	ATC	No	0061-3022	30061	30221	1005	1005	0.017	Yes	Yes	947.128	918	0.938	Yes	Yes	44.29927	73	3.709	13.50917	14	0.227
2408	Validation	AOI	86	Nacton Road	NB	Jan-17	ATC	No	0078-3077	30078	30778	1262	1231	0.870	Yes	Yes	1195.864	1043	4.573	Yes	Yes	46.00212	144	10.082	20.21979	44	4.213
2409	Calibration	AOI	87 A	The Havens	NB	Jan-17	ATC	No	0079-3066	30079	30663	1146	1170	0.713	Yes	Yes	1078.164	1078	0.010	Yes	Yes	52.58879	53	0.051	14.88259	39	4.659
2422	Validation	AOI	J2	A12 / Newbourne Road / Foxhall Road - Arm B	Entry	Jan-16	MCC	No	0611-3010	30611	30107	339	356	0.896	Yes	Yes	295.0703	312	0.965	Yes	Yes	29.87777	33	0.494	14.05189	11	0.813
2423	Validation	AOI	J2	A12 / Newbourne Road / Foxhall Road - Arm B	Exit	Jan-16	MCC	No	0107-3061	30107	30611	235	294	3.624	Yes	Yes	204.5473	250	2.985	Yes	Yes	20.71173	30	1.769	9.740985	15	1.452
2426	Calibration	AOI	J2	A12 / Newbourne Road / Foxhall Road - Arm D	Entry	Jan-16	MCC	No	0609-3010	30609	30107	589	497	3.955	Yes	Yes	512.6738	441	3.289	Yes	Yes	51.91152	50	0.312	24.41464	6	4.627
2427	Calibration	AOI	J2	A12 / Newbourne Road / Foxhall Road - Arm D	Exit	Jan-16	MCC	No	0107-3060	30107	30609	501	472	1.298	Yes	Yes	436.0774	406	1.447	Yes	Yes	44.15564	44	0.010	20.76695	22	0.248
2430	Calibration	AOI	J3	A12 / Barrack Square / Eagle Way - Arm B	Entry	Jan-16	MCC	No	0764-3011	30764	30110	344	346	0.110	Yes	Yes	299.4224	302	0.130	Yes	Yes	30.31844	30	0.067	14.25914	14	0.040
2431	Calibration	AOI	J3	A12 / Barrack Square / Eagle Way - Arm B	Exit	Jan-16	MCC	No	0110-3076	30110	30764	799	803	0.126	Yes	Yes	695.4608	692	0.140	Yes	Yes	70.41987	78	0.928	33.11935	32	0.136
2432	Calibration	AOI	J3	A12 / Barrack Square / Eagle Way - Arm C	Entry	Jan-16	MCC	No	0108-3011	30108	30110	2261	1957	6.622	No	Yes	1968.006	1595	8.831	No	No	199.2732	251	3.474	93.72071	110	1.631
2433	Calibration	AOI	J3	A12 / Barrack Square / Eagle Way - Arm C	Exit	Jan-16	MCC	No	0110-3010	30110	30109	1666	1735	1.685	Yes	Yes	1450.11	1431	0.496	Yes	Yes	146.8329	244	6.955	69.05737	60	1.106
2434	Calibration	AOI	J3	A12 / Barrack Square / Eagle Way - Arm D	Entry	Jan-16	MCC	No	0284-3011	30284	30110	216	224	0.513	Yes	Yes	188.0094	189	0.042	Yes	Yes	19.03716	19	0.009	8.953416	16	1.997
2435	Calibration	AOI	J3	A12 / Barrack Square / Eagle Way - Arm D	Exit	Jan-16	MCC	No	0110-3028	30110	30284	106	105	0.087	Yes	Yes	92.26388	92	0.054	Yes	Yes	9.34231	9	0.110	4.393806	4	0.022
2438	Calibration	AOI	J4	A12 / Anson Road / Eagle Way - Arm B	Entry	Jan-16	MCC	No	0585-3011	30585	30111	317	389	3.815	Yes	Yes	275.9212	337	3.492	Yes	Yes	27.9388	38	1.760	13.13997	14	0.110
2439	Calibration	AOI	J4	A12 / Anson Road / Eagle Way - Arm B	Exit	Jan-16	MCC	No	0111-3058	30111	30585	858	918	2.026	Yes	Yes	746.8152	797	1.811	Yes	Yes	75.61983	84	0.965	35.56496	37	0.239
2442	Calibration	AOI	J4	A12 / Anson Road / Eagle Way - Arm D	Entry	Jan-16	MCC	No	0286-3011	30286	30111	204	205	0.069	Yes	Yes	177.5645	179	0.086	Yes	Yes	17.97954	18	0.005	8.456004	8	0.064
2443	Calibration	AOI	J4	A12 / Anson Road / Eagle Way - Arm D	Exit	Jan-16	MCC	No	0111-3028	30111	30286	243	242	0.058	Yes	Yes	211.5106	211	0.029	Yes	Yes	21.41681	21	0.088	10.07259	10	0.024
2454	Calibration	AOI	J6	Main Road / Felixstowe Road - Arm A	Entry	Jan-16	MCC	No	0309-3030	30309	30308	437	431	0.281	Yes	Yes	380.3709	382	0.108	Yes	Yes	38.515	39	0.070	18.11409	10	2.252
2455	Calibration	AOI	J6	Main Road / Felixstowe Road - Arm A	Exit	Jan-16	MCC	No	0308-3030	30308	30309	253	251	0.098	Yes	Yes	220.2147	222	0.093	Yes	Yes	22.29816	22	0.070	10.4871	8	0.862
2456	Calibration	AOI	J6	Main Road / Felixstowe Road - Arm B	Entry	Jan-16	MCC	No	0285-3030	30285	30308	133	132	0.065	Yes	Yes	115.7651	115	0.046	Yes	Yes	11.72196	12	0.098	5.512983	5	0.259
2457	Calibration	AOI	J6	Main Road / Felixstowe Road - Arm B	Exit	Jan-16	MCC	No	0308-3028	30308	30285	346	311	1.947	Yes	Yes	301.1632	276	1.510	Yes	Yes	30.49471	29	0.267	14.34205	6	2.554
2466	Validation	AOI	J8	Hall Road / A1214 - Arm A	Entry	Jan-16	MCC	No	0397-3030	30397	30307	200	184	1.192	Yes	Yes	174.0828	174	0.002	Yes	Yes	17.627	8	2.561	8.2902	1	3.383
2467	Validation	AOI	J8	Hall Road / A1214 - Arm A	Exit	Jan-16	MCC	No	0307-3039	30307	30397	183	101	6.922	No	Yes	159.2858	89	6.280	No	Yes	16.12671	7	2.827	7.585533	5	1.166
2482	Validation	AOI	J10	Northern Arm / A1214 / Ropes Drive - Arm C	Entry	Jan-16	MCC	No	0801-3041	30801	30410	363	414	2.578	Yes	Yes	315.9603	399	4.390	Yes	Yes	31.99301	14	3.665	15.04671	0	5.227
2483	Validation	AOI	J10	Northern Arm / A1214 / Ropes Drive - Arm C	Exit	Jan-16	MCC	No	0410-3080	30410	30801	122	134	1.039	Yes	Yes	106.1905	120	1.257	Yes	Yes	10.75247	10	0.180	5.057022	4	0.482

ID	Calibration / Validation	Area	Ref	Site Location	Dir	Date	Data Type	Duplicate?	Ref	A-Node	B-Node	AM Peak																
												ALL VEHICLES					CAR					LGV			HGV		
												Observed	Modelled	GEH	GEH Pass?	Flow Pass?	Observed	Modelled	GEH	GEH Pass?	Flow Pass?	Observed	Modelled	GEH	Observed	Modelled	GEH
2488	Validation	AOI	J11	A1214 / Ropes Drive - Arm B	Entry	Jan-16	MCC	No	0452-3041	30452	30417	658	585	2.929	Yes	Yes	572.7324	560	0.527	Yes	Yes	57.99283	25	5.202	27.27476	0	7.296
2489	Validation	AOI	J11	A1214 / Ropes Drive - Arm B	Exit	Jan-16	MCC	No	0417-3045	30417	30452	178	130	3.831	Yes	Yes	154.9337	117	3.240	Yes	Yes	15.68803	11	1.151	7.378278	2	2.583
2496	Calibration	AOI	J12a	Dobbs Lane / Foxhall Road / Hall Road - Arm C	Entry	Jan-16	MCC	No	0279-3028	30279	30280	10	10	0.155	Yes	Yes	8.70414	8	0.187	Yes	Yes	0.88135	1	0.041	0.41451	0	0.031
2497	Calibration	AOI	J12a	Dobbs Lane / Foxhall Road / Hall Road - Arm C	Exit	Jan-16	MCC	No	0280-3027	30280	30279	7	8	0.339	Yes	Yes	6.092898	6	0.034	Yes	Yes	0.616945	1	0.416	0.290157	1	0.815
2500	Calibration	AOI	J12b	Dobbs Lane / Foxhall Road / Hall Road - Arm A	Entry	Jan-16	MCC	No	0287-3028	30287	30280	90	59	3.585	Yes	Yes	78.33726	47	3.906	Yes	Yes	7.93215	8	0.058	3.73059	4	0.093
2501	Calibration	AOI	J12b	Dobbs Lane / Foxhall Road / Hall Road - Arm A	Exit	Jan-16	MCC	No	0280-3028	30280	30287	108	163	4.721	Yes	Yes	94.00471	143	4.460	Yes	Yes	9.51858	16	1.839	4.476708	4	0.068
2508	Validation	AOI	J13	ll Lane / Foxhall Road / Monument Farm Lane - Arm	Entry	Jan-16	MCC	No	0291-3027	30291	30278	122	337	14.195	No	No	106.1905	325	14.880	No	No	10.75247	12	0.490	5.057022	0	3.107
2509	Validation	AOI	J13	ll Lane / Foxhall Road / Monument Farm Lane - Arm	Exit	Jan-16	MCC	No	0278-3029	30278	30291	136	146	0.846	Yes	Yes	118.3763	129	0.936	Yes	Yes	11.98636	14	0.625	5.637336	3	1.257
2510	Validation	AOI	J13	ll Lane / Foxhall Road / Monument Farm Lane - Arm	Entry	Jan-16	MCC	No	0607-3027	30607	30278	457	479	1.025	Yes	Yes	397.7792	427	1.461	Yes	Yes	40.2777	44	0.628	18.94311	7	3.191
2511	Validation	AOI	J13	ll Lane / Foxhall Road / Monument Farm Lane - Arm	Exit	Jan-16	MCC	No	0278-3060	30278	30607	647	640	0.280	Yes	Yes	563.1579	555	0.354	Yes	Yes	57.02335	69	1.545	26.8188	16	2.389
2514	Validation	AOI	J13	ll Lane / Foxhall Road / Monument Farm Lane - Arm	Entry	Jan-16	MCC	No	0450-3027	30450	30278	600	543	2.373	Yes	Yes	522.2484	454	3.104	Yes	Yes	52.881	72	2.436	24.8706	17	1.618
2515	Validation	AOI	J13	ll Lane / Foxhall Road / Monument Farm Lane - Arm	Exit	Jan-16	MCC	No	0278-3045	30278	30450	406	574	7.570	No	No	353.3881	522	8.062	No	No	35.78281	45	1.508	16.82911	6	3.177
2526	Calibration	AOI	J20a	rthern Arm / Newbourne Road / Southern Arm - Arm	Entry	Jan-16	MCC	No	0804-3061	30804	30613	212	209	0.176	Yes	Yes	184.5278	185	0.067	Yes	Yes	18.68462	19	0.068	8.787612	5	1.429
2527	Calibration	AOI	J20a	rthern Arm / Newbourne Road / Southern Arm - Arm	Exit	Jan-16	MCC	No	0613-3080	30613	30804	73	104	3.335	Yes	Yes	63.54022	87	2.693	Yes	Yes	6.433855	11	1.538	3.025923	7	1.606
2538	Calibration	AOI	J21	Ipswich Road / Newbourne Road - Arm A	Entry	Jan-16	MCC	No	0594-3062	30594	30620	140	135	0.410	Yes	Yes	121.858	117	0.399	Yes	Yes	12.3389	12	0.097	5.80314	6	0.045
2539	Calibration	AOI	J21	Ipswich Road / Newbourne Road - Arm A	Exit	Jan-16	MCC	No	0620-3059	30620	30594	191	201	0.706	Yes	Yes	166.2491	170	0.265	Yes	Yes	16.83379	20	0.842	7.917141	11	0.919
2540	Calibration	AOI	J21	Ipswich Road / Newbourne Road - Arm B	Entry	Jan-16	MCC	No	0328-3062	70328	30620	28	26	0.393	Yes	Yes	24.37159	23	0.255	Yes	Yes	2.46778	2	0.313	1.160628	1	0.331
2541	Calibration	AOI	J21	Ipswich Road / Newbourne Road - Arm B	Exit	Jan-16	MCC	No	0620-7032	30620	70328	13	12	0.163	Yes	Yes	11.31538	11	0.100	Yes	Yes	1.145755	1	0.131	0.538863	0	0.156
2542	Calibration	AOI	J21	Ipswich Road / Newbourne Road - Arm C	Entry	Jan-16	MCC	No	0613-3062	30613	30620	197	195	0.165	Yes	Yes	171.4716	170	0.143	Yes	Yes	17.3626	17	0.112	8.165847	8	0.004
2543	Calibration	AOI	J21	Ipswich Road / Newbourne Road - Arm C	Exit	Jan-16	MCC	No	0620-3061	30620	30613	161	161	0.023	Yes	Yes	140.1367	140	0.005	Yes	Yes	14.18974	14	0.051	6.673611	7	0.059
2546	Calibration	AOI	J22	Barrack Square / Gloster Road - Arm B	Entry	Jan-16	MCC	No	0588-3076	30588	30764	353	275	4.375	Yes	Yes	307.2561	245	3.764	Yes	Yes	31.11166	23	1.570	14.6322	8	2.049
2547	Calibration	AOI	J22	Barrack Square / Gloster Road - Arm B	Exit	Jan-16	MCC	No	0764-3058	30764	30588	313	242	4.274	Yes	Yes	272.4396	203	4.472	Yes	Yes	27.58626	27	0.032	12.97416	11	0.586
2548	Calibration	AOI	J22	Barrack Square / Gloster Road - Arm C	Entry	Jan-16	MCC	No	0395-3076	30395	30764	79	83	0.463	Yes	Yes	68.76271	69	0.011	Yes	Yes	6.962665	7	0.014	3.274629	7	1.757
2549	Calibration	AOI	J22	Barrack Square / Gloster Road - Arm C	Exit	Jan-16	MCC	No	0764-3039	30764	30395	574	573	0.027	Yes	Yes	499.6176	500	0.028	Yes	Yes	50.58949	51	0.062	23.79287	22	0.358
2562	Calibration	AOI	J24a	elixstowe Road / Anson Road / Gloster Road - Arm	Entry	Jan-16	MCC	No	0588-3028	30588	30285	139	140	0.084	Yes	Yes	120.9875	122	0.120	Yes	Yes	12.25077	12	0.060	5.761689	6	0.048
2563	Calibration	AOI	J24a	elixstowe Road / Anson Road / Gloster Road - Arm	Exit	Jan-16	MCC	No	0285-3058	30285	30588	601	601	0.020	Yes	Yes	523.1188	527	0.186	Yes	Yes	52.96914	53	0.055	24.91205	21	0.876
2568	Calibration	AOI	J24b	elixstowe Road / Anson Road / Gloster Road - Arm	Entry	Jan-16	MCC	No	0587-3028	30587	30285	102	103	0.052	Yes	Yes	88.78223	89	0.041	Yes	Yes	8.98977	9	0.003	4.228002	4	0.060
2569	Calibration	AOI	J24b	elixstowe Road / Anson Road / Gloster Road - Arm	Exit	Jan-16	MCC	No	0285-3058	30285	30587	267	273	0.342	Yes	Yes	232.4005	238	0.348	Yes	Yes	23.53205	24	0.071	11.06742	11	0.019
2574	Calibration	AOI	J25	rstore Entrance / Anson Road / Beardmore Park - A	Entry	Jan-16	MCC	No	0586-3058	30586	30585	281	283	0.131	Yes	Yes	244.5863	246	0.115	Yes	Yes	24.76594	25	0.047	11.64773	12	0.046
2575	Calibration	AOI	J25	rstore Entrance / Anson Road / Beardmore Park - A	Exit	Jan-16	MCC	No	0585-3058	30585	30586	360	360	0.005	Yes	Yes	313.349	313	0.014	Yes	Yes	31.7286	32	0.050	14.92236	15	0.035
2576	Calibration	AOI	J25	rstore Entrance / Anson Road / Beardmore Park - A	Entry	Jan-16	MCC	No	0285-3058	30285	30585	219	215	0.300	Yes	Yes	190.6207	190	0.018	Yes	Yes	19.30157	17	0.432	9.077769	7	0.822
2577	Calibration	AOI	J25	rstore Entrance / Anson Road / Beardmore Park - A	Exit	Jan-16	MCC	No	0585-3028	30585	30285	638	668	1.164	Yes	Yes	555.3241	584	1.193	Yes	Yes	56.23013	57	0.063	26.44574	27	0.153
2588	Calibration	AOI	J27	Kesgrave School Entrance - Arm A	Entry	Jan-16	MCC	No	0574-3045	30574	30453	28	26	0.309	Yes	Yes	24.37159	24	0.076	Yes	Yes	2.46778	2	0.250	1.160628	0	1.007
2589	Calibration	AOI	J27	Kesgrave School Entrance - Arm A	Exit	Jan-16	MCC	No	0453-3057	30453	30574	128	127	0.067	Yes	Yes	111.4	111	0.036	Yes	Yes	11.28128	11	0.084	5.305728	5	0.039
3264	Validation	AOI	Site 1	racechurch Street, Debenham, just west of Low Roa	EB	Nov-18	ATC	No	3902-3922	3902	3922	133	86	4.489	Yes	Yes	80	69	1.176	Yes	Yes	52	13	6.899	1	3	1.796
3265	Validation	AOI	Site 1	racechurch Street Debenham, just west of Low Roa	WB	Nov-18	ATC	No	3922-3902	3922	3902	145	156	0.845	Yes	Yes	94	131	3.496	Yes	Yes	50	13	6.723	1	12	4.415
3268	Validation	AOI	Site 5	B1078, just west of Ashbocking Green	EB	Nov-18	deo link cou	No	3147-3149	3147	3149	395	321	3.940	Yes	Yes	319	260	3.465	Yes	Yes	72	48	3.048	4	12	2.888
3269	Validation	AOI	Site 5	B1078, just west of Ashbocking Green	WB	Nov-18	deo link cou	No	3149-3147	3149	3147	333	240	5.469	No	Yes	281	200	5.226	No	Yes	47	33	2.169	4	7	0.954
3270	Validation	AOI	Site 6	Lower Rd, between Henley Rd and Westerfield	EB	Nov-18	ATC	No	0343-3052	30343	30527	308	315	0.370	Yes	Yes	182	289	6.961	No	No	125	24	11.687	1	2	0.244
3271	Validation	AOI	Site 6	Lower Rd, between Henley Rd and Westerfield	WB	Nov-18	ATC	No	0527-3034	30527	30343	264	317	3.156	Yes	Yes	174	290	7.614	No	No	89	23	8.785	1	4	2.250
3272	Validation	AOI	1	A140/A1120 - Pains Hill Arm A approach	Entry Si	Nov-18	MCC	No	3907-3202	3907	3202	754	920	5.711	No	No	532	724	7.677	No	No	134	115	1.708	88	80	0.888
3273	Validation	AOI	1	A140/A1120 - Pains Hill Arm A exit	Exit NE	Nov-18	MCC	No	3202-3907	3202	3907	523	582	2.504	Yes	Yes	328	416	4.601	Yes	Yes	117	73	4.510	79	92	1.510
3274	Validation	AOI	1	A140/A1120 - Stowmarket Road Arm B approach	ntry W	Nov-18	MCC	No	3903-3202	3903	3202	294	402	5.784	No	No	246	349	5.970	No	No	37	38	0.189	12	16	1.035
3275	Validation	AOI	1	A140/A1120 - Stowmarket Road Arm B exit	Exit EB	Nov-18	MCC	No	3202-3903	3202	3903	307	335	1.553	Yes	Yes	228	256	1.770	Yes	Yes	55	52	0.379	24	27	0.609

ID	Calibration / Validation	Area	Ref	Site Location	Dir	Date	Data Type	Duplicate?	Ref	A-Node	B-Node	Interpeak																	
												ALL VEHICLES					CAR					LGV			HGV		
												Observed	Modelled	GEH	GEH Pass?	Flow Pass?	Observed	Modelled	GEH	GEH Pass?	Flow Pass?	Observed	Modelled	GEH	Observed	Modelled	GEH
3	Calibration		2	Glemsford Low St	NB	Jan-16	ATC	No	3725-3315	3725	3315	36	42	0.933	Yes	Yes	29	34	0.917	Yes	Yes	6	6	0.095	1	2	0.359
4	Calibration		2	Glemsford Low St	SB	Jan-16	ATC	No	3315-3725	3315	3725	39	39	0.007	Yes	Yes	32	32	0.030	Yes	Yes	6	6	0.155	1	1	0.261
5	Calibration	AOI	3	Hadleigh A1071 Ipswich Road	EB	Jan-16	ATC	No	3129-3692	3129	3692	310	311	0.026	Yes	Yes	231	231	0.000	Yes	Yes	46	46	0.041	33	34	0.127
6	Calibration	AOI	3	Hadleigh A1071 Ipswich Road	WB	Jan-16	ATC	No	3692-3129	3692	3129	306	307	0.064	Yes	Yes	225	226	0.039	Yes	Yes	45	45	0.052	35	36	0.149
7	Calibration	AOI	4	Hadleigh B1070 Benton Street	NB	Jan-16	ATC	No	3685-1327	3685	1327	140	140	0.005	Yes	Yes	111	111	0.006	Yes	Yes	22	22	0.049	7	7	0.041
8	Calibration	AOI	4	Hadleigh B1070 Benton Street	SB	Jan-16	ATC	No	1327-3685	1327	3685	139	139	0.031	Yes	Yes	111	111	0.047	Yes	Yes	22	22	0.027	6	6	0.002
9	Calibration		5	Hadleigh A1141	NB	Jan-16	ATC	No	3130-5838	3130	5838	212	114	7.614	No	Yes	168	86	7.223	No	Yes	34	16	3.531	10	12	0.582
10	Calibration		5	Hadleigh A1141	SB	Jan-16	ATC	No	5838-3130	5838	3130	210	132	5.961	No	Yes	167	88	6.982	No	Yes	34	19	2.914	10	26	3.693
11	Calibration	AOI	6	Hadleigh A1071	NB	Jan-16	ATC	No	3701-3130	3701	3130	194	262	4.534	Yes	Yes	146	205	4.455	Yes	Yes	29	46	2.688	18	11	1.856
12	Calibration	AOI	6	Hadleigh A1071	SB	Jan-16	ATC	No	3130-3701	3130	3701	205	204	0.044	Yes	Yes	154	150	0.301	Yes	Yes	31	35	0.652	20	19	0.148
13	Calibration		7	East Bergholt B1068	EB	Jan-16	ATC	No	3127-3114	3127	3114	80	58	2.598	Yes	Yes	63	41	3.037	Yes	Yes	13	10	0.669	5	7	1.048
14	Calibration		7	East Bergholt B1068	WB	Jan-16	ATC	No	3114-3127	3114	3127	75	140	6.252	No	Yes	59	112	5.769	No	Yes	12	20	2.079	5	8	1.297
15	Calibration	AOI	8	Ipswich A137	NB	Jan-16	ATC	No	0347-3006	30347	30062	293	293	0.014	Yes	Yes	225	220	0.382	Yes	Yes	45	47	0.267	23	27	0.829
17	Calibration	AOI	9	Ipswich A1071	EB	Jan-16	ATC	No	5641-50034	5641	50034	380	431	2.522	Yes	Yes	282	343	3.499	Yes	Yes	57	51	0.705	42	36	0.937
18	Calibration	AOI	9	Ipswich A1071	WB	Jan-16	ATC	No	50034-5641	50034	5641	387	398	0.523	Yes	Yes	286	311	1.431	Yes	Yes	57	48	1.237	44	39	0.832
19	Calibration		10	Lavenham A1141 Bury Road	NB	Jan-16	ATC	No	3709-3707	3709	3707	73	73	0.031	Yes	Yes	57	57	0.015	Yes	Yes	11	11	0.080	5	5	0.046
20	Calibration		10	Lavenham A1141 Bury Road	SB	Jan-16	ATC	No	3707-3709	3707	3709	75	76	0.099	Yes	Yes	59	59	0.087	Yes	Yes	12	12	0.070	5	5	0.024
21	Calibration		11	Long Melford A1092 High Street	NB	Jan-16	ATC	No	2792-2793	2792	2793	115	73	4.417	Yes	Yes	88	48	4.806	Yes	Yes	18	15	0.776	10	10	0.004
22	Calibration		11	Long Melford A1092 High Street	SB	Jan-16	ATC	No	2793-2792	2793	2792	119	83	3.551	Yes	Yes	91	56	4.133	Yes	Yes	18	18	0.083	9	9	0.044
25	Calibration		13	Long Melford A1092 Windmill Hill	EB	Jan-16	ATC	No	2792-3314	2792	3314	307	304	0.164	Yes	Yes	244	246	0.151	Yes	Yes	49	49	0.006	15	9	1.528
26	Calibration		13	Long Melford A1092 Windmill Hill	WB	Jan-16	ATC	No	3314-2792	3314	2792	295	290	0.265	Yes	Yes	233	234	0.041	Yes	Yes	47	47	0.024	15	10	1.519
27	Validation	AOI	14	Brantham A137	NB	Jan-16	ATC	No	5853-3104	5853	3104	383	360	1.211	Yes	Yes	303	274	1.687	Yes	Yes	61	57	0.504	19	29	1.879
28	Validation	AOI	14	Brantham A137	SB	Jan-16	ATC	No	3104-5853	3104	5853	376	377	0.063	Yes	Yes	298	296	0.146	Yes	Yes	60	59	0.090	18	22	0.989
29	Calibration	AOI	15	Brantham Bergholt Road	EB	Jan-16	ATC	No	3675-3104	3675	3104	137	174	2.961	Yes	Yes	109	140	2.855	Yes	Yes	22	21	0.130	6	12	1.867
30	Calibration	AOI	15	Brantham Bergholt Road	WB	Jan-16	ATC	No	3104-3675	3104	3675	127	121	0.548	Yes	Yes	101	92	0.916	Yes	Yes	20	16	0.989	5	13	2.366
31	Calibration		16	Nayland A134 Horkesley Road	NB	Jan-16	ATC	No	5661-1305	5661	1305	288	306	1.040	Yes	Yes	220	224	0.243	Yes	Yes	44	59	2.010	24	24	0.019
32	Calibration		16	Nayland A134 Horkesley Road	SB	Jan-16	ATC	No	1305-5661	1305	5661	283	354	3.985	Yes	Yes	216	273	3.668	Yes	Yes	43	60	2.348	24	21	0.666
33	Calibration		17	Alpheton A134	NB	Jan-16	ATC	No	2793-5931	2793	5931	281	377	5.306	No	Yes	210	285	4.818	Yes	Yes	42	63	2.926	29	28	0.152
34	Calibration		17	Alpheton A134	SB	Jan-16	ATC	No	5931-2793	5931	2793	282	389	5.847	No	No	213	292	4.963	Yes	Yes	43	69	3.514	26	28	0.382
35	Calibration	Sudbury	18	Sudbury A134	NB	Jan-16	ATC	No	2789-5829	2789	5829	289	298	0.530	Yes	Yes	222	228	0.463	Yes	Yes	45	46	0.222	23	24	0.134
36	Calibration	Sudbury	18	Sudbury A134	SB	Jan-16	ATC	No	5829-2789	5829	2789	258	288	1.861	Yes	Yes	196	219	1.613	Yes	Yes	39	45	0.863	23	25	0.397
37	Calibration	Sudbury	19	Sudbury B1064	NB	Jan-16	ATC	No	2762-2790	2762	2790	445	469	1.089	Yes	Yes	358	388	1.575	Yes	Yes	72	68	0.449	15	12	0.913
38	Calibration	Sudbury	19	Sudbury B1064	SB	Jan-16	ATC	No	2790-2762	2790	2762	427	467	1.901	Yes	Yes	344	382	1.987	Yes	Yes	69	75	0.680	14	10	0.985
39	Calibration	Sudbury	20	Sudbury Waldingfield Road	EB	Jan-16	ATC	No	3536-3545	3536	3545	234	169	4.631	Yes	Yes	189	140	3.792	Yes	Yes	38	25	2.225	8	3	1.958
40	Calibration	Sudbury	20	Sudbury Waldingfield Road	WB	Jan-16	ATC	No	3545-3536	3545	3536	255	226	1.885	Yes	Yes	206	182	1.708	Yes	Yes	41	37	0.621	8	7	0.576
41	Calibration	Sudbury	21	Sudbury A134	EB	Jan-16	ATC	No	2783-3503	2783	3503	410	528	5.475	No	No	315	402	4.610	Yes	Yes	63	96	3.670	32	30	0.261
42	Calibration	Sudbury	21	Sudbury A134	WB	Jan-16	ATC	No	3503-2783	3503	2783	378	375	0.142	Yes	Yes	288	257	1.883	Yes	Yes	58	80	2.628	33	39	1.089
43	Calibration	Sudbury	22	Sudbury B1508 Bures Road	NB	Jan-16	ATC	No	2786-2636	2786	2636	148	93	5.050	No	Yes	117	81	3.667	Yes	Yes	24	10	3.336	8	2	2.401
44	Calibration	Sudbury	22	Sudbury B1508 Bures Road	SB	Jan-16	ATC	No	2636-2786	2636	2786	152	88	5.810	No	Yes	121	74	4.730	Yes	Yes	24	11	3.309	7	3	1.396
45	Calibration	Sudbury	23	Sudbury A131 Ballingdon Street	EB	Jan-16	ATC	No	3540-2785	3540	2785	511	500	0.463	Yes	Yes	400	389	0.552	Yes	Yes	80	81	0.094	30	30	0.051
46	Calibration	Sudbury	23	Sudbury A131 Ballingdon Street	WB	Jan-16	ATC	No	2785-3540	2785	3540	488	461	1.248	Yes	Yes	386	342	2.326	Yes	Yes	78	97	2.042	25	23	0.386
47	Calibration	Sudbury	24	Sudbury A134	EB	Jan-16	ATC	No	3531-3529	3531	3529	604	604	0.001	Yes	Yes	478	478	0.009	Yes	Yes	96	96	0.005	29	30	0.038
48	Calibration	Sudbury	24	Sudbury A134	WB	Jan-16	ATC	No	3529-3531	3529	3531	615	613	0.103	Yes	Yes	489	487	0.102	Yes	Yes	98	98	0.038	27	27	0.015
49	Calibration	Sudbury	25	Sudbury A134 Northern Road	NB	Jan-16	ATC	No	2780-3526	2780	3526	527	526	0.066	Yes	Yes	416	415	0.090	Yes	Yes	84	84	0.039	27	27	0.005
50	Calibration	Sudbury	25	Sudbury A134 Northern Road	SB	Jan-16	ATC	No	3526-2780	3526	2780	566	563	0.111	Yes	Yes	444	441	0.113	Yes	Yes	89	89	0.028	33	33	0.002
51	Calibration	Sudbury	26	Sudbury B1115 Waldingfield Road	EB	Jan-16	ATC	No	2774-2773	2774	2773	268	287	1.125	Yes	Yes	220	234	0.945	Yes	Yes	44	44	0.030	4	8	1.914
52	Calibration	Sudbury	26	Sudbury B1115 Waldingfield Road	WB	Jan-16	ATC	No	2773-2774	2773	2774	283	280	0.188	Yes	Yes	232	232	0.021	Yes	Yes	47	44	0.433	4	4	0.037
54	Calibration	Sudbury	27	Sudbury A131 Girling Street	SB	Jan-16	ATC	No	2731-2686	2731	2686	765	711	2.000	Yes	Yes	589	583	0.263	Yes	Yes	118	94	2.357	57	34	3.509
56	Calibration	Sudbury	28	Sudbury A131 Gainsborough Street	WB	Jan-16	ATC	No	2708-2707	2708	2707	729	722	0.281	Yes	Yes	562	597	1.434	Yes	Yes	113	112	0.077	54	13	7.164
57	Calibration	Sudbury	29	Sudbury A131	NB	Jan-16	ATC	No	2717-2718	2717	2718	753	754	0.035	Yes	Yes	596	597	0.032	Yes	Yes	120	120	0.024	38	38	0.014
59	Calibration	Sudbury	30	Sudbury Newton Road	EB	Jan-16	ATC	No	2675-2672	2675	2672	327	317	0.545	Yes	Yes	259	252	0.422	Yes	Yes	52	52	0.036	16	13	0.729
60	Calibration	Sudbury	30	Sudbury Newton Road	WB	Jan-16	ATC	No	2672-2675	2672	2675	366	361	0.242	Yes	Yes	288	289	0.045	Yes	Yes	58	55	0.360	20	17	0.621
61	Calibration	Sudbury	31	Sudbury Gt.Cornard	NB	Jan-16	ATC	No	2673-2676	2673	2676	336	314	1.223	Yes	Yes	272	270	0.123	Yes	Yes	55	37	2.628	9	7	0.788
62	Calibration	Sudbury	31	Sudbury Gt.Cornard	SB	Jan-16	ATC	No	2676-2673	2676	2673	456	419	1.788	Yes	Yes	370	373	0.172	Yes	Yes	74	38	4.809	12	7	1.516
63	Calibration	Sudbury	32	Sudbury A131 Melford Road	NB	Jan-16	ATC	No	2756-3537	2756	3537	458	450	0.381	Yes	Yes	362	363	0.031	Yes	Yes	73	64	1.042	23	23	0.017
64	Calibration	Sudbury	32	Sudbury A131 Melford Road	SB	Jan-16	ATC	No	3537-2756	3537	2756	444	444	0.008	Yes	Yes	356	356	0.018	Yes	Yes	72	72	0.040	16	17	0.045
65	Calibration	Sudbury	33	Sudbury Friars Street	EB	Jan-16	ATC	No	2701-2700	2701	2700	181	192	0.776	Yes	Yes	147	170	1.849	Yes	Yes	29	18	2.419	5	4	0.439
66	Calibration	Sudbury	33	Sudbury Friars Street	WB	Jan-16	ATC	No	2700-2701	2700	2701	242	211	2.042	Yes	Yes	198	145	4.017	Yes	Yes	40	43	0.516	5	23	4.997
67	Calibration		34	Mildenhall A11	EB	Jan-16	ATC	No	5790-3785	5790	3785	1240	1221	0.559	Yes	Yes	916	890	0.850	Yes	Yes	184	185	0.037	140	146	0.455
68	Calibration		34	Mildenhall A11	WB	Jan-16	ATC	No	3785-5790	3785	5790	1213	1209	0.127	Yes	Yes	893	886	0.223	Yes	Yes	179	178	0.131	141	145	0.332
69	Calibration		35	Mildenhall A1101 Mildenhall Road	EB	Jan-16	ATC	No	3277-3278	3277	3278	111	111	0.041	Yes	Yes	85	85	0.043	Yes	Yes	17	17	0.001	10	9	0.272
70	Calibration		35	Mildenhall A1101 Mildenhall Road	WB	Jan-16	ATC	No	3278-3277	3278	3277	121	120	0.008	Yes	Yes	93	93	0.043	Yes	Yes	19	19	0.060	9	9	0.021
71	Calibration		36	Mildenhall A11 London Road	EB	Jan-16	ATC	No	3277-5622	3277	5622	933	1010	2.453	Yes	Yes	689	747	2.155	Yes	Yes	138	130	0.758	106	133	2.516
72	Calibration		36	Mildenhall A11 London Road	WB	Jan-16	ATC	No	5622-3277	5622	3277	926	986	1.930	Yes	Yes	677	718	1.539	Yes	Yes	136	131	0.480	113	138	2.193
73	Calibration		37	Mildenhall A1065	NB	Jan-16	ATC	No	3277-3276	3277	3276	345	277	3.878	Yes	Yes	260	206	3.518	Yes	Yes	52	63	1.421	33	7	5.689
74	Calibration		37	Mildenhall A1065	SB	Jan-16	ATC	No	3276-3277	3276	3277	336	305	1.734	Yes	Yes	254	234	1.273	Yes	Yes	51	64	1.708	31	7	5.514
75	Calibration		38	Mildenhall A1101	NB	Jan-16	ATC	No	3277-3810	3277	3810	374	374	0.015	Yes	Yes	293	292	0.040	Yes	Yes	59	59	0.011	22	23	0.068
76	Calibration		38	Mildenhall A1101	SB	Jan-16	ATC	No	3810-3277	3810	3277	391	390	0.064	Yes	Yes	305	305	0.052	Yes	Yes	61	61	0.055	24	24	0.018
77	Validation		39	Brandon A1065 Brandon Road	NB	Jan-16	ATC	No	3275-3959	3275	3959	342	190	9.289	No	No	255	141	8.100	No	No	51	43	1.189	35	6	6.465
78	Validation		39	Brandon A1065 Brandon Road	SB	Jan-16	ATC	No	3959-3275	3959	3275	333	194	8.537	No	No	253	148	7.445	No	No	51	42	1.332	29	5	5.847
79	Calibration		40	Lakenheath Station Road	NB	Jan-16	ATC	No	3957-5862	3957	5862	162	155	0.578	Yes	Yes	124	124	0.032	Yes	Yes	25	25	0.003	13	6	2.243
80	Calibration		40	Lakenheath Station Road	SB	Jan-16	ATC	No	5862-3957	5862	3957	163	157	0.436	Yes	Yes	127	127	0.038	Yes	Yes	25	25	0.086	11	5	1.965
81	Calibration	Newmarket	41	Newmarket A142 Fordham Road	NB	Jan-16	ATC	No	2501-2518	2501	2518	589	598	0.361	Yes	Yes	423	424	0.053	Yes	Yes	85	91	0.679	80	82	0.146

ID	Calibration / Validation	Area	Ref	Site Location	Dir	Date	Data Type	Duplicate?	Ref	A-Node	B-Node	Interpeak															
												ALL VEHICLES					CAR					LGV			HGV		
												Observed	Modelled	GEH	GEH Pass?	Flow Pass?	Observed	Modelled	GEH	GEH Pass?	Flow Pass?	Observed	Modelled	GEH	Observed	Modelled	GEH
82	Calibration	Newmarket	41	Newmarket A142 Fordham Road	SB	Jan-16	ATC	No	2518-2501	2518	2501	575	577	0.059	Yes	Yes	414	414	0.039	Yes	Yes	83	83	0.027	79	79	0.042
83	Calibration	Newmarket	42	Newmarket A142 Fordham Road	NB	Jan-16	ATC	No	2490-2506	2490	2506	651	881	8.312	No	No	515	697	7.405	No	No	103	121	1.621	32	63	4.432
84	Calibration	Newmarket	42	Newmarket A142 Fordham Road	SB	Jan-16	ATC	No	2506-2490	2506	2490	549	663	4.642	Yes	No	429	505	3.515	Yes	Yes	86	106	2.009	33	51	2.856
85	Calibration	Newmarket	43	Newmarket A1304 Bury Road	NB	Jan-16	ATC	No	2447-2534	2447	2534	385	394	0.452	Yes	Yes	305	286	1.116	Yes	Yes	61	99	4.181	18	9	2.538
86	Calibration	Newmarket	43	Newmarket A1304 Bury Road	SB	Jan-16	ATC	No	2534-2447	2534	2447	410	380	1.500	Yes	Yes	326	276	2.846	Yes	Yes	65	96	3.415	19	7	3.090
87	Calibration	Newmarket	44	Newmarket Fred Archer Way	NB	Jan-16	ATC	No	2451-2450	2451	2450	377	307	3.789	Yes	Yes	305	288	0.949	Yes	Yes	61	13	7.999	11	6	1.758
88	Calibration	Newmarket	44	Newmarket Fred Archer Way	SB	Jan-16	ATC	No	2450-2451	2450	2451	435	443	0.384	Yes	Yes	352	353	0.031	Yes	Yes	71	78	0.870	12	12	0.013
89	Calibration	Newmarket	45	Newmarket Old Station Road	EB	Jan-16	ATC	No	2446-2478	2446	2478	277	202	4.797	Yes	Yes	225	171	3.845	Yes	Yes	45	25	3.335	6	6	0.111
90	Calibration	Newmarket	45	Newmarket Old Station Road	WB	Jan-16	ATC	No	2478-2446	2478	2446	291	226	4.025	Yes	Yes	236	193	2.968	Yes	Yes	47	30	2.820	7	3	1.627
91	Calibration	Newmarket	46	Newmarket A1304 Barbara Stradbroke Avenue	EB	Jan-16	ATC	No	2437-2438	2437	2438	427	412	0.748	Yes	Yes	334	323	0.635	Yes	Yes	67	63	0.465	26	26	0.008
92	Calibration	Newmarket	46	Newmarket A1304 Barbara Stradbroke Avenue	WB	Jan-16	ATC	No	2438-2437	2438	2437	352	344	0.444	Yes	Yes	275	280	0.295	Yes	Yes	55	54	0.152	22	10	2.990
93	Calibration	Newmarket	47	Newmarket Exning Road	NB	Jan-16	ATC	No	2485-2514	2485	2514	307	176	8.446	No	No	246	162	5.877	No	Yes	49	11	7.019	11	2	3.330
94	Calibration	Newmarket	47	Newmarket Exning Road	SB	Jan-16	ATC	No	2514-2485	2514	2485	253	275	1.376	Yes	Yes	202	258	3.631	Yes	Yes	41	11	5.785	10	7	1.119
95	Calibration	Newmarket	48	Newmarket Ashley Road	EB	Jan-16	ATC	No	2478-2479	2478	2479	178	77	8.928	No	No	143	59	8.375	No	Yes	29	13	3.357	7	5	0.595
96	Calibration	Newmarket	48	Newmarket Ashley Road	WB	Jan-16	ATC	No	2479-2478	2479	2478	180	89	7.841	No	Yes	143	73	6.718	No	Yes	29	11	3.871	8	4	1.483
97	Calibration		49	Moulton Kennett Road or Moulton Road	NB	Jan-16	ATC	No	3777-3311	3777	3311	71	103	3.421	Yes	Yes	55	71	1.987	Yes	Yes	11	13	0.478	5	19	4.213
98	Calibration		49	Moulton Kennett Road or Moulton Road	SB	Jan-16	ATC	No	3311-3777	3311	3777	62	78	1.820	Yes	Yes	48	56	1.053	Yes	Yes	10	16	1.809	4	5	0.503
99	Calibration		50	RAF Mildenhall A1101 Mildenhall Drove	NB	Jan-16	ATC	No	1304-5863	1304	5863	95	96	0.079	Yes	Yes	73	73	0.019	Yes	Yes	15	15	0.093	8	8	0.087
100	Calibration		50	RAF Mildenhall A1101 Mildenhall Drove	SB	Jan-16	ATC	No	5863-1304	5863	1304	89	94	0.547	Yes	Yes	67	67	0.054	Yes	Yes	13	16	0.721	9	11	0.633
101	Calibration	AOI	51	Debenham B1077 Aspall Road	NB	Jan-16	ATC	No	3923-5913	3923	5913	66	72	0.739	Yes	Yes	50	54	0.522	Yes	Yes	10	14	1.056	5	4	0.593
102	Calibration	AOI	51	Debenham B1077 Aspall Road	SB	Jan-16	ATC	No	5913-3923	5913	3923	62	81	2.226	Yes	Yes	46	61	2.014	Yes	Yes	9	12	0.902	6	7	0.406
103	Calibration	AOI	52	Earl Stonham A1120	EB	Jan-16	ATC	No	2381-3203	2381	3203	110	124	1.302	Yes	Yes	70	90	2.242	Yes	Yes	14	17	0.871	26	17	2.028
104	Calibration	AOI	52	Earl Stonham A1120	WB	Jan-16	ATC	No	3203-2381	3203	2381	130	140	0.864	Yes	Yes	98	108	0.954	Yes	Yes	20	20	0.067	12	12	0.015
105	Calibration	AOI	53	Eye B1077	EB	Jan-16	ATC	No	3929-3207	3929	3207	170	170	0.016	Yes	Yes	135	135	0.013	Yes	Yes	27	27	0.009	9	9	0.036
106	Calibration	AOI	53	Eye B1077	WB	Jan-16	ATC	No	3207-3929	3207	3929	166	166	0.047	Yes	Yes	129	129	0.047	Yes	Yes	26	26	0.006	11	11	0.011
107	Calibration	AOI	54	Eye Yaxley Road	EB	Jan-16	ATC	No	3204-3205	3204	3205	56	55	0.004	Yes	Yes	41	41	0.038	Yes	Yes	8	8	0.091	6	6	0.005
108	Calibration	AOI	54	Eye Yaxley Road	WB	Jan-16	ATC	No	3205-3204	3205	3204	61	61	0.053	Yes	Yes	45	46	0.098	Yes	Yes	9	9	0.028	7	7	0.064
109	Calibration	AOI	55	Eye B1117 Hoxne Road	EB	Jan-16	ATC	No	3206-1007	3206	1007	68	72	0.416	Yes	Yes	53	53	0.102	Yes	Yes	11	11	0.126	5	7	0.943
110	Calibration	AOI	55	Eye B1117 Hoxne Road	WB	Jan-16	ATC	No	1007-3206	1007	3206	63	74	1.268	Yes	Yes	48	56	1.106	Yes	Yes	10	11	0.275	5	7	0.658
111	Calibration	AOI	56	Eye Cranley Green Road	NB	Jan-16	ATC	No	3926-3206	3926	3206	114	115	0.010	Yes	Yes	89	89	0.007	Yes	Yes	18	18	0.035	8	8	0.039
112	Calibration	AOI	56	Eye Cranley Green Road	SB	Jan-16	ATC	No	3206-3926	3206	3926	119	119	0.049	Yes	Yes	92	92	0.004	Yes	Yes	18	18	0.115	9	9	0.000
113	Calibration	AOI	57	Helmingham B1077	NB	Jan-16	ATC	No	3326-3920	3326	3920	84	85	0.065	Yes	Yes	64	65	0.050	Yes	Yes	13	13	0.033	7	7	0.028
114	Calibration	AOI	57	Helmingham B1077	SB	Jan-16	ATC	No	3920-3326	3920	3326	83	83	0.020	Yes	Yes	64	64	0.043	Yes	Yes	13	13	0.010	6	6	0.053
115	Calibration		58	Harleston B1116 Harleston Road	NB	Jan-16	ATC	No	3244-4629	3244	4629	178	177	0.068	Yes	Yes	136	137	0.045	Yes	Yes	27	25	0.544	15	16	0.342
116	Calibration		58	Harleston B1116 Harleston Road	SB	Jan-16	ATC	No	4629-3244	4629	3244	179	168	0.806	Yes	Yes	137	128	0.734	Yes	Yes	27	22	1.045	15	18	0.751
117	Calibration	AOI	59	Claydon Bramford Road	NB	Jan-16	ATC	No	50027-5002	50027	50025	271	209	4.007	Yes	Yes	211	163	3.534	Yes	Yes	42	32	1.751	18	14	0.776
118	Calibration	AOI	59	Claydon Bramford Road	SB	Jan-16	ATC	No	50026-5002	50026	50027	216	188	1.969	Yes	Yes	165	149	1.271	Yes	Yes	33	21	2.271	18	18	0.051
119	Calibration	AOI	60	Claydon Bramford Road	EB	Jan-16	ATC	No	50025-5001	50025	50016	538	517	0.909	Yes	Yes	362	358	0.197	Yes	Yes	73	74	0.118	104	86	1.866
121	Calibration		61	Stanton Street A1088	NB	Jan-16	ATC	No	5917-3914	5917	3914	188	189	0.040	Yes	Yes	146	147	0.082	Yes	Yes	29	29	0.088	13	13	0.007
122	Calibration		61	Stanton Street A1088	SB	Jan-16	ATC	No	3914-5917	3914	5917	191	191	0.020	Yes	Yes	150	149	0.049	Yes	Yes	30	30	0.019	11	12	0.126
123	Calibration		62	Brockford Street A140 The Street	NB	Jan-16	ATC	No	3905-1302	3905	1302	432	440	0.366	Yes	Yes	303	310	0.423	Yes	Yes	61	56	0.594	68	73	0.571
124	Calibration		62	Brockford Street A140 The Street	SB	Jan-16	ATC	No	1302-3905	1302	3905	441	436	0.230	Yes	Yes	305	301	0.243	Yes	Yes	61	61	0.021	75	74	0.049
125	Calibration	AOI	63	Earl Stonham A140	NB	Jan-16	ATC	No	3145-3203	3145	3203	502	512	0.446	Yes	Yes	343	345	0.097	Yes	Yes	69	69	0.036	91	99	0.879
126	Calibration	AOI	63	Earl Stonham A140	SB	Jan-16	ATC	No	3203-3146	3203	3146	497	517	0.886	Yes	Yes	336	341	0.268	Yes	Yes	68	80	1.433	93	96	0.280
127	Calibration	AOI	64	Coddenham B1078 High Street	EB	Jan-16	ATC	No	3146-3147	3146	3147	85	133	4.514	Yes	Yes	67	108	4.393	Yes	Yes	13	17	0.905	6	8	1.004
128	Calibration	AOI	64	Coddenham B1078 High Street	WB	Jan-16	ATC	No	3147-3146	3147	3146	89	98	0.988	Yes	Yes	68	69	0.171	Yes	Yes	14	22	1.947	7	7	0.025
129	Calibration	AOI	65	Needham Market Barking Road	EB	Jan-16	ATC	No	3138-3720	3138	3720	158	191	2.487	Yes	Yes	122	165	3.586	Yes	Yes	25	25	0.054	11	1	4.299
130	Calibration	AOI	65	Needham Market Barking Road	WB	Jan-16	ATC	No	3720-3138	3720	3138	153	190	2.816	Yes	Yes	121	156	3.025	Yes	Yes	24	29	0.990	9	5	1.461
131	Calibration	AOI	66	Needham Market Lower Street	NB	Jan-16	ATC	No	3695-3139	3695	3139	208	207	0.084	Yes	Yes	157	156	0.049	Yes	Yes	31	31	0.114	20	20	0.008
132	Calibration	AOI	66	Needham Market Lower Street	SB	Jan-16	ATC	No	3139-3695	3139	3695	205	205	0.018	Yes	Yes	155	155	0.022	Yes	Yes	31	31	0.011	19	19	0.010
133	Calibration	AOI	67	Stuston A143 Old Bury Road	EB	Jan-16	ATC	No	3935-3248	3935	3248	208	209	0.072	Yes	Yes	139	134	0.430	Yes	Yes	28	33	0.830	41	42	0.233
134	Calibration	AOI	67	Stuston A143 Old Bury Road	WB	Jan-16	ATC	No	3248-3935	3248	3935	209	232	1.549	Yes	Yes	139	148	0.714	Yes	Yes	28	42	2.413	42	42	0.024
135	Validation	AOI	68	East End A1120	EB	Jan-16	ATC	No	3903-3201	3903	3201	129	111	1.603	Yes	Yes	100	83	1.803	Yes	Yes	20	18	0.389	9	10	0.447
136	Validation	AOI	68	East End A1120	WB	Jan-16	ATC	No	3201-3903	3201	3903	118	122	0.381	Yes	Yes	88	91	0.265	Yes	Yes	18	18	0.005	12	14	0.455
137	Calibration		69	Redgrave B1113	NB	Jan-16	ATC	No	80390-5810	80390	5810	61	17	7.107	No	Yes	47	12	6.387	No	Yes	9	3	2.630	5	2	1.728
138	Calibration		69	Redgrave B1113	SB	Jan-16	ATC	No	5810-80390	5810	80390	59	21	5.955	No	Yes	46	15	5.621	No	Yes	9	4	1.995	5	3	0.976
139	Calibration	AOI	70	Stowmarket Stowmarket Road	EB	Jan-16	ATC	No	2383-3716	2383	3716	329	315	0.775	Yes	Yes	262	262	0.040	Yes	Yes	53	53	0.034	14	0	5.197
140	Calibration	AOI	70	Stowmarket Stowmarket Road	WB	Jan-16	ATC	No	3716-2383	3716	2383	318	301	0.930	Yes	Yes	251	251	0.011	Yes	Yes	50	50	0.062	16	0	5.673
141	Calibration	AOI	71	Stowmarket A1120	NB	Jan-16	ATC	No	2414-2380	2414	2380	272	268	0.282	Yes	Yes	216	212	0.254	Yes	Yes	43	41	0.333	13	15	0.332
142	Calibration	AOI	71	Stowmarket A1120	SB	Jan-16	ATC	No	2380-2414	2380	2414	271	271	0.031	Yes	Yes	212	212	0.019	Yes	Yes	43	43	0.069	16	17	0.084
143	Calibration	AOI	72	Stowmarket B1115	EB	Jan-16	ATC	No	80380-2380	80380	2380	236	205	2.091	Yes	Yes	186	158	2.127	Yes	Yes	37	34	0.605	13	13	0.124
144	Calibration	AOI	72	Stowmarket B1115	WB	Jan-16	ATC	No	2380-80380	2380	80380	233	218	1.019	Yes	Yes	184	177	0.516	Yes	Yes	37	35	0.403	12	6	1.951
145	Calibration	AOI	73	Stowmarket Newton Road	NB	Jan-16	ATC	No	2375-2382	2375	2382	105	230	9.721	No	No	79	171	8.174	No	Yes	16	46	5.360	9	14	1.374
146	Calibration	AOI	73	Stowmarket Newton Road	SB	Jan-16	ATC	No	2382-2375	2382	2375	103	248	10.939	No	No	78	173	8.451	No	Yes	16	60	7.190	9	14	1.696
147	Calibration	Stowmarke	74	Stowmarket B1115 Finborough Rd	EB	Jan-16	ATC	No	2350-2349	2350	2349	100	204	8.434	No	No	79	168	7.977	No	Yes	16	29	2.673	5	7	1.083
148	Calibration	Stowmarke	74	Stowmarket B1115 Finborough Rd	WB	Jan-16	ATC	No	2349-2350	2349	2350	112	135	2.103	Yes	Yes	90	96	0.619	Yes	Yes	18	33	2.926	4	6	1.184
149	Calibration	AOI	75	Stowmarket A1120	NB	Jan-16	ATC	No	2386-2391	2386	2391	475	468	0.333	Yes	Yes	363	359	0.203	Yes	Yes	73	69	0.417	40	40	0.022
150	Calibration	AOI	75	Stowmarket A1120	SB	Jan-16	ATC	No	2391-2387	2391	2387	442	441	0.018	Yes	Yes	335	334	0.052	Yes	Yes	67	67	0.052	40	41	0.158
151	Calibration	AOI	76	Stowmarket A1308 Needham Rd	NB	Jan-16	ATC	No	2390-2318	2390	2318	523	395	5.979	No	No	412	306	5.609	No	No	83	60	2.670	28	29	0.145
152	Calibration	AOI	76	Stowmarket A1308 Needham Rd	SB	Jan-16	ATC	No	2318-2390	2318	2390	498	380	5.632	No	No	390	299	4.878	Yes	Yes	78	54	2.981	30	27	0.605
155	Calibration	AOI	78	Stowmarket A1038 Bury Road	NB	Jan-16	ATC	No	2340-3494	2340	3494	437	439	0.097	Yes	Yes	349	373	1.255	Yes	Yes	70	52	2.278	17	13	1.018
156	Calibration	AOI	78	Stowmarket A1038 Bury Road	SB	Jan-16	ATC	No	3494-2340	3494	2340	506	404	4.802	Yes	No	402	335	3.524	Yes	Yes	81	49	3.971	23	20	0.604
157	Calibration	AOI	79	Stowmarket Stowupland Road	NB	Jan-16	ATC	No	5852-2377	5852	2377	149	148	0.068	Yes	Yes	118	118	0.053	Yes	Yes	24	23	0.076	6	7	0.045

ID	Calibration / Validation	Area	Ref	Site Location	Dir	Date	Data Type	Duplicate?	Ref	A-Node	B-Node	Interpeak															
												ALL VEHICLES					CAR					LGV			HGV		
												Observed	Modelled	GEH	GEH Pass?	Flow Pass?	Observed	Modelled	GEH	GEH Pass?	Flow Pass?	Observed	Modelled	GEH	Observed	Modelled	GEH
158	Calibration	AOI	79	Stowmarket Stowupland Road	SB	Jan-16	ATC	No	2377-5852	2377	5852	138	142	0.376	Yes	Yes	111	116	0.443	Yes	Yes	22	22	0.084	4	4	0.058
159	Calibration	AOI	80	Stowmarket B1115 Finborough Road	EB	Jan-16	ATC	No	2346-2434	2346	2434	242	302	3.614	Yes	Yes	196	257	4.027	Yes	Yes	39	38	0.163	6	6	0.003
160	Calibration	AOI	80	Stowmarket B1115 Finborough Road	WB	Jan-16	ATC	No	2434-2346	2434	2346	311	310	0.073	Yes	Yes	252	252	0.001	Yes	Yes	51	49	0.178	8	8	0.011
161	Calibration		81	Stradbroke B1117 Laxfield Rd	EB	Jan-16	ATC	No	3210-3317	3210	3317	62	62	0.021	Yes	Yes	46	46	0.022	Yes	Yes	9	9	0.117	7	7	0.013
162	Calibration		81	Stradbroke B1117 Laxfield Rd	WB	Jan-16	ATC	No	3317-3210	3317	3210	66	67	0.163	Yes	Yes	48	49	0.124	Yes	Yes	10	10	0.116	8	8	0.035
163	Calibration		82	Beyton Thurston Rd	NB	Jan-16	ATC	No	3879-3878	3879	3878	123	125	0.174	Yes	Yes	99	99	0.090	Yes	Yes	20	21	0.301	5	5	0.146
164	Calibration		82	Beyton Thurston Rd	SB	Jan-16	ATC	No	3878-3879	3878	3879	111	111	0.052	Yes	Yes	88	87	0.086	Yes	Yes	18	18	0.053	5	5	0.017
165	Calibration		83	Woolpit Unnamed Road	NB	Jan-16	ATC	No	3838-3837	3838	3837	184	184	0.036	Yes	Yes	145	144	0.048	Yes	Yes	29	29	0.029	10	10	0.076
166	Calibration		83	Woolpit Unnamed Road	SB	Jan-16	ATC	No	3837-3838	3837	3838	199	200	0.062	Yes	Yes	159	159	0.067	Yes	Yes	32	32	0.018	8	8	0.022
167	Calibration		84	Barningham B1111 Stanton Rd	NB	Jan-16	ATC	No	3263-3865	3263	3865	130	137	0.578	Yes	Yes	103	110	0.697	Yes	Yes	21	20	0.223	7	7	0.184
168	Calibration		84	Barningham B1111 Stanton Rd	SB	Jan-16	ATC	No	3865-3263	3865	3263	125	163	3.159	Yes	Yes	100	129	2.748	Yes	Yes	20	24	0.787	5	10	1.747
169	Calibration	y St. Edmu	85	Bury St Edmunds A134 Sicklesmere Road	NB	Jan-16	ATC	No	2132-2111	2132	2111	459	623	7.039	No	No	356	484	6.244	No	No	71	94	2.484	32	45	2.128
170	Calibration	y St. Edmu	85	Bury St Edmunds A134 Sicklesmere Road	SB	Jan-16	ATC	No	2111-2132	2111	2132	436	770	13.592	No	No	332	595	12.191	No	No	67	124	5.871	37	51	2.095
171	Calibration	y St. Edmu	86	Bury St Edmunds A143 Horringer Road	NB	Jan-16	ATC	No	2144-2143	2144	2143	239	353	6.619	No	No	188	290	6.601	No	No	38	45	1.101	14	19	1.201
172	Calibration	y St. Edmu	86	Bury St Edmunds A143 Horringer Road	SB	Jan-16	ATC	No	2143-2144	2143	2144	255	303	2.836	Yes	Yes	201	252	3.414	Yes	Yes	40	38	0.325	14	12	0.536
175	Calibration	y St. Edmu	88	Bury St Edmunds A1302 Cullum Road	NB	Jan-16	ATC	No	2112-1320	2112	1320	460	402	2.795	Yes	Yes	369	367	0.090	Yes	Yes	74	30	6.113	18	5	3.626
176	Calibration	y St. Edmu	88	Bury St Edmunds A1302 Cullum Road	SB	Jan-16	ATC	No	1320-2112	1320	2112	431	390	2.011	Yes	Yes	342	342	0.016	Yes	Yes	69	33	5.046	21	16	1.054
181	Validation	y St. Edmu	91	Bury St Edmunds A1302 Newmarket Road	NB	Jan-16	ATC	No	2159-1308	2159	1308	468	344	6.145	No	No	370	287	4.567	Yes	Yes	74	47	3.461	24	10	3.411
182	Validation	y St. Edmu	91	Bury St Edmunds A1302 Newmarket Road	SB	Jan-16	ATC	No	1308-2159	1308	2159	439	437	0.091	Yes	Yes	347	359	0.659	Yes	Yes	70	63	0.885	22	15	1.657
183	Calibration	y St. Edmu	92	Bury St Edmunds Fornham Lane	NB	Jan-16	ATC	No	3849-2199	3849	2199	226	230	0.300	Yes	Yes	180	181	0.065	Yes	Yes	36	36	0.018	10	14	1.096
184	Calibration	y St. Edmu	92	Bury St Edmunds Fornham Lane	SB	Jan-16	ATC	No	2199-3849	2199	3849	224	222	0.112	Yes	Yes	178	176	0.148	Yes	Yes	36	36	0.036	10	10	0.028
185	Calibration	y St. Edmu	93	Bury St Edmunds Tut Hill	NB	Jan-16	ATC	No	2198-2232	2198	2232	302	111	13.299	No	No	240	82	12.416	No	No	48	10	7.160	13	18	1.351
186	Calibration	y St. Edmu	93	Bury St Edmunds Tut Hill	SB	Jan-16	ATC	No	2232-2198	2232	2198	300	200	6.294	No	Yes	238	141	7.006	No	Yes	48	44	0.568	14	15	0.198
187	Calibration	y St. Edmu	94	Bury St Edmunds Westley Road	EB	Jan-16	ATC	No	2180-2155	2180	2155	170	116	4.541	Yes	Yes	140	90	4.652	Yes	Yes	28	21	1.419	2	5	1.490
188	Calibration	y St. Edmu	94	Bury St Edmunds Westley Road	WB	Jan-16	ATC	No	2155-2180	2155	2180	170	119	4.202	Yes	Yes	140	100	3.686	Yes	Yes	28	16	2.460	2	3	0.842
189	Calibration	y St. Edmu	95	Bury St Edmunds A1101	NB	Jan-16	ATC	No	3381-2217	3381	2217	601	600	0.039	Yes	Yes	481	479	0.066	Yes	Yes	97	97	0.030	24	24	0.038
190	Calibration	y St. Edmu	95	Bury St Edmunds A1101	SB	Jan-16	ATC	No	2217-3381	2217	3381	585	600	0.611	Yes	Yes	465	479	0.637	Yes	Yes	93	94	0.088	27	27	0.038
191	Calibration	y St. Edmu	96	Bury St Edmunds B1106 Thetford Road	NEB	Jan-16	ATC	No	2220-2235	2220	2235	339	520	8.705	No	No	272	420	7.939	No	No	55	82	3.334	12	18	1.323
192	Calibration	y St. Edmu	96	Bury St Edmunds B1106 Thetford Road	SWB	Jan-16	ATC	No	2235-2220	2235	2220	297	503	10.286	No	No	237	398	9.065	No	No	48	81	4.206	13	23	2.455
193	Calibration	y St. Edmu	97	Bury St Edmunds Mildenhall Road	NB	Jan-16	ATC	No	2230-2232	2230	2232	280	163	7.893	No	No	221	117	7.972	No	No	44	31	2.145	15	14	0.168
194	Calibration	y St. Edmu	97	Bury St Edmunds Mildenhall Road	SB	Jan-16	ATC	No	2232-2230	2232	2230	310	122	12.810	No	No	245	84	12.553	No	No	49	17	5.548	15	20	1.208
195	Calibration	y St. Edmu	98	Bury St Edmunds A134	NB	Jan-16	ATC	No	2250-3815	2250	3815	406	458	2.517	Yes	Yes	296	352	3.071	Yes	Yes	60	55	0.641	50	52	0.263
196	Calibration	y St. Edmu	98	Bury St Edmunds A134	SB	Jan-16	ATC	No	3815-2250	3815	2250	374	474	4.874	Yes	No	269	355	4.869	Yes	Yes	54	64	1.241	51	56	0.666
197	Validation	y St. Edmu	99	Bury St Edmunds B1106 Barton Bottom	EB	Jan-16	ATC	No	2250-2259	2250	2259	117	67	5.236	No	Yes	93	54	4.546	Yes	Yes	19	8	3.045	5	5	0.044
198	Validation	y St. Edmu	99	Bury St Edmunds B1106 Barton Bottom	WB	Jan-16	ATC	No	2259-2250	2259	2250	113	62	5.417	No	Yes	91	45	5.474	No	Yes	18	13	1.287	4	4	0.226
199	Calibration	y St. Edmu	100	Bury St Edmunds A134 Compiegne Way	NB	Jan-16	ATC	No	2087-2234	2087	2234	756	780	0.845	Yes	Yes	527	541	0.629	Yes	Yes	106	116	1.011	124	122	0.160
200	Calibration	y St. Edmu	100	Bury St Edmunds A134 Compiegne Way	SB	Jan-16	ATC	No	2234-2087	2234	2087	712	824	4.064	Yes	No	492	620	5.434	No	No	99	107	0.821	121	97	2.281
201	Validation	y St. Edmu	101	Bury St Edmunds A143	NB	Jan-16	ATC	No	5919-3852	5919	3852	476	696	9.088	No	No	354	507	7.349	No	No	71	133	6.152	50	55	0.716
202	Validation	y St. Edmu	101	Bury St Edmunds A143	SB	Jan-16	ATC	No	3852-5919	3852	5919	470	614	6.211	No	No	350	467	5.823	No	No	70	98	3.034	50	49	0.138
203	Calibration	y St. Edmu	102	Bury St Edmunds Mount Road	EB	Jan-16	ATC	No	2282-2284	2282	2284	221	104	9.144	No	No	177	79	8.646	No	Yes	36	21	2.691	8	4	1.782
204	Calibration	y St. Edmu	102	Bury St Edmunds Mount Road	WB	Jan-16	ATC	No	2284-2282	2284	2282	206	91	9.478	No	No	165	64	9.447	No	No	33	21	2.382	8	6	0.736
205	Calibration	y St. Edmu	103	Horninger Poulters Lane	NEB	Jan-16	ATC	No	5638-1011	5638	1011	241	145	6.920	No	Yes	187	106	6.747	No	Yes	38	29	1.536	16	11	1.545
206	Calibration	y St. Edmu	103	Horninger Poulters Lane	SWB	Jan-16	ATC	No	1011-5638	1011	5638	224	124	7.584	No	No	173	92	7.021	No	Yes	35	24	1.909	16	7	2.569
207	Calibration	y St. Edmu	104	Bury St Edmunds Unnamed Road	NB	Jan-16	ATC	No	4004-2284	4004	2284	134	140	0.588	Yes	Yes	105	111	0.583	Yes	Yes	21	21	0.060	8	8	0.197
208	Calibration	y St. Edmu	104	Bury St Edmunds Unnamed Road	SB	Jan-16	ATC	No	2284-4004	2284	4004	108	123	1.415	Yes	Yes	85	96	1.223	Yes	Yes	17	21	0.838	6	6	0.029
209	Calibration	y St. Edmu	105	Bury St Edmunds Hardwick Lane	EB	Jan-16	ATC	No	1319-2137	1319	2137	414	406	0.385	Yes	Yes	341	333	0.458	Yes	Yes	69	69	0.058	5	5	0.053
210	Calibration	y St. Edmu	105	Bury St Edmunds Hardwick Lane	WB	Jan-16	ATC	No	2137-1319	2137	1319	376	370	0.325	Yes	Yes	303	297	0.330	Yes	Yes	61	60	0.091	13	13	0.039
211	Calibration	y St. Edmu	106	Bury St Edmunds Hospital Road	EB	Jan-16	ATC	No	2177-2178	2177	2178	248	249	0.056	Yes	Yes	202	203	0.130	Yes	Yes	40	40	0.134	6	6	0.052
212	Calibration	y St. Edmu	106	Bury St Edmunds Hospital Road	WB	Jan-16	ATC	No	2178-2177	2178	2177	226	248	1.447	Yes	Yes	183	204	1.503	Yes	Yes	37	38	0.193	5	6	0.073
213	Validation	y St. Edmu	107	Bury St Edmunds Flemyng Road	NB	Jan-16	ATC	No	2150-2151	2150	2151	138	100	3.534	Yes	Yes	110	90	1.984	Yes	Yes	22	8	3.520	6	1	2.550
214	Validation	y St. Edmu	107	Bury St Edmunds Flemyng Road	SB	Jan-16	ATC	No	2151-2150	2151	2150	149	109	3.507	Yes	Yes	121	94	2.621	Yes	Yes	24	12	2.768	3	2	0.440
215	Calibration	y St. Edmu	108	Bury St Edmunds A1302 Tayfen Road	EB	Jan-16	ATC	No	2076-2078	2076	2078	556	637	3.337	Yes	Yes	448	530	3.678	Yes	Yes	90	90	0.030	18	17	0.023
216	Calibration	y St. Edmu	108	Bury St Edmunds A1302 Tayfen Road	WB	Jan-16	ATC	No	2078-2076	2078	2076	624	601	0.923	Yes	Yes	507	508	0.042	Yes	Yes	102	78	2.502	16	16	0.018
217	Calibration	y St. Edmu	109	Bury St Edmunds Mustow Street	EB	Jan-16	ATC	No	3860-3399	3860	3399	411	405	0.297	Yes	Yes	333	328	0.292	Yes	Yes	67	67	0.034	11	11	0.121
218	Calibration	y St. Edmu	109	Bury St Edmunds Mustow Street	WB	Jan-16	ATC	No	3399-3860	3399	3860	341	375	1.758	Yes	Yes	276	305	1.678	Yes	Yes	55	60	0.610	10	10	0.012
221	Calibration	y St. Edmu	111	Bury St Edmunds Hollow Road	NB	Jan-16	ATC	No	1358-3427	1358	3427	214	82	10.903	No	No	161	54	10.311	No	No	32	17	3.053	21	11	2.665
222	Calibration	y St. Edmu	111	Bury St Edmunds Hollow Road	SB	Jan-16	ATC	No	3427-1358	3427	1358	186	87	8.520	No	Yes	136	63	7.281	No	Yes	27	15	2.718	23	9	3.619
223	Calibration	y St. Edmu	112	Bury St Edmunds Orttewell Road	NB	Jan-16	ATC	No	2297-2271	2297	2271	482	501	0.834	Yes	Yes	389	405	0.786	Yes	Yes	78	81	0.322	15	15	0.006
224	Calibration	y St. Edmu	112	Bury St Edmunds Orttewell Road	SB	Jan-16	ATC	No	2271-2297	2271	2297	461	425	1.754	Yes	Yes	371	351	1.062	Yes	Yes	75	58	2.036	15	15	0.040
225	Calibration		113	Clare A1092 Cavendish Road	EB	Jan-16	ATC	No	3308-3731	3308	3731	172	172	0.042	Yes	Yes	133	134	0.059	Yes	Yes	27	27	0.059	12	12	0.125
226	Calibration		113	Clare A1092 Cavendish Road	WB	Jan-16	ATC	No	3731-3308	3731	3308	164	161	0.197	Yes	Yes	125	125	0.015	Yes	Yes	25	25	0.025	13	11	0.734
231	Validation		116	Thetford A1088	NB	Jan-16	ATC	No	5921-3265	5921	3265	150	104	4.096	Yes	Yes	113	79	3.491	Yes	Yes	23	18	1.167	14	7	2.047
232	Validation		116	Thetford A1088	SB	Jan-16	ATC	No	3265-5921	3265	5921	153	104	4.301	Yes	Yes	115	78	3.726	Yes	Yes	23	18	1.022	15	7	2.241
235	Calibration		118	Great Bradley B1061	NB	Jan-16	ATC	No	3743-2481	3743	2481	89	87	0.210	Yes	Yes	69	65	0.515	Yes	Yes	14	11	0.935	5	11	1.965
236	Calibration		118	Great Bradley B1061	SB	Jan-16	ATC	No	2481-3743	2481	3743	91	138	4.392	Yes	Yes	72	106	3.532	Yes	Yes	15	24	2.118	4	8	1.784
237	Calibration		119	Kedington B1061 Haverhill Road	NB	Jan-16	ATC	No	3740-2625	3740	2625	132	133	0.076	Yes	Yes	105	106	0.106	Yes	Yes	21	21	0.039	5	5	0.017
238	Calibration		119	Kedington B1061 Haverhill Road	SB	Jan-16	ATC	No	2625-3740	2625	3740	136	136	0.066	Yes	Yes	109	109	0.036	Yes	Yes	22	22	0.037	5	5	0.097
239	Calibration	Haverhill	120	Haverhill A143 Haverhill Rd	EB	Jan-16	ATC	No	2584-2625	2584	2625	285	292	0.419	Yes	Yes	226	233	0.448	Yes	Yes	45	45	0.107	14	15	0.275
240	Calibration	Haverhill	120	Haverhill A143 Haverhill Rd	WB	Jan-16	ATC	No	2625-2584	2625	2584	285	285	0.001	Yes	Yes	226	231	0.289	Yes	Yes	45	42	0.579	13	12	0.149
241	Calibration	Haverhill	121	Haverhill A143 Ehringshausen Way	NB	Jan-16	ATC	No	2573-2572	2573	2572	408	379	1.465	Yes	Yes	324	314	0.521	Yes	Yes	65	47	2.447	19	18	0.340
242	Calibration	Haverhill	121	Haverhill A143 Ehringshausen Way	SB	Jan-16	ATC	No	2572-2573	2572	2573	348	330	0.972	Yes	Yes	275	275	0.009	Yes	Yes	55	37	2.612	17	17	0.011
243	Validation	Haverhill	122	Haverhill A1017	EB	Jan-16	ATC	No	2541-2540	2541	2540	159	212	3.916	Yes	Yes	122	130	0.728	Yes	Yes	24	54	4.747	13	28	3.399
244	Validation	Haverhill	122	Haverhill A1017	WB	Jan-16	ATC	No	2540-2541	2540	2541	148	185	2.891	Yes	Yes	112	106	0.572	Yes	Yes	23	46	4.061	13	32	4.097

ID	Calibration / Validation	Area	Ref	Site Location	Dir	Date	Data Type	Duplicate?	Ref	A-Node	B-Node	Interpeak																
												ALL VEHICLES					CAR					LGV			HGV		
												Observed	Modelled	GEH	GEH Pass?	Flow Pass?	Observed	Modelled	GEH	GEH Pass?	Flow Pass?	Observed	Modelled	GEH	Observed	Modelled	GEH
245	Calibration	Haverhill	123	Haverhill A1017	NB	Jan-16	ATC	No	2556-2612	2556	2612	271	306	2.054	Yes	Yes	198	201	0.190	Yes	Yes	40	68	3.786	33	37	0.751
246	Calibration	Haverhill	123	Haverhill A1017	SB	Jan-16	ATC	No	2612-2556	2612	2556	318	353	1.891	Yes	Yes	237	237	0.009	Yes	Yes	48	77	3.768	33	38	0.785
247	Calibration	Haverhill	124	Haverhill Queens Street	NB	Jan-16	ATC	No	2603-2628	2603	2628	77	48	3.651	Yes	Yes	62	37	3.435	Yes	Yes	12	5	2.436	3	6	1.168
248	Calibration	Haverhill	124	Haverhill Queens Street	SB	Jan-16	ATC	No	2628-2603	2628	2603	84	62	2.501	Yes	Yes	67	48	2.552	Yes	Yes	13	11	0.654	3	4	0.124
249	Calibration	Haverhill	125	Haverhill A1307 Withersfield	EB	Jan-16	ATC	No	2592-2591	2592	2591	428	429	0.042	Yes	Yes	344	344	0.036	Yes	Yes	69	69	0.030	16	16	0.011
250	Calibration	Haverhill	125	Haverhill A1307 Withersfield	WB	Jan-16	ATC	No	2591-2592	2591	2592	445	413	1.551	Yes	Yes	357	357	0.026	Yes	Yes	72	40	4.210	16	16	0.031
251	Calibration	Haverhill	126	Haverhill A1307	EB	Jan-16	ATC	No	2611-2605	2611	2605	388	337	2.685	Yes	Yes	310	272	2.213	Yes	Yes	62	51	1.572	15	14	0.399
252	Calibration	Haverhill	126	Haverhill A1307	WB	Jan-16	ATC	No	2605-2611	2605	2611	310	316	0.357	Yes	Yes	246	267	1.292	Yes	Yes	49	37	1.860	14	12	0.588
253	Calibration	Haverhill	127	Haverhill A143 Rowley Hill	EB	Jan-16	ATC	No	3621-2540	3621	2540	171	171	0.022	Yes	Yes	130	130	0.008	Yes	Yes	26	26	0.036	15	15	0.005
254	Calibration	Haverhill	127	Haverhill A143 Rowley Hill	WB	Jan-16	ATC	No	2540-3621	2540	3621	169	170	0.025	Yes	Yes	128	128	0.016	Yes	Yes	26	26	0.037	15	15	0.081
255	Validation	Haverhill	128	Haverhill A1307	EB	Jan-16	ATC	No	2630-2612	2630	2612	458	723	10.910	No	No	349	540	9.026	No	No	70	132	6.139	39	52	1.957
256	Validation	Haverhill	128	Haverhill A1307	WB	Jan-16	ATC	No	2612-2630	2612	2630	434	650	9.251	No	No	328	493	8.152	No	No	66	108	4.505	41	49	1.234
257	Calibration	Haverhill	129	Wixoe A1092	NB	Jan-16	ATC	No	3307-3308	3307	3308	143	142	0.074	Yes	Yes	112	111	0.056	Yes	Yes	22	22	0.097	9	9	0.054
258	Calibration	Haverhill	129	Wixoe A1092	SB	Jan-16	ATC	No	3308-3307	3308	3307	135	135	0.024	Yes	Yes	104	104	0.019	Yes	Yes	21	21	0.021	10	10	0.002
259	Calibration	Haverhill	130	Haverhill Bumpstead Road	NB	Jan-16	ATC	No	2543-2544	2543	2544	262	298	2.200	Yes	Yes	203	254	3.325	Yes	Yes	41	30	1.754	18	15	0.744
260	Calibration	Haverhill	130	Haverhill Bumpstead Road	SB	Jan-16	ATC	No	2544-2543	2544	2543	259	239	1.273	Yes	Yes	201	198	0.209	Yes	Yes	40	29	1.891	18	12	1.563
261	Calibration	Haverhill	131	Haverhill Burton End	EB	Jan-16	ATC	No	2558-2559	2558	2559	164	162	0.157	Yes	Yes	131	130	0.117	Yes	Yes	26	26	0.121	7	7	0.021
262	Calibration	Haverhill	131	Haverhill Burton End	WB	Jan-16	ATC	No	2559-2558	2559	2558	146	146	0.025	Yes	Yes	116	116	0.017	Yes	Yes	23	23	0.063	7	6	0.068
263	Calibration		132	Hundon Folly Road	NB	Jan-16	ATC	No	3733-3735	3733	3735	41	40	0.059	Yes	Yes	33	32	0.168	Yes	Yes	7	7	0.171	2	2	0.103
264	Calibration		132	Hundon Folly Road	SB	Jan-16	ATC	No	3735-3733	3735	3733	37	37	0.003	Yes	Yes	29	29	0.006	Yes	Yes	6	6	0.065	2	2	0.108
265	Calibration		133	Ixworth A143	NB	Jan-16	ATC	No	3325-3264	3325	3264	543	542	0.012	Yes	Yes	406	406	0.010	Yes	Yes	81	81	0.072	56	56	0.021
266	Calibration		133	Ixworth A143	SB	Jan-16	ATC	No	3264-3325	3264	3325	553	553	0.001	Yes	Yes	414	414	0.008	Yes	Yes	83	83	0.012	56	56	0.003
267	Calibration		134	Wickhambrook B1063	NB	Jan-16	ATC	No	3774-5938	3774	5938	49	93	5.186	No	Yes	38	75	4.901	Yes	Yes	8	13	1.757	3	5	0.586
268	Calibration		134	Wickhambrook B1063	SB	Jan-16	ATC	No	5938-3774	5938	3774	49	83	4.202	Yes	Yes	38	62	3.437	Yes	Yes	8	15	2.278	3	5	0.996
269	Validation		135	Stanton A143 Bury Rd	EB	Jan-16	ATC	No	3875-3867	3875	3867	303	270	1.950	Yes	Yes	213	186	1.911	Yes	Yes	43	42	0.035	47	42	0.867
270	Validation		135	Stanton A143 Bury Rd	WB	Jan-16	ATC	No	3867-3875	3867	3875	300	272	1.646	Yes	Yes	214	186	1.921	Yes	Yes	43	45	0.319	44	41	0.429
271	Calibration	SEGWay	136	Aldeburgh Aldeburgh Road	EB	Jan-16	ATC	No	3190-3189	3190	3189	199	197	0.170	Yes	Yes	160	160	0.040	Yes	Yes	32	32	0.035	7	5	0.673
272	Calibration	SEGWay	136	Aldeburgh Aldeburgh Road	WB	Jan-16	ATC	No	3189-3190	3189	3190	193	189	0.256	Yes	Yes	154	154	0.015	Yes	Yes	31	31	0.004	8	4	1.563
273	Calibration		137	Blythburgh A12 Station Rd	NB	Jan-16	ATC	No	3224-3328	3224	3328	389	388	0.094	Yes	Yes	298	296	0.120	Yes	Yes	60	60	0.030	31	32	0.080
274	Calibration		137	Blythburgh A12 Station Rd	SB	Jan-16	ATC	No	3328-3224	3328	3224	367	367	0.010	Yes	Yes	277	277	0.006	Yes	Yes	56	56	0.014	34	34	0.002
275	Calibration	AOI	138	Earl Soham A1120 Mill Hill	EB	Jan-16	ATC	No	3200-5845	3200	5845	106	93	1.390	Yes	Yes	81	70	1.356	Yes	Yes	16	16	0.094	9	7	0.606
276	Calibration	AOI	138	Earl Soham A1120 Mill Hill	WB	Jan-16	ATC	No	5845-3200	5845	3200	115	102	1.341	Yes	Yes	87	76	1.186	Yes	Yes	18	14	0.892	11	11	0.090
277	Calibration	Felixstowe	139	Felixstowe A154 Candlet Road	NB	Jan-16	ATC	No	80409-2913	80409	2913	598	661	2.517	Yes	Yes	489	475	0.611	Yes	Yes	98	118	1.898	11	68	9.012
278	Calibration	Felixstowe	139	Felixstowe A154 Candlet Road	SB	Jan-16	ATC	No	2913-80409	2913	80409	554	503	2.216	Yes	Yes	452	439	0.606	Yes	Yes	91	44	5.731	11	20	2.271
279	Calibration	Felixstowe	140	Felixstowe A154 Walton Avenue	EB	Jan-16	ATC	No	3551-5859	3551	5859	272	285	0.813	Yes	Yes	219	220	0.072	Yes	Yes	44	44	0.009	9	22	3.166
280	Calibration	Felixstowe	140	Felixstowe A154 Walton Avenue	WB	Jan-16	ATC	No	5859-3551	5859	3551	313	330	0.981	Yes	Yes	253	253	0.014	Yes	Yes	51	51	0.006	9	27	4.226
281	Calibration	Felixstowe	141	Felixstowe A1021 Beatrice Ave	NB	Jan-16	ATC	No	2911-2912	2911	2912	279	266	0.830	Yes	Yes	226	244	1.148	Yes	Yes	45	22	4.124	7	0	3.853
282	Calibration	Felixstowe	141	Felixstowe A1021 Beatrice Ave	SB	Jan-16	ATC	No	2912-2911	2912	2911	330	419	4.592	Yes	Yes	268	315	2.773	Yes	Yes	54	103	5.593	8	0	4.026
283	Calibration	Felixstowe	142	Felixstowe A154 Garrison Lane	NB	Jan-16	ATC	No	2921-2919	2921	2919	424	404	0.965	Yes	Yes	345	346	0.047	Yes	Yes	69	47	2.933	10	11	0.571
284	Calibration	Felixstowe	142	Felixstowe A154 Garrison Lane	SB	Jan-16	ATC	No	2919-2921	2919	2921	399	314	4.502	Yes	Yes	324	283	2.368	Yes	Yes	65	21	6.702	9	9	0.106
285	Validation	Felixstowe	143	Felixstowe A154 Trinity Avenue	NB	Jan-16	ATC	No	2899-2892	2899	2892	251	317	3.923	Yes	Yes	133	163	2.506	Yes	Yes	27	23	0.744	92	131	3.729
286	Validation	Felixstowe	143	Felixstowe A154 Trinity Avenue	SB	Jan-16	ATC	No	2892-2899	2892	2899	479	458	0.955	Yes	Yes	299	232	4.085	Yes	Yes	60	43	2.360	120	183	5.097
287	Calibration	Felixstowe	144	Felixstowe A154 Walton Avenue	EB	Jan-16	ATC	No	2899-2870	2899	2870	237	192	3.105	Yes	Yes	157	153	0.329	Yes	Yes	32	28	0.732	49	11	6.843
288	Calibration	Felixstowe	144	Felixstowe A154 Walton Avenue	WB	Jan-16	ATC	No	2870-2899	2870	2899	239	188	3.477	Yes	Yes	153	153	0.011	Yes	Yes	31	31	0.037	55	4	9.332
289	Calibration	Felixstowe	145	Felixstowe Langer Road	NB	Jan-16	ATC	No	2863-2865	2863	2865	231	233	0.146	Yes	Yes	185	184	0.024	Yes	Yes	37	37	0.049	9	12	0.878
290	Calibration	Felixstowe	145	Felixstowe Langer Road	SB	Jan-16	ATC	No	2865-2863	2865	2863	227	229	0.104	Yes	Yes	182	182	0.049	Yes	Yes	37	37	0.078	9	9	0.145
291	Calibration	Felixstowe	146	Felixstowe Maidstone Road	NB	Jan-16	ATC	No	2906-2907	2906	2907	156	155	0.079	Yes	Yes	127	126	0.121	Yes	Yes	26	26	0.023	3	4	0.137
292	Calibration	Felixstowe	146	Felixstowe Maidstone Road	SB	Jan-16	ATC	No	2907-2906	2907	2906	168	168	0.036	Yes	Yes	137	138	0.052	Yes	Yes	28	28	0.028	3	2	0.189
293	Calibration	Felixstowe	147	Felixstowe High Street	EB	Jan-16	ATC	No	2938-2909	2938	2909	329	318	0.619	Yes	Yes	268	268	0.012	Yes	Yes	54	44	1.369	7	6	0.529
294	Calibration	Felixstowe	147	Felixstowe High Street	WB	Jan-16	ATC	No	2909-2938	2909	2938	339	333	0.298	Yes	Yes	274	274	0.010	Yes	Yes	55	55	0.067	10	5	1.899
295	Calibration	Felixstowe	148	Felixstowe High Road	NB	Jan-16	ATC	No	2939-3566	2939	3566	265	255	0.646	Yes	Yes	211	208	0.207	Yes	Yes	42	42	0.017	12	5	2.560
296	Calibration	Felixstowe	148	Felixstowe High Road	SB	Jan-16	ATC	No	3566-2939	3566	2939	268	227	2.613	Yes	Yes	215	185	2.142	Yes	Yes	43	33	1.738	9	9	0.031
297	Calibration	SEGWay	149	Framlingham B1120	NB	Jan-16	ATC	No	3196-3214	3196	3214	42	51	1.335	Yes	Yes	33	44	1.727	Yes	Yes	7	5	0.534	2	2	0.209
298	Calibration	SEGWay	149	Framlingham B1120	SB	Jan-16	ATC	No	3214-3196	3214	3196	43	59	2.321	Yes	Yes	33	52	2.792	Yes	Yes	7	6	0.408	2	2	0.422
299	Calibration	AOI	150	Framlingham B1116 Dennington Rd	NB	Jan-16	ATC	No	3198-3213	3198	3213	80	76	0.504	Yes	Yes	62	55	0.900	Yes	Yes	13	15	0.670	5	5	0.014
300	Calibration	AOI	150	Framlingham B1116 Dennington Rd	SB	Jan-16	ATC	No	3213-3198	3213	3198	76	77	0.138	Yes	Yes	59	57	0.261	Yes	Yes	12	14	0.661	5	5	0.359
301	Calibration	AOI	151	Framlingham B1119 Saxtead Rd	EB	Jan-16	ATC	No	3199-5976	3199	5976	127	68	5.971	No	Yes	99	48	6.023	No	Yes	20	17	0.766	8	4	1.689
302	Calibration	AOI	151	Framlingham B1119 Saxtead Rd	WB	Jan-16	ATC	No	5976-3199	5976	3199	136	69	6.622	No	Yes	106	49	6.390	No	Yes	21	13	1.919	9	6	1.001
303	Calibration	AOI	152	Framlingham Saxmundham Rd	EB	Jan-16	ATC	No	5978-7315	5978	7315	74	97	2.486	Yes	Yes	59	78	2.233	Yes	Yes	12	17	1.361	3	2	0.484
304	Calibration	AOI	152	Framlingham Saxmundham Rd	WB	Jan-16	ATC	No	7315-5978	7315	5978	72	99	2.959	Yes	Yes	56	81	3.005	Yes	Yes	11	15	0.964	4	3	0.496
305	Calibration	AOI	153	Framlingham Woodbridge Rd	NB	Jan-16	ATC	No	5438-5431	5438	5431	192	204	0.895	Yes	Yes	154	164	0.728	Yes	Yes	31	29	0.323	6	12	1.734
306	Calibration	AOI	153	Framlingham Woodbridge Rd	SB	Jan-16	ATC	No	5431-5438	5431	5438	171	210	2.779	Yes	Yes	136	169	2.660	Yes	Yes	27	29	0.288	8	12	1.275
307	Calibration	Waveney	154	Halesworth B1123 Chediston St	EB	Jan-16	ATC	No	3981-4521	3981	4521	61	61	0.030	Yes	Yes	47	47	0.124	Yes	Yes	10	10	0.153	4	4	0.066
308	Calibration	Waveney	154	Halesworth B1123 Chediston St	WB	Jan-16	ATC	No	4521-3981	4521	3981	64	64	0.069	Yes	Yes	50	50	0.065	Yes	Yes	10	10	0.013	4	4	0.027
309	Validation	AOI	155	Kesgrave A12	NB	Jan-16	ATC	No	30105-3010	30105	30107	1189	1314	3.510	Yes	Yes	924	1042	3.778	Yes	Yes	186	174	0.865	80	98	1.835
311	Calibration	AOI	156	Ipswich A1156	EB	Jan-16	ATC	No	30259-3010	30259	30100	651	430	9.498	No	No	508	369	6.611	No	No	102	41	7.220	41	20	3.865
313	Validation	AOI	157	Kesgrave A1214 Main Rd	EB	Jan-16	ATC	No	30307-3057	30307	30577	694	695	0.056	Yes	Yes	550	592	1.768	Yes	Yes	111	85	2.567	33	18	3.059
314	Validation	AOI	157	Kesgrave A1214 Main Rd	WB	Jan-16	ATC	No	30577-3030	30577	30307	738	821	2.989	Yes	Yes	591	698	4.192	Yes	No	119	100	1.796	28	23	0.832
315	Calibration	AOI	158	Kesgrave A12	NB	Jan-16	ATC	No	30111-3011	30111	30112	1330	1320	0.289	Yes	Yes	1040	1030	0.308	Yes	Yes	209	208	0.092	81	82	0.076
316	Calibration	AOI	158	Kesgrave A12	SB	Jan-16	ATC	No	30112-3011	30112	30111	1411	1396	0.397	Yes	Yes	1092	1088	0.142	Yes	Yes	219	218	0.085	99	90	0.920
317	Calibration	SEGWay	159	Leiston B1122 Abbey Rd	NB	Jan-16	ATC	No	7331-7335	7331	7335	182	215	2.320	Yes	Yes	144	164	1.637	Yes	Yes	29	39	1.762	9	12	0.645
318	Calibration	SEGWay	159	Leiston B1122 Abbey Rd	SB	Jan-16	ATC	No	7335-7331	7335	7331	178	228	3.482	Yes	Yes	142	169	2.159	Yes	Yes	28	40	1.905	8	20	3.113
319	Calibration	SEGWay	160	Leiston B1119 Saxmundham Rd	EB	Jan-16	ATC	No	5519-5514	5519	5514	107	113	0.552	Yes	Yes	85	92	0.685	Yes	Yes	17	19	0.442	5	2	1.408

												Interpeak																
												ALL VEHICLES					CAR					LGV			HGV		
ID	Calibration / Validation	Area	Ref	Site Location	Dir	Date	Data Type	Duplicate?	Ref	A-Node	B-Node	Observed	Modelled	GEH	GEH Pass?	Flow Pass?	Observed	Modelled	GEH	GEH Pass?	Flow Pass?	Observed	Modelled	GEH	Observed	Modelled	GEH
320	Calibration	SEGWay	160	Leiston B1119 Saxmundham Rd	WB	Jan-16	ATC	No	5514-5519	5514	5519	115	110	0.482	Yes	Yes	92	90	0.232	Yes	Yes	19	16	0.548	5	4	0.299
321	Calibration	SEGWay	161	Leiston Aldeburgh Road	NB	Jan-16	ATC	No	3185-5521	3185	5521	169	144	1.977	Yes	Yes	135	125	0.876	Yes	Yes	27	14	2.969	7	5	0.540
322	Calibration	SEGWay	161	Leiston Aldeburgh Road	SB	Jan-16	ATC	No	5521-3185	5521	3185	169	153	1.290	Yes	Yes	135	129	0.511	Yes	Yes	27	13	3.166	7	11	1.226
323	Calibration	SEGWay	162	Leiston B1069 Leiston Rd	NB	Jan-16	ATC	No	3186-5952	3186	5952	164	131	2.766	Yes	Yes	129	105	2.160	Yes	Yes	26	21	1.005	10	4	2.041
324	Calibration	SEGWay	162	Leiston B1069 Leiston Rd	SB	Jan-16	ATC	No	5952-3186	5952	3186	159	130	2.466	Yes	Yes	126	103	2.158	Yes	Yes	25	23	0.505	8	4	1.679
325	Calibration	SEGWay	163	Saxmundham B1121 Main Rd	NB	Jan-16	ATC	No	5974-3327	5974	3327	84	40	5.515	No	Yes	65	36	4.058	Yes	Yes	13	4	3.152	6	0	3.160
326	Calibration	SEGWay	163	Saxmundham B1121 Main Rd	SB	Jan-16	ATC	No	3327-5974	3327	5974	75	37	5.178	No	Yes	59	31	4.272	Yes	Yes	12	4	2.704	4	2	1.411
327	Calibration	SEGWay	164	Saxmundham A12	NB	Jan-16	ATC	No	3194-5543	3194	5543	351	349	0.147	Yes	Yes	267	258	0.589	Yes	Yes	54	60	0.787	30	31	0.157
328	Calibration	SEGWay	164	Saxmundham A12	SB	Jan-16	ATC	No	5543-3194	5543	3194	362	345	0.917	Yes	Yes	274	256	1.109	Yes	Yes	55	57	0.220	33	32	0.143
329	Calibration	SEGWay	165	Saxmundham B1119 Rendham Rd	EB	Jan-16	ATC	No	7329-3194	7329	3194	73	144	6.838	No	Yes	57	112	5.944	No	Yes	11	30	4.019	4	2	0.991
330	Calibration	SEGWay	165	Saxmundham B1119 Rendham Rd	WB	Jan-16	ATC	No	3194-7329	3194	7329	73	134	5.963	No	Yes	58	106	5.286	No	Yes	12	22	2.490	3	6	1.196
331	Calibration	SEGWay	166	Saxmundham B1121 South Entrance	NB	Jan-16	ATC	No	3181-3182	3181	3182	194	194	0.010	Yes	Yes	156	158	0.181	Yes	Yes	31	27	0.714	7	9	0.622
332	Calibration	SEGWay	166	Saxmundham B1121 South Entrance	SB	Jan-16	ATC	No	3182-3181	3182	3181	188	161	2.054	Yes	Yes	151	133	1.538	Yes	Yes	30	17	2.641	6	10	1.452
333	Calibration	SEGWay	167	Friston B1121 Saxmundham Rd	NB	Jan-16	ATC	No	5501-7350	5501	7350	40	62	3.023	Yes	Yes	32	49	2.668	Yes	Yes	6	11	1.644	2	1	0.253
334	Calibration	SEGWay	167	Friston B1121 Saxmundham Rd	SB	Jan-16	ATC	No	7350-5501	7350	5501	45	46	0.162	Yes	Yes	36	42	0.881	Yes	Yes	7	3	1.968	1	1	0.016
335	Validation	SEGWay	168	Snape B1069 Bridge Rd	NB	Jan-16	ATC	No	7346-7363	7346	7363	176	164	0.956	Yes	Yes	140	126	1.244	Yes	Yes	28	32	0.728	8	6	0.798
336	Validation	SEGWay	168	Snape B1069 Bridge Rd	SB	Jan-16	ATC	No	7363-7346	7363	7346	175	162	0.958	Yes	Yes	139	126	1.161	Yes	Yes	28	32	0.817	8	4	1.442
337	Calibration	SEGWay	169	Sudbourne B1084	EB	Jan-16	ATC	No	3166-5506	3166	5506	74	44	3.953	Yes	Yes	59	37	3.085	Yes	Yes	12	5	2.287	3	1	1.506
338	Calibration	SEGWay	169	Sudbourne B1084	WB	Jan-16	ATC	No	5506-3166	5506	3166	72	53	2.382	Yes	Yes	57	46	1.526	Yes	Yes	11	6	1.950	3	1	1.406
339	Calibration	AOI	170	Wickham Market Ash Road	EB	Jan-16	ATC	No	3173-5485	3173	5485	126	61	6.671	No	Yes	102	51	5.811	No	Yes	20	9	3.087	4	2	1.214
340	Calibration	AOI	170	Wickham Market Ash Road	WB	Jan-16	ATC	No	5485-3173	5485	3173	101	62	4.248	Yes	Yes	80	53	3.398	Yes	Yes	16	8	2.348	4	2	1.424
343	Calibration	AOI	172	Wickham Market B1078	EB	Jan-16	ATC	No	70378-7308	70378	7308	79	71	0.957	Yes	Yes	61	55	0.704	Yes	Yes	12	13	0.296	6	2	1.958
344	Calibration	AOI	172	Wickham Market B1078	WB	Jan-16	ATC	No	7308-70378	7308	70378	81	58	2.772	Yes	Yes	64	43	2.934	Yes	Yes	13	11	0.438	3	3	0.020
345	Calibration	AOI	173	Wickham Market B1438	NB	Jan-16	ATC	No	5771-5466	5771	5466	159	135	2.016	Yes	Yes	130	110	1.743	Yes	Yes	26	19	1.576	4	6	0.973
346	Calibration	AOI	173	Wickham Market B1438	SB	Jan-16	ATC	No	5466-5771	5466	5771	148	150	0.121	Yes	Yes	119	125	0.574	Yes	Yes	24	21	0.619	5	3	0.929
347	Calibration	AOI	174	Woodbridge A12	NB	Jan-16	ATC	No	3158-2995	3158	2995	633	699	2.562	Yes	Yes	483	539	2.465	Yes	Yes	97	109	1.216	53	51	0.270
348	Calibration	AOI	174	Woodbridge A12	SB	Jan-16	ATC	No	2995-3158	2995	3158	693	749	2.099	Yes	Yes	522	578	2.384	Yes	Yes	105	116	1.058	66	55	1.374
349	Calibration	AOI	175	Woodbridge A1152 Orford Road	EB	Jan-16	ATC	No	3163-5474	3163	5474	300	244	3.343	Yes	Yes	236	196	2.725	Yes	Yes	47	38	1.396	17	11	1.619
350	Calibration	AOI	175	Woodbridge A1152 Orford Road	WB	Jan-16	ATC	No	5474-3163	5474	3163	291	295	0.235	Yes	Yes	228	244	1.007	Yes	Yes	46	41	0.675	18	11	1.864
351	Calibration	AOI	176	Woodbridge Yarmouth Road	NB	Jan-16	ATC	No	1334-7374	1334	7374	214	152	4.578	Yes	Yes	171	123	3.921	Yes	Yes	34	20	2.706	9	8	0.078
352	Calibration	AOI	176	Woodbridge Yarmouth Road	SB	Jan-16	ATC	No	7374-1334	7374	1334	188	143	3.509	Yes	Yes	151	117	2.964	Yes	Yes	30	19	2.381	6	7	0.423
353	Validation	AOI	177	Woodbridge A1152 Woods Lane	EB	Jan-16	ATC	No	5449-1335	5449	1335	464	426	1.792	Yes	Yes	365	342	1.246	Yes	Yes	73	72	0.197	25	13	2.908
354	Validation	AOI	177	Woodbridge A1152 Woods Lane	WB	Jan-16	ATC	No	1335-5449	1335	5449	475	454	0.996	Yes	Yes	373	363	0.499	Yes	Yes	75	73	0.271	27	18	2.014
355	Validation	AOI	178	Woodbridge Burkitt Road	EB	Jan-16	ATC	No	5446-6012	5446	6012	116	95	2.043	Yes	Yes	95	84	1.142	Yes	Yes	19	10	2.283	3	1	1.062
356	Validation	AOI	178	Woodbridge Burkitt Road	WB	Jan-16	ATC	No	6012-5446	6012	5446	89	90	0.066	Yes	Yes	72	78	0.749	Yes	Yes	14	10	1.241	3	1	1.121
357	Calibration	AOI	179	Woodbridge Ipswich Road	EB	Jan-16	ATC	No	50107-6014	50107	6014	509	541	1.437	Yes	Yes	415	472	2.680	Yes	Yes	83	67	1.850	10	2	3.046
358	Calibration	AOI	179	Woodbridge Ipswich Road	WB	Jan-16	ATC	No	6014-50107	6014	50107	430	503	3.416	Yes	Yes	350	441	4.552	Yes	Yes	70	60	1.278	9	3	2.615
359	Calibration	AOI	180	Woodbridge Grundisburgh Road	EB	Jan-16	ATC	No	50054-5005	50054	50053	207	150	4.256	Yes	Yes	166	111	4.605	Yes	Yes	33	20	2.504	8	19	2.804
360	Calibration	AOI	180	Woodbridge Grundisburgh Road	WB	Jan-16	ATC	No	50053-5005	50053	50054	269	308	2.324	Yes	Yes	216	248	2.077	Yes	Yes	43	43	0.109	9	18	2.340
361	Calibration	AOI	181	Woodbridge B1083	NB	Jan-16	ATC	No	5946-3163	5946	3163	227	259	2.069	Yes	Yes	179	190	0.810	Yes	Yes	36	49	1.980	12	20	2.074
362	Calibration	AOI	181	Woodbridge B1083	SB	Jan-16	ATC	No	3163-5946	3163	5946	220	225	0.303	Yes	Yes	175	173	0.191	Yes	Yes	35	42	1.143	10	10	0.026
363	Validation	AOI	182	Woodbridge Melton Road	NB	Jan-16	ATC	No	5452-1337	5452	1337	381	128	15.887	No	No	309	111	13.653	No	No	62	14	7.887	10	3	2.742
364	Validation	AOI	182	Woodbridge Melton Road	SB	Jan-16	ATC	No	1337-5452	1337	5452	335	170	10.329	No	No	272	143	8.960	No	No	55	21	5.507	8	7	0.454
367	Calibration		184	Yoxford A1120 Yoxford Rd	EB	Jan-16	ATC	No	5910-5534	5910	5534	102	101	0.174	Yes	Yes	80	80	0.013	Yes	Yes	16	16	0.019	6	5	0.768
368	Calibration		184	Yoxford A1120 Yoxford Rd	WB	Jan-16	ATC	No	5534-5910	5534	5910	99	99	0.001	Yes	Yes	77	77	0.031	Yes	Yes	15	15	0.104	7	7	0.047
369	Validation	SEGWay	185	Yoxford A12 Main Rd	NB	Jan-16	ATC	No	7306-7307	7306	7307	385	411	1.287	Yes	Yes	292	313	1.229	Yes	Yes	59	66	0.949	35	32	0.552
370	Validation	SEGWay	185	Yoxford A12 Main Rd	SB	Jan-16	ATC	No	7307-7306	7307	7306	389	405	0.810	Yes	Yes	294	308	0.800	Yes	Yes	59	64	0.624	36	33	0.444
371	Calibration	Beccles	186	Beccles A146 Norwich Road	EB	Jan-16	ATC	No	2851-2850	2851	2850	669	666	0.135	Yes	Yes	514	511	0.136	Yes	Yes	103	103	0.071	52	52	0.041
372	Calibration	Beccles	186	Beccles A146 Norwich Road	WB	Jan-16	ATC	No	2850-2851	2850	2851	686	686	0.001	Yes	Yes	524	525	0.034	Yes	Yes	105	105	0.063	57	56	0.021
375	Calibration	Beccles	188	Beccles B1062 Bungay Road	EB	Jan-16	ATC	No	2862-2827	2862	2827	192	212	1.384	Yes	Yes	151	172	1.653	Yes	Yes	30	28	0.452	11	12	0.324
376	Calibration	Beccles	188	Beccles B1062 Bungay Road	WB	Jan-16	ATC	No	2827-2862	2827	2862	185	205	1.441	Yes	Yes	145	164	1.529	Yes	Yes	29	27	0.316	11	14	0.797
377	Calibration	Beccles	189	Beccles A145 London Road	NB	Jan-16	ATC	No	2861-5652	2861	5652	206	116	7.145	No	Yes	157	92	5.888	No	Yes	32	15	3.384	17	9	2.376
378	Calibration	Beccles	189	Beccles A145 London Road	SB	Jan-16	ATC	No	5652-2861	5652	2861	190	98	7.666	No	Yes	145	77	6.396	No	Yes	29	13	3.388	16	7	2.635
379	Validation	Beccles	190	Beccles Lowestoft Road	EB	Jan-16	ATC	No	2813-2814	2813	2814	228	206	1.494	Yes	Yes	178	178	0.000	Yes	Yes	36	22	2.639	14	6	2.509
380	Validation	Beccles	190	Beccles Lowestoft Road	WB	Jan-16	ATC	No	2814-2813	2814	2813	201	184	1.185	Yes	Yes	157	159	0.201	Yes	Yes	32	18	2.808	12	7	1.611
381	Calibration	Beccles	191	Beccles A146	EB	Jan-16	ATC	No	2814-2815	2814	2815	614	652	1.504	Yes	Yes	470	515	2.010	Yes	Yes	94	94	0.055	49	43	0.917
382	Calibration	Beccles	191	Beccles A146	WB	Jan-16	ATC	No	2815-2814	2815	2814	613	649	1.423	Yes	Yes	465	511	2.068	Yes	Yes	93	93	0.073	55	45	1.305
385	Calibration	Beccles	193	Beccles B1127 Benacre Road	EB	Jan-16	ATC	No	2816-3993	2816	3993	165	163	0.157	Yes	Yes	127	125	0.155	Yes	Yes	25	25	0.088	13	13	0.043
386	Calibration	Beccles	193	Beccles B1127 Benacre Road	WB	Jan-16	ATC	No	3993-2816	3993	2816	161	160	0.062	Yes	Yes	121	121	0.032	Yes	Yes	24	24	0.082	15	15	0.008
387	Calibration	Beccles	194	Beccles Copland Way	NB	Jan-16	ATC	No	3617-2815	3617	2815	211	201	0.644	Yes	Yes	153	153	0.035	Yes	Yes	31	31	0.074	27	17	2.132
388	Calibration	Beccles	194	Beccles Copland Way	SB	Jan-16	ATC	No	2815-3617	2815	3617	217	214	0.172	Yes	Yes	169	166	0.214	Yes	Yes	34	34	0.007	14	14	0.056
389	Calibration	Beccles	195	Beccles Bridge Street	EB	Jan-16	ATC	No	2852-2847	2852	2847	163	217	3.914	Yes	Yes	128	172	3.606	Yes	Yes	26	45	3.212	9	0	4.314
390	Calibration	Beccles	195	Beccles Bridge Street	WB	Jan-16	ATC	No	2847-2852	2847	2852	170	232	4.363	Yes	Yes	138	187	3.813	Yes	Yes	28	45	2.864	4	0	2.843
391	Calibration	Waveney	196	Bungay A144 Broad Street	NB	Jan-16	ATC	No	5686-3237	5686	3237	115	109	0.553	Yes	Yes	85	85	0.054	Yes	Yes	17	17	0.004	13	7	2.003
392	Calibration	Waveney	196	Bungay A144 Broad Street	SB	Jan-16	ATC	No	3237-5686	3237	5686	304	306	0.157	Yes	Yes	240	243	0.186	Yes	Yes	48	48	0.027	16	16	0.010
393	Calibration	Waveney	197	Bungay Beccles Road	EB	Jan-16	ATC	No	4593-3234	4593	3234	102	102	0.008	Yes	Yes	81	81	0.003	Yes	Yes	16	16	0.073	5	5	0.079
394	Calibration	Waveney	197	Bungay Beccles Road	WB	Jan-16	ATC	No	3234-4593	3234	4593	76	72	0.486	Yes	Yes	62	62	0.006	Yes	Yes	12	9	1.214	2	1	0.171
395	Calibration	Waveney	198	Bungay Flixton Road	NB	Jan-16	ATC	No	3236-4601	3236	4601	69	69	0.012	Yes	Yes	55	55	0.039	Yes	Yes	11	11	0.042	3	3	0.191
396	Calibration	Waveney	198	Bungay Flixton Road	SB	Jan-16	ATC	No	4601-3236	4601	3236	39	38	0.091	Yes	Yes	31	31	0.033	Yes	Yes	6	6	0.119	1	1	0.088
397	Calibration	Waveney	199	Bungay A144 St John's Road	NB	Jan-16	ATC	No	3235-5698	3235	5698	267	204	4.130	Yes	Yes	210	159	3.712	Yes	Yes	42	29	2.181	15	15	0.023
398	Calibration	Waveney	199	Bungay A144 St John's Road	SB	Jan-16	ATC	No	5698-3235	5698	3235	245	248	0.184	Yes	Yes	197	199	0.170	Yes	Yes	40	40	0.074	8	8	0.011
399	Calibration	Waveney	200	Bungay Flixton Road	EB	Jan-16	ATC	No	3242-3236	3242	3236	129	122	0.683	Yes	Yes	97	97	0.003	Yes	Yes	20	16	0.788	13	8	1.324
400	Calibration	Waveney	200	Bungay Flixton Road	WB	Jan-16	ATC	No	3236-3242	3236	3242	120	121	0.057	Yes	Yes	92	93	0.101	Yes	Yes	18	18	0.096	10	11	0.019

ID	Calibration / Validation	Area	Ref	Site Location	Dir	Date	Data Type	Duplicate?	Ref	A-Node	B-Node	Interpeak															
												ALL VEHICLES					CAR					LGV			HGV		
												Observed	Modelled	GEH	GEH Pass?	Flow Pass?	Observed	Modelled	GEH	GEH Pass?	Flow Pass?	Observed	Modelled	GEH	Observed	Modelled	GEH
401	Calibration	Waveney	201	Bungay Watch House Hill	EB	Jan-16	ATC	No	4550-3995	4550	3995	185	184	0.013	Yes	Yes	146	146	0.018	Yes	Yes	29	29	0.056	9	9	0.030
402	Calibration	Waveney	201	Bungay Watch House Hill	WB	Jan-16	ATC	No	3995-4550	3995	4550	170	171	0.092	Yes	Yes	133	133	0.001	Yes	Yes	27	27	0.049	10	11	0.289
403	Validation	Waveney	202	Bungay A144	EB	Jan-16	ATC	No	3985-5784	3985	5784	167	239	5.039	No	Yes	124	188	5.126	No	Yes	25	41	2.825	18	10	2.289
404	Validation	Waveney	202	Bungay A144	WB	Jan-16	ATC	No	5784-3985	5784	3985	181	199	1.369	Yes	Yes	137	152	1.321	Yes	Yes	27	31	0.744	17	15	0.261
405	Calibration	Waveney	203	Halesworth A144	NB	Jan-16	ATC	No	4535-3983	4535	3983	194	169	1.846	Yes	Yes	143	127	1.383	Yes	Yes	29	28	0.124	22	14	1.914
406	Calibration	Waveney	203	Halesworth A144	SB	Jan-16	ATC	No	3983-4535	3983	4535	179	184	0.373	Yes	Yes	135	142	0.607	Yes	Yes	27	33	1.028	17	9	2.138
407	Calibration	Waveney	204	Halesworth B1123 Holton Road	EB	Jan-16	ATC	No	5580-3220	5580	3220	175	167	0.597	Yes	Yes	141	134	0.530	Yes	Yes	28	26	0.348	6	6	0.092
408	Calibration	Waveney	204	Halesworth B1123 Holton Road	WB	Jan-16	ATC	No	3220-5580	3220	5580	176	176	0.006	Yes	Yes	141	141	0.019	Yes	Yes	28	28	0.063	7	7	0.069
409	Calibration	Waveney	205	Halesworth Walpole Road	NB	Jan-16	ATC	No	5416-5576	5416	5576	81	81	0.062	Yes	Yes	64	64	0.042	Yes	Yes	13	13	0.042	4	4	0.038
410	Calibration	Waveney	205	Halesworth Walpole Road	SB	Jan-16	ATC	No	5576-5416	5576	5416	78	78	0.063	Yes	Yes	61	61	0.030	Yes	Yes	12	12	0.078	5	5	0.023
411	Validation	Waveney	206	Halesworth A144 Bramfield Road	NB	Jan-16	ATC	No	5858-5578	5858	5578	160	146	1.119	Yes	Yes	122	108	1.309	Yes	Yes	24	29	0.876	14	9	1.288
412	Validation	Waveney	206	Halesworth A144 Bramfield Road	SB	Jan-16	ATC	No	5578-5858	5578	5858	149	152	0.281	Yes	Yes	112	107	0.471	Yes	Yes	23	30	1.424	14	15	0.286
413	Validation	Waveney	207	Kessingland B1437 London Road	NB	Jan-16	ATC	No	6316-4501	6316	4501	168	75	8.453	No	Yes	132	74	5.707	No	Yes	26	1	6.836	10	0	4.439
414	Validation	Waveney	207	Kessingland B1437 London Road	SB	Jan-16	ATC	No	4501-6316	4501	6316	190	115	6.096	No	Yes	150	112	3.304	Yes	Yes	30	2	7.008	9	0	4.239
415	Calibration	Waveney	208	Southwold A1095 Mights Road	NB	Jan-16	ATC	No	4574-5657	4574	5657	368	351	0.905	Yes	Yes	296	296	0.015	Yes	Yes	60	43	2.337	12	12	0.051
416	Calibration	Waveney	208	Southwold A1095 Mights Road	SB	Jan-16	ATC	No	5657-4574	5657	4574	352	339	0.690	Yes	Yes	283	283	0.015	Yes	Yes	57	44	1.778	12	12	0.017
417	Calibration	Waveney	209	Southwold B1126 Wangford Road	EB	Jan-16	ATC	No	4569-5408	4569	5408	61	61	0.008	Yes	Yes	48	48	0.084	Yes	Yes	10	10	0.140	3	2	0.553
418	Calibration	Waveney	209	Southwold B1126 Wangford Road	WB	Jan-16	ATC	No	5408-4569	5408	4569	67	66	0.158	Yes	Yes	53	53	0.035	Yes	Yes	11	11	0.090	3	2	0.820
419	Calibration	Waveney	210	Southwold A1095 Halesworth Road	EB	Jan-16	ATC	No	4568-4572	4568	4572	182	80	8.881	No	No	145	65	7.810	No	Yes	29	12	3.784	8	3	1.914
420	Calibration	Waveney	210	Southwold A1095 Halesworth Road	WB	Jan-16	ATC	No	4572-4568	4572	4568	195	85	9.346	No	No	154	71	7.883	No	Yes	31	11	4.249	10	3	2.948
421	Calibration	Waveney	211	Southwold B1127 Lowestoft Road	NB	Jan-16	ATC	No	4610-3228	4610	3228	139	228	6.531	No	Yes	112	179	5.542	No	Yes	23	35	2.388	5	13	2.911
422	Calibration	Waveney	211	Southwold B1127 Lowestoft Road	SB	Jan-16	ATC	No	3228-4610	3228	4610	136	222	6.467	No	Yes	108	173	5.495	No	Yes	22	36	2.717	6	13	2.189
423	Calibration	Waveney	212	Wangford A12	NB	Jan-16	ATC	No	3223-3233	3223	3233	264	306	2.453	Yes	Yes	204	235	2.109	Yes	Yes	41	48	1.089	20	23	0.632
424	Calibration	Waveney	212	Wangford A12	SB	Jan-16	ATC	No	3233-3223	3233	3223	272	301	1.738	Yes	Yes	207	227	1.394	Yes	Yes	42	45	0.527	23	28	1.063
427	Calibration	AOI	214	Stratford St Mary B1029	EB	Jan-16	ATC	No	3673-3120	3673	3120	61	63	0.218	Yes	Yes	49	50	0.197	Yes	Yes	10	10	0.116	3	3	0.023
428	Calibration	AOI	214	Stratford St Mary B1029	WB	Jan-16	ATC	No	3120-3673	3120	3673	147	146	0.133	Yes	Yes	115	114	0.100	Yes	Yes	23	23	0.065	9	9	0.077
429	Calibration		215	RAF Mildenhall A1101	EB	Jan-16	ATC	No	3802-1350	3802	1350	431	376	2.729	Yes	Yes	344	310	1.868	Yes	Yes	69	50	2.463	18	16	0.492
430	Calibration		215	RAF Mildenhall A1101	WB	Jan-16	ATC	No	1350-3802	1350	3802	231	230	0.089	Yes	Yes	182	188	0.407	Yes	Yes	37	31	0.992	12	11	0.327
433	Calibration		217	Lackford A1101	NB	Jan-16	ATC	No	2231-5924	2231	5924	154	160	0.463	Yes	Yes	120	120	0.002	Yes	Yes	24	29	0.929	10	11	0.319
434	Calibration		217	Lackford A1101	SB	Jan-16	ATC	No	5924-2231	5924	2231	141	172	2.526	Yes	Yes	106	126	1.894	Yes	Yes	21	32	2.126	14	14	0.054
435	Calibration		218	Moulton B1506	EB	Jan-16	ATC	No	2534-3311	2534	3311	175	167	0.557	Yes	Yes	139	138	0.043	Yes	Yes	28	21	1.332	8	8	0.060
436	Calibration		218	Moulton B1506	WB	Jan-16	ATC	No	3311-2534	3311	2534	191	186	0.390	Yes	Yes	153	153	0.009	Yes	Yes	31	25	1.008	7	7	0.039
437	Validation	Newmarket	219	Newmarket B1061 Dullingham Road	NB	Jan-16	ATC	No	5850-2468	5850	2468	155	79	7.001	No	Yes	117	59	6.204	No	Yes	23	10	3.196	14	10	1.267
438	Validation	Newmarket	219	Newmarket B1061 Dullingham Road	SB	Jan-16	ATC	No	2468-5850	2468	5850	157	133	1.966	Yes	Yes	126	102	2.220	Yes	Yes	25	23	0.438	6	8	0.845
439	Calibration	AOI	220	Scole A140 Scole Bridge	NB	Jan-16	ATC	No	3245-3247	3245	3247	468	507	1.761	Yes	Yes	339	361	1.159	Yes	Yes	68	84	1.829	60	62	0.158
440	Calibration	AOI	220	Scole A140 Scole Bridge	SB	Jan-16	ATC	No	3247-3245	3247	3245	443	520	3.523	Yes	Yes	316	376	3.222	Yes	Yes	63	76	1.487	64	69	0.610
441	Validation	SEGWay	221	Wickham Market B1078	EB	Jan-16	ATC	No	5945-3169	5945	3169	34	38	0.711	Yes	Yes	26	32	1.157	Yes	Yes	5	5	0.223	2	1	1.265
442	Validation	SEGWay	221	Wickham Market B1078	WB	Jan-16	ATC	No	3169-5945	3169	5945	35	36	0.212	Yes	Yes	27	30	0.678	Yes	Yes	5	4	0.438	2	1	1.066
443	Calibration		222	Stutton Holbrook Road	EB	Jan-16	ATC	No	3105-3663	3105	3663	79	60	2.270	Yes	Yes	62	48	1.963	Yes	Yes	13	9	1.183	4	3	0.242
444	Calibration		222	Stutton Holbrook Road	WB	Jan-16	ATC	No	3663-3105	3663	3105	81	59	2.550	Yes	Yes	64	49	1.940	Yes	Yes	13	9	1.242	4	1	1.639
449	Calibration	Sudbury	5 - 05.05.20	Sudbury Cats Lane	NB	Jan-16	ATC	No	2665-2667	2665	2667	152	133	1.541	Yes	Yes	123	120	0.270	Yes	Yes	25	12	3.020	4	1	1.587
450	Calibration	Sudbury	5 - 05.05.20	Sudbury Cats Lane	SB	Jan-16	ATC	No	2667-2665	2667	2665	111	81	3.082	Yes	Yes	90	70	2.223	Yes	Yes	18	8	2.845	3	3	0.007
453	Calibration	Sudbury	226	Sudbury Acton Lane	NB	Jan-16	ATC	No	3530-5830	3530	5830	64	14	8.019	No	Yes	52	13	6.882	No	Yes	10	1	4.026	2	0	1.364
454	Calibration	Sudbury	226	Sudbury Acton Lane	SB	Jan-16	ATC	No	5830-3530	5830	3530	58	20	6.072	No	Yes	47	19	4.909	Yes	Yes	9	1	3.734	1	0	1.382
455	Calibration	Sudbury	227	Sudbury Valley Road	NB	Jan-16	ATC	No	5834-3546	5834	3546	134	136	0.124	Yes	Yes	108	110	0.117	Yes	Yes	22	22	0.050	4	4	0.004
456	Calibration	Sudbury	227	Sudbury Valley Road	SB	Jan-16	ATC	No	3546-5834	3546	5834	115	119	0.312	Yes	Yes	93	96	0.330	Yes	Yes	19	19	0.086	4	4	0.099
457	Calibration	Sudbury	228	Sudbury Melford Road	NB	Jan-16	ATC	No	5830-5829	5830	5829	122	125	0.252	Yes	Yes	95	97	0.217	Yes	Yes	19	19	0.009	8	9	0.241
458	Calibration	Sudbury	228	Sudbury Melford Road	SB	Jan-16	ATC	No	5829-5830	5829	5830	124	124	0.001	Yes	Yes	96	97	0.029	Yes	Yes	19	19	0.096	8	8	0.055
459	Validation	Sudbury	229	Newton A134	EB	Jan-16	ATC	No	5834-2787	5834	2787	460	596	5.922	No	No	355	457	5.082	No	No	71	107	3.794	34	32	0.365
460	Validation	Sudbury	229	Newton A134	WB	Jan-16	ATC	No	2787-5834	2787	5834	450	467	0.798	Yes	Yes	347	335	0.648	Yes	Yes	70	95	2.810	34	37	0.594
462	Calibration	A14	0	A14 MIDAS site at A14/1439A priority 1 on link 106033101	EB	Jan-16	TRADS	No	2206-2085	2206	2085	1404	1428	0.643	Yes	Yes	899	928	0.954	Yes	Yes	134	128	0.517	371	372	0.067
468	Calibration	A14	0	A14 TMU Site 6301/1 on link A14 J43 westbound exit	WB	Jan-16	TRADS	No	2090-2089	2090	2089	568	585	0.717	Yes	Yes	454	446	0.385	Yes	Yes	35	72	4.941	78	68	1.261
469	Calibration	A14	0	A14 TMU Site 6302/1 on link A14 J43 eastbound exit	EB	Jan-16	TRADS	No	2085-2086	2085	2086	375	339	1.908	Yes	Yes	286	202	5.373	No	Yes	21	68	6.959	67	69	0.177
470	Calibration	A14	0	A14 TMU Site 6302/2 on link A14 eastbound within J43	EB	Jan-16	TRADS	No	2092-2091	2092	2091	1033	1089	1.724	Yes	Yes	679	726	1.783	Yes	Yes	60	60	0.091	295	303	0.474
471	Calibration	A14	0	A14 MIDAS site at A14/1469L priority 1 on link 106035101	WB	Jan-16	TRADS	No	2104-2101	2104	2101	376	357	0.974	Yes	Yes	321	317	0.213	Yes	Yes	25	28	0.684	31	12	3.947
473	Calibration	A14	0	A14 TMU Site 6299/2 on link A14 westbound within J44	WB	Jan-16	TRADS	No	2104-2105	2104	2105	962	976	0.435	Yes	Yes	629	639	0.383	Yes	Yes	77	76	0.113	256	261	0.303
474	Calibration	A14	0	A14 TMU Site 6300/1 on link A14 J44 eastbound exit	EB	Jan-16	TRADS	No	2096-2098	2096	2098	583	594	0.462	Yes	Yes	486	474	0.505	Yes	Yes	37	65	3.889	60	55	0.731
475	Calibration	A14	0	A14 TMU Site 6300/2 on link A14 eastbound within J44	EB	Jan-16	TRADS	No	2096-2106	2096	2106	1059	1048	0.351	Yes	Yes	655	659	0.157	Yes	Yes	75	75	0.031	330	314	0.843
476	Calibration	A14	0	A14 TMU Site 6303/1 on link A14 J42 westbound exit	WB	Jan-16	TRADS	No	2203-2196	2203	2196	272	201	4.621	Yes	Yes	240	182	3.990	Yes	Yes	15	15	0.046	17	4	3.951
477	Calibration	A14	0	A14 TMU Site 6303/2 on link A14 westbound within J42	WB	Jan-16	TRADS	No	2203-2201	2203	2201	1075	1056	0.572	Yes	Yes	718	694	0.884	Yes	Yes	78	78	0.017	279	284	0.278
478	Calibration	A14	0	A14 TMU Site 6304/1 on link A14 J42 eastbound exit	EB	Jan-16	TRADS	No	2192-2194	2192	2194	368	414	2.336	Yes	Yes	314	317	0.164	Yes	Yes	23	66	6.479	31	32	0.040
479	Calibration	A14	0	A14 TMU Site 6304/2 on link A14 eastbound within J42	EB	Jan-16	TRADS	No	2192-2202	2192	2202	1158	1169	0.332	Yes	Yes	720	725	0.205	Yes	Yes	85	86	0.042	353	358	0.289
480	Calibration	A14	0	A14 MIDAS site at A14/1241A priority 1 on link 106026701	EB	Jan-16	TRADS	No	2520-2525	2520	2525	2295	2245	1.041	Yes	Yes	1539	1533	0.138	Yes	Yes	207	214	0.506	549	498	2.253
481	Calibration	A14	0	A14 MIDAS site at A14/1254A priority 1 on link 106031101	EB	Jan-16	TRADS	No	2526-2536	2526	2536	1110	1137	0.791	Yes	Yes	694	694	0.009	Yes	Yes	79	104	2.580	337	339	0.113
483	Calibration	A14	0	A14 MIDAS site at A14/1254J priority 1 on link 106026801	NB	Jan-15	TRADS	No	2526-2530	2526	2530	1075	1109	1.023	Yes	Yes	840	840	0.010	Yes	Yes	45	110	7.379	190	159	2.394
484	Calibration	A14	0	A14 MIDAS site at A14/1218L priority 1 on link 106027601	WB	Jan-16	TRADS	No	2508-2506	2508	2506	324	341	0.924	Yes	Yes	231	237	0.339	Yes	Yes	36	46	1.638	57	58	0.159
485	Calibration	A14	0	A14 MIDAS site at A14/1255B priority 1 on link 106026502	WB	Jan-16	TRADS	No	2527-2523	2527	2523	1009	1052	1.338	Yes	Yes	665	691	1.008	Yes	Yes	78	78	0.013	266	283	1.015
486	Calibration	A14	0	A14 MIDAS site at A14/1241B priority 1 on link 106027201	WB	Jan-16	TRADS	No	2524-2521	2524	2521	2202	2142	1.288	Yes	Yes	1552	1506	1.174	Yes	Yes	177	176	0.047	473	460	0.625
487	Calibration	A14	0	A14 TMU Site 9942/1 on link A14 J49 eastbound exit	EB	Jan-15	TRADS	No	2363-2364	2363	2364	201	261	3.912	Yes	Yes	170	204	2.532	Yes	Yes	13	36	4.629	18	20	0.430
488	Calibration	A14	0	A14 TMU Site 9942/2 on link A14 eastbound within J49	EB	Jan-15	TRADS	No	2367-2370	2367	2370	999	1021	0.680	Yes	Yes	627	640	0.543	Yes	Yes	88	87	0.126	284	293	0.537
489	Calibration	AOI	0	A14 TMU Site 6295/1 on link A14 J51 westbound exit	WB	Jan-16	TRADS	No	5752-5754	5752	5754	555	580	1.013	Yes	Yes	406	416	0.504	Yes	Yes	49	65	2.135	101	99	0.214
490	Calibration	AOI	0	A14 TMU Site 6296/1 on link A14 J51 eastbound exit	EB	Jan-15	TRADS	No	5761-5757	5761	5757	160	141	1.486	Yes	Yes	117	118	0.160	Yes	Yes	15	15	0.021	28	8	4.688
491	Calibration	AOI	0	A14 MIDAS site at A14/1800A priority 1 on link 106045901	EB	Jan-16	TRADS	No	0087-5001	50087	50010	1664	1708	1.072	Yes	Yes	1127	1097	0.881	Yes	Yes	128	201	5.670	409	409	0.032

ID	Calibration / Validation	Area	Ref	Site Location	Dir	Date	Data Type	Duplicate?	Ref	A-Node	B-Node	Interpeak															
												ALL VEHICLES					CAR					LGV			HGV		
												Observed	Modelled	GEH	GEH Pass?	Flow Pass?	Observed	Modelled	GEH	GEH Pass?	Flow Pass?	Observed	Modelled	GEH	Observed	Modelled	GEH
519	Calibration	AOI	0	A14 TMU Site 6285/1 on link A14 J58 eastbound exit	EB	Jan-16	TRADS	No	30090-3077	30090	30771	795	832	1.300	Yes	Yes	645	619	1.024	Yes	Yes	56	119	6.695	93	93	0.024
523	Calibration	A14	0	A14 MIDAS site at A14/2057A priority 1 on link 199136001	EB	Jan-16	TRADS	No	2957-2954	2957	2954	1150	1222	2.064	Yes	Yes	726	708	0.673	Yes	Yes	80	169	7.932	344	345	0.028
524	Calibration	A14	0	A14 MIDAS site at A14/2068L priority 1 on link 199136101	WB	Jan-16	TRADS	No	2943-2947	2943	2947	164	159	0.398	Yes	Yes	155	153	0.158	Yes	Yes	6	6	0.145	3	0	2.339
525	Calibration	A14	0	A14 MIDAS site at A14/2060J priority 1 on link 199136301	EB	Jan-16	TRADS	No	2954-2951	2954	2951	137	125	1.105	Yes	Yes	116	113	0.288	Yes	Yes	11	12	0.020	10	0	4.362
526	Calibration	A14	0	A14 MIDAS site at A14/2070B priority 1 on link 199135901	WB	Jan-16	TRADS	No	2946-2943	2946	2943	1073	1112	1.196	Yes	Yes	786	783	0.128	Yes	Yes	55	82	3.297	232	247	1.021
527	Calibration	A14	0	A14 MIDAS site at A14/2087B priority 1 on link 106050701	WB	Jan-16	TRADS	No	2895-2915	2895	2915	685	688	0.125	Yes	Yes	415	414	0.044	Yes	Yes	48	45	0.413	222	229	0.467
529	Calibration	A14	0	A14 MIDAS site at A14/2098A priority 1 on link 106051101	EB	Jan-16	TRADS	No	2889-2971	2889	2971	258	256	0.113	Yes	Yes	148	145	0.180	Yes	Yes	17	17	0.029	94	94	0.025
530	Calibration	A14	0	A14 MIDAS site at A14/2102B priority 1 on link 106051401	WB	Jan-16	TRADS	No	2903-2970	2903	2970	305	314	0.478	Yes	Yes	196	195	0.056	Yes	Yes	17	21	0.719	92	98	0.623
531	Calibration	A14	0	A14 MIDAS site at A14/1449B priority 1 on link 106033401	WB	Jan-16	TRADS	No	2240-2090	2240	2090	1491	1482	0.232	Yes	Yes	1088	1065	0.693	Yes	Yes	102	109	0.600	301	308	0.437
532	Calibration	A11	0	I Site 6320/1 on link A11 northbound between A134 and A1	NB	Jan-16	TRADS	No	3271-3267	3271	3267	1120	1078	1.276	Yes	Yes	836	835	0.056	Yes	Yes	85	85	0.004	199	158	3.040
533	Calibration	A11	0	Site 6321/1 on link A11 southbound between A134/A1066	SB	Jan-16	TRADS	No	3267-3271	3267	3271	1152	1058	2.802	Yes	Yes	849	823	0.879	Yes	Yes	87	87	0.040	216	148	4.993
534	Calibration	A11	0	MU Site 6360/1 on link A11 northbound between A1075 and	NB	Jan-16	TRADS	No	3266-1003	3266	1003	919	923	0.122	Yes	Yes	704	704	0.007	Yes	Yes	73	73	0.044	142	146	0.323
535	Calibration	A11	0	MU Site 6499/1 on link A11 southbound between B111 and	SB	Jan-16	TRADS	No	1003-3266	1003	3266	947	927	0.672	Yes	Yes	724	700	0.917	Yes	Yes	72	72	0.038	151	155	0.290
538	Calibration	AOI	0	2 TMU Site 6276/3 on link A12 northbound access from B10	NB	Jan-16	TRADS	No	3110-3111	3110	3111	168	168	0.048	Yes	Yes	139	139	0.018	Yes	Yes	16	15	0.110	14	14	0.105
542	Calibration	A12	0	MU Site 6338/1 on link A12 southbound between B1370 and	SB	Jan-16	TRADS	No	5981-6330	5981	6330	953	982	0.928	Yes	Yes	852	845	0.252	Yes	Yes	55	108	5.837	46	29	2.685
543	Calibration	A12	0	MU Site 6338/2 on link A12 northbound between B1375 and	NB	Jan-16	TRADS	No	6330-5981	6330	5981	968	992	0.753	Yes	Yes	860	857	0.108	Yes	Yes	60	106	5.089	48	29	3.161
544	Calibration	Lowestoft	0	MU Site 6339/1 on link A12 southbound between B1375 and	SB	Jan-16	TRADS	No	10257-6230	10257	6230	467	533	2.959	Yes	Yes	417	446	1.417	Yes	Yes	25	71	6.532	25	17	1.876
545	Calibration	Lowestoft	0	MU Site 6339/2 on link A12 northbound between A1117 and	NB	Jan-16	TRADS	No	6230-10257	6230	10257	447	504	2.630	Yes	Yes	400	425	1.234	Yes	Yes	24	69	6.577	23	10	3.083
548	Calibration	Lowestoft	1	Mutfordwood Lane	EB	Jan-15	ATC	No	4567-5070	4567	5070	20	44	4.247	Yes	Yes	17	40	4.352	Yes	Yes	3	4	0.713	1	0	0.883
549	Calibration	Lowestoft	1	Mutfordwood Lane	WB	Jan-15	ATC	No	5070-4567	5070	4567	18	46	4.989	Yes	Yes	15	41	5.028	No	Yes	2	4	0.973	0	0	0.677
550	Calibration	Lowestoft	2	Rushmere Road	EB	Jan-15	ATC	No	4566-5000	4566	5000	50	0	10.030	No	Yes	42	0	9.209	No	Yes	7	0	3.622	1	0	1.635
551	Calibration	Lowestoft	2	Rushmere Road	WB	Jan-15	ATC	No	5000-4566	5000	4566	52	0	10.176	No	Yes	44	0	9.343	No	Yes	7	0	3.674	1	0	1.659
552	Calibration	Lowestoft	3	Gisleham Road	NB	Jan-15	ATC	No	9600-5010	9600	5010	20	55	5.738	No	Yes	17	53	6.200	No	Yes	3	1	1.115	1	0	0.212
553	Calibration	Lowestoft	3	Gisleham Road	SB	Jan-15	ATC	No	5010-9600	5010	9600	23	31	1.690	Yes	Yes	19	31	2.326	Yes	Yes	3	0	1.974	1	0	0.386
554	Calibration	Lowestoft	4	A146 Beccles Road	EB	Jan-15	ATC	No	4512-2000	4512	2000	590	709	4.661	Yes	No	497	585	3.785	Yes	Yes	77	95	1.940	16	28	2.708
555	Calibration	Lowestoft	4	A146 Beccles Road	WB	Jan-15	ATC	No	2000-4512	2000	4512	589	711	4.799	Yes	No	496	588	3.932	Yes	Yes	77	96	2.055	16	27	2.522
556	Validation	Lowestoft	5	A1145 Castleton Avenue	EB	Jan-15	ATC	No	5110-5060	5110	5060	307	337	1.692	Yes	Yes	259	265	0.409	Yes	Yes	40	56	2.350	8	16	2.155
557	Validation	Lowestoft	5	A1145 Castleton Avenue	WB	Jan-15	ATC	No	5060-5110	5060	5110	323	373	2.674	Yes	Yes	272	290	1.074	Yes	Yes	42	62	2.740	9	21	3.164
558	Calibration	Lowestoft	6	A12 London Road	NB	Jan-15	ATC	No	5390-1000	5390	1000	644	532	4.607	Yes	No	543	436	4.805	Yes	No	84	74	1.124	17	22	1.044
559	Calibration	Lowestoft	6	A12 London Road	SB	Jan-15	ATC	No	1000-5390	1000	5390	665	575	3.621	Yes	Yes	561	474	3.785	Yes	Yes	87	75	1.293	18	25	1.636
560	Calibration	Lowestoft	7	London Road South	NEB	Jan-15	ATC	No	9606-1040	9606	1040	386	314	3.834	Yes	Yes	325	269	3.275	Yes	Yes	50	41	1.441	10	5	2.040
561	Calibration	Lowestoft	7	London Road South	SWB	Jan-15	ATC	No	1040-9606	1040	9606	409	461	2.492	Yes	Yes	345	400	2.894	Yes	Yes	53	57	0.503	11	3	2.880
562	Calibration	Lowestoft	8	A12 Tom Crisp Way	NEB	Jan-15	ATC	No	3000-6314	3000	6314	490	543	2.299	Yes	Yes	413	441	1.349	Yes	Yes	64	80	1.885	13	21	2.020
563	Calibration	Lowestoft	8	A12 Tom Crisp Way	SWB	Jan-15	ATC	No	6314-3000	6314	3000	493	528	1.577	Yes	Yes	415	433	0.871	Yes	Yes	64	68	0.414	13	27	3.185
564	Calibration	Lowestoft	9	A1117 Elm Tree Road	NB	Jan-15	ATC	No	3030-3040	3030	3040	383	417	1.673	Yes	Yes	323	335	0.660	Yes	Yes	50	67	2.235	10	15	1.251
565	Calibration	Lowestoft	9	A1117 Elm Tree Road	SB	Jan-15	ATC	No	3040-3030	3040	3030	405	460	2.633	Yes	Yes	342	363	1.139	Yes	Yes	53	80	3.288	11	17	1.765
566	Calibration	Lowestoft	10	A146 Beccles Road	NEB	Jan-15	ATC	No	6406-6404	6406	6404	417	473	2.621	Yes	Yes	352	411	3.025	Yes	Yes	54	48	0.848	11	13	0.655
567	Calibration	Lowestoft	10	A146 Beccles Road	SWB	Jan-15	ATC	No	6404-6406	6404	6406	400	352	2.450	Yes	Yes	337	305	1.771	Yes	Yes	52	40	1.839	11	7	1.105
568	Calibration	Lowestoft	11	Kirkley Run	NWB	Jan-15	ATC	No	6398-5270	6398	5270	133	132	0.014	Yes	Yes	112	112	0.008	Yes	Yes	17	17	0.050	4	3	0.022
569	Calibration	Lowestoft	11	Kirkley Run	SEB	Jan-15	ATC	No	5270-6398	5270	6398	110	109	0.079	Yes	Yes	92	92	0.063	Yes	Yes	14	14	0.091	3	3	0.075
570	Calibration	Lowestoft	12	A146 Waveney Drive	EB	Jan-15	ATC	No	4613-4010	4613	4010	258	251	0.452	Yes	Yes	218	221	0.232	Yes	Yes	34	23	2.016	7	7	0.029
571	Calibration	Lowestoft	12	A146 Waveney Drive	WB	Jan-15	ATC	No	4010-4613	4010	4613	266	265	0.072	Yes	Yes	224	231	0.445	Yes	Yes	35	27	1.456	7	7	0.065
574	Calibration	Lowestoft	15	Katwijk Way	NB	Jan-15	ATC	No	6040-6431	6040	6431	323	169	9.815	No	No	273	145	8.852	No	No	42	21	3.788	9	4	1.979
575	Calibration	Lowestoft	15	Katwijk Way	SB	Jan-15	ATC	No	6431-6040	6431	6040	205	284	5.046	No	Yes	173	234	4.323	Yes	Yes	27	41	2.430	5	9	1.166
576	Calibration	Lowestoft	16	A12 Battery Green Road	NB	Jan-15	ATC	No	6160-6150	6160	6150	466	398	3.257	Yes	Yes	393	325	3.562	Yes	Yes	61	59	0.161	12	13	0.291
577	Calibration	Lowestoft	16	A12 Battery Green Road	SB	Jan-15	ATC	No	6150-6160	6150	6160	611	532	3.309	Yes	Yes	515	449	3.025	Yes	Yes	80	66	1.576	16	17	0.185
578	Calibration	Lowestoft	17	A12 Old Nelson Street	NB	Jan-15	ATC	No	6140-6130	6140	6130	441	441	0.020	Yes	Yes	372	373	0.061	Yes	Yes	57	57	0.108	12	12	0.017
579	Calibration	Lowestoft	17	A12 Old Nelson Street	SB	Jan-15	ATC	No	6130-6140	6130	6140	474	473	0.080	Yes	Yes	400	398	0.077	Yes	Yes	62	62	0.031	13	13	0.008
580	Calibration	Lowestoft	18	St Peter's Street	EB	Jan-15	ATC	No	6070-6075	6070	6075	647	483	6.881	No	No	545	412	6.093	No	No	84	58	3.072	17	13	1.110
581	Calibration	Lowestoft	18	St Peter's Street	WB	Jan-15	ATC	No	6075-6070	6075	6070	446	431	0.760	Yes	Yes	376	363	0.680	Yes	Yes	58	56	0.357	12	12	0.038
582	Calibration	Lowestoft	19	Denmark Road	EB	Jan-15	ATC	No	7200-10139	7200	10139	237	239	0.120	Yes	Yes	200	202	0.120	Yes	Yes	31	31	0.021	6	7	0.102
583	Calibration	Lowestoft	19	Denmark Road	WB	Jan-15	ATC	No	10139-7200	10139	7200	339	353	0.751	Yes	Yes	286	300	0.816	Yes	Yes	44	44	0.023	9	9	0.051
584	Calibration	Lowestoft	20	Rotterdam Road	NEB	Jan-15	ATC	No	7210-9130	7210	9130	146	112	3.021	Yes	Yes	123	87	3.514	Yes	Yes	19	20	0.190	4	5	0.428
585	Calibration	Lowestoft	20	Rotterdam Road	SWB	Jan-15	ATC	No	9130-7210	9130	7210	140	105	3.212	Yes	Yes	118	83	3.567	Yes	Yes	18	19	0.261	4	3	0.525
586	Calibration	Lowestoft	21	Peto Way	NB	Jan-15	ATC	No	10190-7060	10190	7060	446	518	3.291	Yes	Yes	376	466	4.378	Yes	Yes	58	43	2.141	12	10	0.713
587	Calibration	Lowestoft	21	Peto Way	SB	Jan-15	ATC	No	7060-10190	7060	10190	551	412	6.315	No	No	464	369	4.660	Yes	Yes	72	33	5.363	15	10	1.317
588	Calibration	Lowestoft	22	A1117 Normanston Drive	NEB	Jan-15	ATC	No	7050-7060	7050	7060	642	831	6.968	No	No	541	697	6.261	No	No	84	113	2.982	17	21	0.857
589	Calibration	Lowestoft	22	A1117 Normanston Drive	SWB	Jan-15	ATC	No	7060-7050	7060	7050	651	849	7.207	No	No	549	704	6.190	No	No	85	123	3.695	17	22	1.077
590	Calibration	Lowestoft	23	A1144 Normanston Drive	EB	Jan-15	ATC	No	9240-9130	9240	9130	282	286	0.225	Yes	Yes	238	241	0.236	Yes	Yes	37	37	0.037	7	7	0.034
591	Calibration	Lowestoft	23	A1144 Normanston Drive	WB	Jan-15	ATC	No	9130-9240	9130	9240	276	275	0.011	Yes	Yes	232	232	0.014	Yes	Yes	36	36	0.012	7	7	0.017
592	Calibration	Lowestoft	24	Oulton Road	EB	Jan-15	ATC	No	9270-6309	9270	6309	325	324	0.069	Yes	Yes	274	273	0.060	Yes	Yes	42	42	0.049	9	9	0.020
593	Calibration	Lowestoft	24	Oulton Road	WB	Jan-15	ATC	No	6309-9270	6309	9270	271	289	1.084	Yes	Yes	228	246	1.171	Yes	Yes	35	36	0.147	7	6	0.298
594	Calibration	Lowestoft	25	B1375 Gorleston Road	NB	Jan-15	ATC	No	8030-8040	8030	8040	446	445	0.039	Yes	Yes	376	368	0.437	Yes	Yes	58	65	0.812	12	13	0.351
595	Calibration	Lowestoft	25	B1375 Gorleston Road	SB	Jan-15	ATC	No	8040-8030	8040	8030	473	440	1.542	Yes	Yes	399	370	1.496	Yes	Yes	62	61	0.119	13	10	0.808
596	Calibration	Lowestoft	26	A1117 Millennium Way	NB	Jan-15	ATC	No	7070-7080	7070	7080	439	418	1.020	Yes	Yes	370	352	0.938	Yes	Yes	57	55	0.303	12	11	0.301
597	Calibration	Lowestoft	26	A1117 Millennium Way	SB	Jan-15	ATC	No	7080-7070	7080	7070	393	392	0.034	Yes	Yes	331	331	0.014	Yes	Yes	51	51	0.058	10	10	0.003
598	Calibration	Lowestoft	27	A12 Yarmouth Road	NWB	Jan-15	ATC	No	0242-1024	10242	10248	509	509	0.014	Yes	Yes	429	430	0.031	Yes	Yes	66	66	0.003	14	13	0.082
599	Calibration	Lowestoft	27	A12 Yarmouth Road	SEB	Jan-15	ATC	No	0248-1024	10248	10242	511	501	0.461	Yes	Yes	431	421	0.498	Yes	Yes	67	67	0.008	14	13	0.042
600	Validation	Lowestoft	28	B1385 Corton Road	NB	Jan-15	ATC	No	9460-9480	9460	9480	88	71	1.891	Yes	Yes	74	60	1.709	Yes	Yes	11	10	0.475	2	1	1.006
601	Validation	Lowestoft	28	B1385 Corton Road	SB	Jan-15	ATC	No	9480-9460	9480	9460	99	79	2.100	Yes	Yes	83	69	1.596	Yes	Yes	13	9	1.072	3	0	1.878
604	Validation	Lowestoft	30	B1375 Parkhill	NB	Jan-15	ATC	No	6300-8070	6300	8070	264	287	1.372	Yes	Yes	223	236	0.909	Yes	Yes	34	40	0.927	7	10	1.134
605	Validation	Lowestoft	30	B1375 Parkhill	SB	Jan-15	ATC	No	8070-6300	8070	6300	194	268	4.917	Yes	Yes	163	223	4.286	Yes	Yes	25	38	2.187	5	8	1.142
606	Calibration	Lowestoft	31	B1074 Bluderston Road	NB	Jan-15	ATC	No	6324-9440	6324	9440	117	177	4.990	Yes	Yes	98	146	4.333	Yes	Yes	15	27	2.561	3	4	0.429

ID	Calibration / Validation	Area	Ref	Site Location	Dir	Date	Data Type	Duplicate?	Ref	A-Node	B-Node	Interpeak															
												ALL VEHICLES					CAR					LGV			HGV		
												Observed	Modelled	GEH	GEH Pass?	Flow Pass?	Observed	Modelled	GEH	GEH Pass?	Flow Pass?	Observed	Modelled	GEH	Observed	Modelled	GEH
607	Calibration	Lowestoft	31	B1074 Bluderston Road	SB	Jan-15	ATC	No	9440-6324	9440	6324	101	150	4.335	Yes	Yes	85	121	3.512	Yes	Yes	13	25	2.719	3	4	0.558
608	Calibration	Lowestoft	32	Fixton Road	NB	Jan-15	ATC	No	4563-5656	4563	5656	49	9	7.363	No	Yes	41	7	6.903	No	Yes	6	2	2.157	1	0	1.617
609	Calibration	Lowestoft	32	Fixton Road	SB	Jan-15	ATC	No	5656-4563	5656	4563	71	15	8.591	No	Yes	60	13	7.853	No	Yes	9	2	3.083	2	0	1.651
610	Calibration	Lowestoft	33	Coast Road	NB	Jan-15	ATC	No	9510-6326	9510	6326	63	4	10.225	No	Yes	53	3	9.364	No	Yes	8	0	3.982	2	0	1.222
611	Calibration	Lowestoft	33	Coast Road	SB	Jan-15	ATC	No	6326-9510	6326	9510	60	0	10.921	No	Yes	51	0	10.022	No	Yes	8	0	3.955	2	0	1.786
620	Calibration	Lowestoft	29	Asda Car Park	Entry	Jan-15	ANPR	No	4000-6381	4000	6381	354	65	19.997	No	No	299	59	17.969	No	No	46	4	8.301	9	2	3.190
621	Calibration	Lowestoft	29	Asda Car Park	Exit	Jan-15	ANPR	No	6381-4000	6381	4000	357	75	19.214	No	No	301	65	17.407	No	No	47	6	7.926	9	3	2.404
626	Calibration	AOI	3	Hawthorn Drive	EB	Jan-15	ATC	No	0174-3017	30174	30173	219	196	1.567	Yes	Yes	166	166	0.014	Yes	Yes	33	28	0.804	20	2	5.503
627	Calibration	AOI	3	Hawthorn Drive	WB	Jan-15	ATC	No	0173-3017	30173	30174	194	187	0.498	Yes	Yes	164	171	0.550	Yes	Yes	14	14	0.083	16	2	4.747
628	Validation	AOI	4	Anglesea Road	EB	Jan-15	ATC	No	20085-2003	20085	20030	157	209	3.852	Yes	Yes	143	187	3.424	Yes	Yes	10	14	1.076	4	8	1.806
629	Validation	AOI	4	Anglesea Road	WB	Jan-15	ATC	No	20030-2008	20030	20085	156	146	0.822	Yes	Yes	145	130	1.328	Yes	Yes	8	8	0.082	3	8	2.288
635	Calibration	AOI	8	Bramley Hill	NB	Jan-15	ATC	No	70333-7033	70333	70334	35	33	0.318	Yes	Yes	29	29	0.075	Yes	Yes	4	3	0.228	2	1	0.946
636	Calibration	AOI	8	Bramley Hill	SB	Jan-15	ATC	No	70334-7033	70334	70333	36	33	0.565	Yes	Yes	31	31	0.080	Yes	Yes	4	2	1.244	2	0	1.744
637	Calibration	AOI	9	Belvedere Road	NB	Jan-15	ATC	No	20055-2033	20055	20337	82	19	8.998	No	Yes	73	18	8.095	No	Yes	7	0	3.698	2	0	1.962
638	Calibration	AOI	9	Belvedere Road	SB	Jan-15	ATC	No	20337-2005	20337	20055	42	3	8.272	No	Yes	35	2	7.583	No	Yes	6	1	2.804	2	0	1.782
639	Calibration	AOI	10	Brunswick Road	NB	Jan-15	ATC	No	20056-2005	20056	20052	52	63	1.391	Yes	Yes	46	56	1.483	Yes	Yes	5	6	0.381	1	0	0.986
640	Calibration	AOI	10	Brunswick Road	SB	Jan-15	ATC	No	20052-2005	20052	20056	55	64	1.160	Yes	Yes	32	59	3.915	Yes	Yes	20	4	4.522	2	1	1.254
643	Calibration	AOI	12	Sidegate Lane	NB	Jan-15	ATC	No	20057-2005	20057	20053	172	170	0.199	Yes	Yes	151	149	0.094	Yes	Yes	15	18	0.690	7	3	1.921
644	Calibration	AOI	12	Sidegate Lane	SB	Jan-15	ATC	No	20053-2005	20053	20057	167	149	1.426	Yes	Yes	138	126	1.082	Yes	Yes	23	22	0.145	7	2	2.360
651	Calibration	AOI	16	Adelaide Road	NB	Jan-15	ATC	No	30644-3064	30644	30645	41	41	0.087	Yes	Yes	37	37	0.052	Yes	Yes	3	3	0.051	1	1	0.154
652	Calibration	AOI	16	Adelaide Road	SB	Jan-15	ATC	No	30645-3064	30645	30644	39	40	0.105	Yes	Yes	36	36	0.060	Yes	Yes	3	3	0.122	1	1	0.102
653	Calibration	AOI	17	Gleneagles Drive	EB	Jan-15	ATC	No	30646-3064	30646	30647	57	57	0.019	Yes	Yes	53	53	0.059	Yes	Yes	3	3	0.279	1	1	0.179
654	Calibration	AOI	17	Gleneagles Drive	WB	Jan-15	ATC	No	30647-3064	30647	30646	48	47	0.091	Yes	Yes	43	43	0.090	Yes	Yes	3	3	0.111	1	1	0.140
655	Calibration	AOI	18	Penshurst Road	EB	Jan-15	ATC	No	70377-3064	70377	30648	59	57	0.363	Yes	Yes	53	53	0.034	Yes	Yes	3	3	0.039	3	1	2.090
656	Calibration	AOI	18	Penshurst Road	WB	Jan-15	ATC	No	30648-7037	30648	70377	36	34	0.307	Yes	Yes	31	31	0.073	Yes	Yes	4	3	0.273	1	0	1.040
657	Calibration	AOI	19	Ashdown Way	EB	Jan-15	ATC	No	30273-3065	30273	30655	145	145	0.035	Yes	Yes	131	131	0.038	Yes	Yes	10	10	0.017	4	4	0.033
658	Calibration	AOI	19	Ashdown Way	WB	Jan-15	ATC	No	30655-3027	30655	30273	175	174	0.062	Yes	Yes	150	150	0.005	Yes	Yes	18	18	0.197	6	6	0.030
659	Calibration	AOI	21	Grove Hill	NB	Jan-15	ATC	No	30223-3020	30223	30203	59	19	6.381	No	Yes	52	18	5.795	No	Yes	6	1	2.520	2	1	1.131
660	Calibration	AOI	21	Grove Hill	SB	Jan-15	ATC	No	30203-3022	30203	30223	46	13	6.097	No	Yes	41	12	5.677	No	Yes	5	1	2.121	1	0	0.761
663	Calibration	AOI	23	Birkfield Drive	NB	Jan-15	ATC	No	30709-7029	30709	70297	104	102	0.216	Yes	Yes	95	94	0.111	Yes	Yes	7	7	0.157	3	2	0.476
664	Calibration	AOI	23	Birkfield Drive	SB	Jan-15	ATC	No	70297-3070	70297	30709	115	113	0.210	Yes	Yes	104	103	0.068	Yes	Yes	9	9	0.143	3	1	1.481
667	Calibration	AOI	25	Norwich Road	NB	Jan-15	ATC	No	30138-3013	30138	30137	656	672	0.613	Yes	Yes	577	575	0.096	Yes	Yes	46	64	2.446	33	33	0.012
668	Calibration	AOI	25	Norwich Road	SB	Jan-15	ATC	No	30137-3013	30137	30138	616	699	3.246	Yes	Yes	544	608	2.640	Yes	Yes	45	55	1.528	27	36	1.618
669	Calibration	AOI	26	Bramford Road	EB	Jan-15	ATC	No	30142-3044	30142	30449	449	414	1.682	Yes	Yes	389	364	1.304	Yes	Yes	36	34	0.398	23	16	1.644
670	Calibration	AOI	26	Bramford Road	WB	Jan-15	ATC	No	30449-3014	30449	30142	432	420	0.563	Yes	Yes	365	374	0.477	Yes	Yes	47	30	2.694	20	16	0.959
671	Calibration	AOI	27	A1214 Yarmouth Road	NB	Jan-15	ATC	No	20080-2002	20080	20024	645	628	0.674	Yes	Yes	570	564	0.260	Yes	Yes	50	48	0.301	25	16	1.934
672	Calibration	AOI	27	A1214 Yarmouth Road	SB	Jan-15	ATC	No	20024-2008	20024	20080	605	600	0.234	Yes	Yes	533	531	0.106	Yes	Yes	49	49	0.068	23	20	0.608
673	Calibration	AOI	28	A1071 Handford Road	EB	Jan-15	ATC	No	20312-2001	20312	20016	375	377	0.101	Yes	Yes	330	333	0.149	Yes	Yes	32	33	0.311	14	11	0.714
674	Calibration	AOI	28	A1071 Handford Road	WB	Jan-15	ATC	No	20016-2031	20016	20312	395	358	1.909	Yes	Yes	352	320	1.767	Yes	Yes	30	29	0.112	13	9	1.230
675	Calibration	AOI	29	B1067 Bramford Road	NWB	Jan-15	ATC	No	30427-2002	30427	20025	249	250	0.072	Yes	Yes	221	224	0.229	Yes	Yes	17	18	0.168	11	8	0.952
676	Calibration	AOI	29	B1067 Bramford Road	SEB	Jan-15	ATC	No	20025-3042	20025	30427	214	210	0.306	Yes	Yes	186	184	0.144	Yes	Yes	18	18	0.066	11	8	0.907
677	Calibration	AOI	30	A1156 Norwich Road	NB	Jan-15	ATC	No	20028-2002	20028	20026	443	429	0.692	Yes	Yes	391	374	0.897	Yes	Yes	30	38	1.266	22	17	0.969
678	Calibration	AOI	30	A1156 Norwich Road	SB	Jan-15	ATC	No	20026-2002	20026	20028	414	474	2.818	Yes	Yes	367	421	2.746	Yes	Yes	33	39	1.010	15	13	0.321
679	Calibration	AOI	31	Valley Road	EB	Jan-15	ATC	No	70375-2004	70375	20043	493	477	0.750	Yes	Yes	432	428	0.178	Yes	Yes	41	37	0.695	20	12	2.113
680	Calibration	AOI	31	Valley Road	WB	Jan-15	ATC	No	20043-7037	20043	70375	551	517	1.489	Yes	Yes	476	470	0.278	Yes	Yes	48	37	1.749	26	9	4.011
683	Validation	AOI	33	Valley Road	EB	Jan-15	ATC	No	20264-2004	20264	20047	691	728	1.407	Yes	Yes	602	657	2.162	Yes	Yes	62	50	1.474	27	21	1.166
684	Validation	AOI	33	Valley Road	WB	Jan-15	ATC	No	20047-2026	20047	20264	748	869	4.276	Yes	No	667	782	4.249	Yes	No	54	62	1.052	26	26	0.159
687	Calibration	AOI	35	B1077 Westerfield Road	NB	Jan-15	ATC	No	30807-3033	30807	30333	114	102	1.184	Yes	Yes	96	87	0.983	Yes	Yes	12	10	0.591	6	5	0.404
688	Calibration	AOI	35	B1077 Westerfield Road	SB	Jan-15	ATC	No	30333-3080	30333	30807	130	97	3.078	Yes	Yes	107	83	2.494	Yes	Yes	16	10	1.593	7	4	1.174
689	Calibration	AOI	36	Colchester Road	EB	Jan-15	ATC	No	20252-2027	20252	20277	652	646	0.251	Yes	Yes	576	573	0.157	Yes	Yes	56	53	0.371	20	20	0.020
690	Calibration	AOI	36	Colchester Road	WB	Jan-15	ATC	No	20277-2025	20277	20252	677	672	0.195	Yes	Yes	593	590	0.152	Yes	Yes	59	58	0.098	25	24	0.122
691	Calibration	AOI	37	A1214 Woodbridge Road	EB	Jan-15	ATC	No	30298-3030	30298	30301	640	563	3.135	Yes	Yes	565	508	2.446	Yes	Yes	48	44	0.654	27	11	3.610
692	Calibration	AOI	37	A1214 Woodbridge Road	WB	Jan-15	ATC	No	30301-3029	30301	30298	682	558	4.956	Yes	No	606	494	4.748	Yes	No	46	52	0.864	30	12	3.949
693	Calibration	AOI	38	A1189 Heath Road	NB	Jan-15	ATC	No	30646-3029	30646	30293	784	782	0.052	Yes	Yes	706	705	0.013	Yes	Yes	52	51	0.107	26	26	0.064
694	Calibration	AOI	38	A1189 Heath Road	SB	Jan-15	ATC	No	30293-3064	30293	30646	752	748	0.144	Yes	Yes	663	660	0.131	Yes	Yes	60	59	0.050	29	29	0.032
695	Calibration	AOI	39	Foxhall Road	EB	Jan-15	ATC	No	30372-3039	30372	30394	376	286	4.977	Yes	Yes	336	224	6.687	No	No	28	50	3.546	12	11	0.264
696	Calibration	AOI	39	Foxhall Road	WB	Jan-15	ATC	No	30394-3037	30394	30372	379	300	4.320	Yes	Yes	340	242	5.720	No	Yes	28	40	2.203	12	17	1.321
697	Calibration	AOI	Jn 1	Jn 1 Ransomes Way - Nacton Road from Ransomes Way	0	Jan-15	MCC	No	30238-3023	30238	30237	719	685	1.262	Yes	Yes	620	588	1.286	Yes	Yes	73	71	0.225	26	26	0.013
698	Calibration	AOI	Jn 1	Jn 1 Ransomes Way - Nacton Road from Bluestern Road	0	Jan-15	MCC	No	30777-3023	30777	30237	222	221	0.103	Yes	Yes	140	139	0.056	Yes	Yes	61	61	0.072	21	21	0.066
700	Calibration	AOI	Jn 1	n 1 Ransomes Way - Nacton Road from Ravenwood Avenu	0	Jan-15	MCC	No	30664-3023	30664	30237	424	422	0.076	Yes	Yes	386	385	0.064	Yes	Yes	33	33	0.083	5	5	0.078
701	Calibration	AOI	Jn 1	Jn 1 Ransomes Way - Nacton Road from Nacton Road	0	Jan-15	MCC	No	30434-3023	30434	30237	715	690	0.938	Yes	Yes	557	550	0.294	Yes	Yes	106	97	0.894	52	43	1.297
702	Calibration	AOI	Jn 2	? Ransomes Way N - Ransomes Way S from Ransomes Wa	0	Jan-15	MCC	No	70370-3023	70370	30238	761	758	0.105	Yes	Yes	669	666	0.116	Yes	Yes	69	70	0.025	23	22	0.025
704	Calibration	AOI	Jn 2	2 Ransomes Way N - Ransomes Way S from Central Aven	0	Jan-15	MCC	No	30665-3023	30665	30238	232	232	0.006	Yes	Yes	193	193	0.030	Yes	Yes	27	27	0.061	12	13	0.057
705	Calibration	AOI	Jn 2	? Ransomes Way N - Ransomes Way S from Ransomes Wa	0	Jan-15	MCC	No	30237-3023	30237	30238	687	684	0.115	Yes	Yes	587	584	0.127	Yes	Yes	73	73	0.022	27	27	0.028
707	Calibration	AOI	Jn 3	Jn 3 Felixstowe Road - Ransomes Way from Murrils Road	0	Jan-15	MCC	No	30492-3025	30492	30256	470	468	0.081	Yes	Yes	442	442	0.007	Yes	Yes	26	24	0.295	2	2	0.102
708	Calibration	AOI	Jn 3	3 Felixstowe Road - Ransomes Way from Felixstowe Road	0	Jan-15	MCC	No	70371-3025	70371	30256	382	396	0.705	Yes	Yes	331	334	0.203	Yes	Yes	44	46	0.227	7	16	2.572
711	Calibration	AOI	Jn 4	Jn 4 Rands Way - Nacton Road from Rands Way	0	Jan-15	MCC	No	30249-3024	30249	30241	173	162	0.861	Yes	Yes	147	146	0.093	Yes	Yes	24	14	2.282	2	2	0.107
713	Calibration	AOI	Jn 4	Jn 4 Rands Way - Nacton Road from Landseer Road	0	Jan-15	MCC	No	30432-3024	30432	30241	380	334	2.420	Yes	Yes	293	286	0.414	Yes	Yes	56	34	3.191	30	13	3.694
714	Calibration	AOI	Jn 4	Jn 4 Rands Way - Nacton Road from Nacton Road W	0	Jan-15	MCC	No	30436-3024	30436	30241	367	370	0.163	Yes	Yes	319	322	0.165	Yes	Yes	44	45	0.034	4	4	0.024
719	Validation	AOI	Jn 6	Jn 6 Heath Road - Bixley Road from Heath Road	0	Jan-15	MCC	No	70311-3027	70311	30275	772	756	0.592	Yes	Yes	700	666	1.299	Yes	Yes	62	61	0.200	10	29	4.367
720	Validation	AOI	Jn 6	Jn 6 Heath Road - Bixley Road from Foxhall Road E	0	Jan-15	MCC	No	30443-3027	30443	30275	398	328	3.663	Yes	Yes	347	275	4.065	Yes	Yes	45	35	1.588	5	17	3.559
721	Validation	AOI	Jn 6	Jn 6 Heath Road - Bixley Road from Bixley Road	0	Jan-15	MCC	No	70310-3027	70310	30275	839	776	2.228	Yes	Yes	742	687	2.083	Yes	Yes	85	65	2.398	12	25	3.075
722	Validation	AOI	Jn 6	Jn 6 Heath Road - Bixley Road from Foxhall Road W	0	Jan-15	MCC	No	30652-3027	30652	30275	379	337	2.220	Yes	Yes	341	303	2.123	Yes	Yes	35	32	0.616	4	3	0.219

ID	Calibration / Validation	Area	Ref	Site Location	Dir	Date	Data Type	Duplicate?	Ref	A-Node	B-Node	Interpeak																	
												ALL VEHICLES					CAR					LGV			HGV		
												Observed	Modelled	GEH	GEH Pass?	Flow Pass?	Observed	Modelled	GEH	GEH Pass?	Flow Pass?	Observed	Modelled	GEH	Observed	Modelled	GEH
723	Calibration	AOI	Jn 7	n 7 Woodbridge Road - Heath Road from Woodbridge Road	0	Jan-15	MCC	No	20254-3029	20254	30296	761	767	0.237	Yes	Yes	677	677	0.001	Yes	Yes	74	74	0.006	10	17	1.826
724	Calibration	AOI	Jn 7	Jn 7 Woodbridge Road - Heath Road from Heath Road	0	Jan-15	MCC	No	30815-3029	30815	30296	861	869	0.271	Yes	Yes	771	772	0.041	Yes	Yes	80	79	0.121	9	17	2.201
728	Calibration	AOI	Jn 8	Woodbridge Road - Colchester Road from Woodbridge Roa	0	Jan-15	MCC	No	20278-3029	20278	30294	498	438	2.775	Yes	Yes	442	392	2.451	Yes	Yes	45	38	1.075	11	8	0.989
729	Calibration	AOI	Jn 8	8 Woodbridge Road - Colchester Road from Colchester Ro	0	Jan-15	MCC	No	20253-3029	20253	30295	767	838	2.516	Yes	Yes	700	779	2.890	Yes	Yes	62	41	2.989	5	19	4.114
731	Calibration	AOI	Jn 9	n 9 Cauldwell Hall Road - St John's Road from Freehold Roa	0	Jan-15	MCC	No	20340-2028	20340	20280	86	86	0.008	Yes	Yes	77	77	0.010	Yes	Yes	7	7	0.090	2	2	0.046
733	Calibration	AOI	Jn 9	9 Cauldwell Hall Road - St John's Road from Marlborough R	0	Jan-15	MCC	No	20281-2028	20281	20280	12	12	0.045	Yes	Yes	10	10	0.076	Yes	Yes	2	2	0.157	0	0	0.314
735	Calibration	AOI	Jn 10	0 Cauldwell Hall Road - Foxhall Road from Cauldwell Hall R	0	Jan-15	MCC	No	20280-2007	20280	20077	220	218	0.083	Yes	Yes	188	188	0.009	Yes	Yes	30	29	0.201	2	2	0.016
736	Calibration	AOI	Jn 10	n 10 Cauldwell Hall Road - Foxhall Road from Foxhall Road	0	Jan-15	MCC	No	30441-2007	30441	20077	293	294	0.086	Yes	Yes	256	256	0.029	Yes	Yes	33	34	0.205	4	4	0.087
737	Calibration	AOI	Jn 10	Jn 10 Cauldwell Hall Road - Foxhall Road from Derby Road	0	Jan-15	MCC	No	70197-2007	70197	20077	232	187	3.139	Yes	Yes	196	163	2.448	Yes	Yes	33	21	2.216	4	2	0.635
739	Calibration	AOI	Jn 11	Jn 11 Felixstowe Road - Bishops Hill from Rosehill Road	0	Jan-15	MCC	No	70144-3024	70144	30245	16	16	0.119	Yes	Yes	14	14	0.195	Yes	Yes	2	2	0.200	0	0	0.280
740	Calibration	AOI	Jn 11	Jn 11 Felixstowe Road - Bishops Hill from Felixstowe Road	0	Jan-15	MCC	No	30438-3024	30438	30245	258	256	0.125	Yes	Yes	223	223	0.009	Yes	Yes	31	29	0.475	4	5	0.215
742	Calibration	AOI	Jn 11	Jn 11 Felixstowe Road - Bishops Hill from Bishops Hill	0	Jan-15	MCC	No	60001-3024	60001	30245	478	503	1.148	Yes	Yes	415	434	0.959	Yes	Yes	57	61	0.556	7	8	0.523
743	Calibration	AOI	Jn 12	Jn 12 Duke Street - Cliff Road from Duke Street	0	Jan-15	MCC	No	70093-3022	70093	30226	346	348	0.101	Yes	Yes	267	268	0.061	Yes	Yes	51	51	0.107	28	28	0.025
744	Calibration	AOI	Jn 12	Jn 12 Duke Street - Cliff Road from Myrtle Road	0	Jan-15	MCC	No	70135-3022	70135	30226	43	29	2.373	Yes	Yes	25	21	0.885	Yes	Yes	13	7	1.901	6	2	2.171
746	Calibration	AOI	Jn 12	Jn 12 Duke Street - Cliff Road from Cliff Road	0	Jan-15	MCC	No	70094-3022	70094	30226	57	42	2.131	Yes	Yes	33	33	0.056	Yes	Yes	7	7	0.055	16	2	4.802
748	Calibration	AOI	Jn 13	Jn 13 Back Hamlet - Fore Hamlet from Fore Hamlet E	0	Jan-15	MCC	No	30760-2007	30760	20072	375	446	3.530	Yes	Yes	325	387	3.295	Yes	Yes	44	52	1.132	6	7	0.588
749	Calibration	AOI	Jn 13	Jn 13 Back Hamlet - Fore Hamlet from Duke Street	0	Jan-15	MCC	No	70001-2007	70001	20072	374	371	0.135	Yes	Yes	296	294	0.112	Yes	Yes	57	57	0.025	21	20	0.192
755	Calibration	AOI	Jn 15	Jn 15 Hawes Street - Vernon Street from Felaw Street	0	Jan-15	MCC	No	70063-3021	70063	30215	29	30	0.163	Yes	Yes	26	27	0.205	Yes	Yes	3	3	0.123	0	0	0.085
758	Calibration	AOI	Jn 15	Jn 15 Hawes Street - Vernon Street from Vernon Street	0	Jan-15	MCC	No	70019-3021	70019	30215	462	470	0.352	Yes	Yes	380	393	0.703	Yes	Yes	55	58	0.448	28	18	1.994
759	Calibration	AOI	Jn 16	Jn 16 Hawes Street - Station Street from Hawes Street N	0	Jan-15	MCC	No	30215-3021	30215	30216	455	483	1.292	Yes	Yes	378	401	1.162	Yes	Yes	58	63	0.679	19	19	0.048
760	Calibration	AOI	Jn 16	Jn 16 Hawes Street - Station Street from Bath Street	0	Jan-15	MCC	No	70052-3021	70052	30216	74	77	0.328	Yes	Yes	62	65	0.308	Yes	Yes	11	12	0.079	1	1	0.149
761	Calibration	AOI	Jn 16	Jn 16 Hawes Street - Station Street from Hawes Street S	0	Jan-15	MCC	No	70315-3021	70315	30216	540	488	2.282	Yes	Yes	453	405	2.300	Yes	Yes	67	62	0.521	20	20	0.023
762	Calibration	AOI	Jn 16	Jn 16 Hawes Street - Station Street from Station Street	0	Jan-15	MCC	No	70043-3021	70043	30216	213	222	0.626	Yes	Yes	186	195	0.669	Yes	Yes	25	25	0.013	2	2	0.041
768	Calibration	AOI	Jn 18	Jn 18 Belstead Road - Luther Road from Belstead Road N	0	Jan-15	MCC	No	30211-3019	30211	30193	333	324	0.448	Yes	Yes	293	286	0.448	Yes	Yes	36	36	0.049	3	3	0.117
769	Calibration	AOI	Jn 18	Jn 18 Belstead Road - Luther Road from Luther Road	0	Jan-15	MCC	No	70022-3019	70022	30193	185	182	0.246	Yes	Yes	161	162	0.077	Yes	Yes	23	19	0.828	1	0	0.604
771	Calibration	AOI	Jn 19	Jn 19 Belstead Road - Ancaster Road from Belstead Road N	0	Jan-15	MCC	No	30193-3070	30193	30703	344	342	0.086	Yes	Yes	299	298	0.094	Yes	Yes	41	41	0.042	3	3	0.134
773	Calibration	AOI	Jn 19	Jn 19 Belstead Road - Ancaster Road from Belstead Road S	0	Jan-15	MCC	No	30192-3070	30192	30703	360	366	0.283	Yes	Yes	322	329	0.403	Yes	Yes	35	34	0.303	4	4	0.049
775	Calibration	AOI	Jn 20	n 20 Birkfield Drive - Stone Lodge Lane from Birkfield Drive	0	Jan-15	MCC	No	30173-3017	30173	30175	196	181	1.048	Yes	Yes	171	164	0.579	Yes	Yes	23	17	1.324	2	1	0.955
776	Calibration	AOI	Jn 20	20 Birkfield Drive - Stone Lodge Lane from Stone Lodge Lan	0	Jan-15	MCC	No	30190-3017	30190	30175	126	131	0.445	Yes	Yes	110	111	0.095	Yes	Yes	16	19	0.725	0	1	1.100
778	Calibration	AOI	Jn 20	20 Birkfield Drive - Stone Lodge Lane from Stone Lodge Lan	0	Jan-15	MCC	No	70296-7029	70296	70297	85	85	0.038	Yes	Yes	77	77	0.054	Yes	Yes	7	7	0.087	0	0	0.162
779	Calibration	AOI	Jn 21	Jn 21 Princes Street - Burrell Road from Princes Street	0	Jan-15	MCC	No	20318-3016	20318	30168	267	323	3.261	Yes	Yes	240	294	3.293	Yes	Yes	25	28	0.557	2	1	0.601
780	Calibration	AOI	Jn 21	Jn 21 Princes Street - Burrell Road from Burrell Road	0	Jan-15	MCC	No	30170-3016	30170	30168	268	256	0.748	Yes	Yes	229	218	0.732	Yes	Yes	35	33	0.277	4	4	0.238
782	Calibration	AOI	Jn 21	Jn 21 Princes Street - Burrell Road from Ranelagh Road	0	Jan-15	MCC	No	30167-3016	30167	30168	435	431	0.179	Yes	Yes	380	378	0.077	Yes	Yes	51	49	0.244	4	3	0.267
783	Calibration	AOI	Jn 22	Jn 22 Princes Street - Civic Drive from Princes Street N	0	Jan-15	MCC	No	0036-1000	10036	10004	206	197	0.625	Yes	Yes	180	174	0.417	Yes	Yes	22	19	0.660	4	4	0.166
784	Calibration	AOI	Jn 22	Jn 22 Princes Street - Civic Drive from Franciscan Way	0	Jan-15	MCC	No	0005-1000	10005	10004	441	449	0.373	Yes	Yes	378	382	0.166	Yes	Yes	58	63	0.573	5	5	0.083
785	Calibration	AOI	Jn 22	Jn 22 Princes Street - Civic Drive from Princes Street S	0	Jan-15	MCC	No	30755-1000	30755	10004	223	220	0.204	Yes	Yes	197	196	0.074	Yes	Yes	23	21	0.392	3	3	0.088
786	Calibration	AOI	Jn 22	Jn 22 Princes Street - Civic Drive from Civic Drive	0	Jan-15	MCC	No	0003-1000	10003	10004	537	459	3.492	Yes	Yes	469	397	3.458	Yes	Yes	60	55	0.678	8	7	0.301
787	Calibration	AOI	Jn 23	Jn 23 Civic Drive - Handford Road from Civic Drive N	0	Jan-15	MCC	No	0001-1000	10001	10002	767	773	0.206	Yes	Yes	668	675	0.264	Yes	Yes	87	86	0.111	12	12	0.025
788	Calibration	AOI	Jn 23	Jn 23 Civic Drive - Handford Road from Car Park Entrance	0	Jan-15	MCC	No	0080-1000	10080	10002	43	42	0.078	Yes	Yes	40	40	0.059	Yes	Yes	2	2	0.207	0	0	0.288
789	Calibration	AOI	Jn 23	Jn 23 Civic Drive - Handford Road from Civic Drive S	0	Jan-15	MCC	No	0003-1000	10003	10002	654	647	0.252	Yes	Yes	568	565	0.136	Yes	Yes	69	75	0.682	17	8	2.582
790	Calibration	AOI	Jn 23	Jn 23 Civic Drive - Handford Road from Handford Road	0	Jan-15	MCC	No	20016-1000	20016	10002	524	521	0.112	Yes	Yes	455	452	0.153	Yes	Yes	56	57	0.111	12	12	0.036
791	Calibration	AOI	Jn 24	n 24 Berner's Street - St Matthews Street from Berner's Stre	0	Jan-15	MCC	No	20306-1000	20306	10001	250	258	0.460	Yes	Yes	228	235	0.432	Yes	Yes	21	22	0.193	1	1	0.111
792	Calibration	AOI	Jn 24	Berner's Street - St Matthews Street from St Matthews Stre	0	Jan-15	MCC	No	0031-1000	10031	10001	538	468	3.151	Yes	Yes	457	416	1.980	Yes	Yes	71	42	3.852	10	10	0.091
793	Calibration	AOI	Jn 24	Jn 24 Berner's Street - St Matthews Street from Civic Drive	0	Jan-15	MCC	No	0002-1000	10002	10001	842	900	1.940	Yes	Yes	745	794	1.768	Yes	Yes	89	94	0.565	8	11	0.895
794	Calibration	AOI	Jn 24	Berner's Street - St Matthews Street from St Matthews Stre	0	Jan-15	MCC	No	20022-1000	20022	10001	513	498	0.659	Yes	Yes	432	419	0.591	Yes	Yes	71	70	0.155	10	9	0.427
796	Calibration	AOI	Jn 25	n 25 Fonnereau Road - Crown Street from St Margarets Stre	0	Jan-15	MCC	No	70313-1002	70313	10027	566	560	0.266	Yes	Yes	494	487	0.320	Yes	Yes	64	64	0.032	8	9	0.353
797	Calibration	AOI	Jn 25	Jn 25 Fonnereau Road - Crown Street from Northgate Stree	0	Jan-15	MCC	No	0067-1002	10067	10027	82	80	0.220	Yes	Yes	66	67	0.151	Yes	Yes	13	10	0.985	2	2	0.091
798	Calibration	AOI	Jn 25	Jn 25 Fonnereau Road - Crown Street from Crown Street	0	Jan-15	MCC	No	70307-1002	70307	10028	485	478	0.310	Yes	Yes	410	402	0.401	Yes	Yes	67	69	0.195	8	7	0.118
799	Calibration	AOI	Jn 26	Jn 26 Grimwade Street - Fore Street from Grimwade Street	0	Jan-15	MCC	No	0111-1001	10111	10017	1300	1315	0.422	Yes	Yes	1088	1101	0.393	Yes	Yes	180	181	0.074	31	32	0.223
808	Calibration	AOI	Jn 28	Jn 28 Waterworks Street - Star Lane from Star Lane W	0	Jan-15	MCC	No	0068-1005	10068	10054	1028	1067	1.222	Yes	Yes	868	899	1.034	Yes	Yes	136	143	0.634	24	25	0.271
810	Calibration	AOI	Jn 29	Jn 29 Star Lane - Fore Street from Fore Street E	0	Jan-15	MCC	No	0106-1005	10106	10055	5	5	0.143	Yes	Yes	4	4	0.076	Yes	Yes	1	1	0.141	0	0	0.070
811	Calibration	AOI	Jn 29	Jn 29 Star Lane - Fore Street from Star Lane S	0	Jan-15	MCC	No	0165-1005	70165	10055	1013	1056	1.343	Yes	Yes	857	890	1.132	Yes	Yes	133	141	0.681	24	25	0.361
812	Calibration	AOI	Jn 29	Jn 29 Star Lane - Fore Street from Fore Street W	0	Jan-15	MCC	No	0053-1006	10053	10068	84	84	0.057	Yes	Yes	75	74	0.043	Yes	Yes	9	9	0.011	1	0	0.257
816	Calibration	AOI	Jn 32	32 Lower Orwell Street - Key Street from Lower Orwell Stre	0	Jan-15	MCC	No	0057-1001	10057	10013	103	106	0.214	Yes	Yes	91	92	0.185	Yes	Yes	12	13	0.090	1	1	0.131
817	Calibration	AOI	Jn 32	Jn 32 Lower Orwell Street - Key Street from Key Street E	0	Jan-15	MCC	No	70119-1001	70119	10013	993	1022	0.928	Yes	Yes	833	858	0.859	Yes	Yes	130	134	0.353	30	30	0.076
819	Calibration	AOI	Jn 33	n 33 Foundation Street - Star Lane from Foundation Street	0	Jan-15	MCC	No	0043-1004	10043	10042	98	104	0.588	Yes	Yes	87	91	0.396	Yes	Yes	11	13	0.486	0	1	0.708
832	Calibration	AOI	Jn 36	Jn 36 Bond Street - Eagle Street from Rope Walk	0	Jan-15	MCC	No	0102-1005	10102	10050	33	33	0.048	Yes	Yes	30	30	0.057	Yes	Yes	3	3	0.022	0	0	0.373
833	Calibration	AOI	Jn 36	Jn 36 Bond Street - Eagle Street from Waterworks Street	0	Jan-15	MCC	No	70264-1005	70264	10050	313	324	0.620	Yes	Yes	270	278	0.519	Yes	Yes	40	42	0.352	3	3	0.125
834	Calibration	AOI	Jn 36	Jn 36 Bond Street - Eagle Street from Eagle Street	0	Jan-15	MCC	No	0051-1005	10051	10050	31	3	6.780	No	Yes	27	3	6.274	No	Yes	3	0	2.421	1	0	0.976
839	Calibration	AOI	Jn 38	Jn 38 Foxhall Road - Grove Lane from Foxhall Road	0	Jan-15	MCC	No	20282-2007	20282	20074	290	283	0.418	Yes	Yes	252	245	0.452	Yes	Yes	35	35	0.010	3	3	0.004
840	Calibration	AOI	Jn 38	Jn 38 Foxhall Road - Grove Lane from Back Hamlet	0	Jan-15	MCC	No	30762-2007	30762	20074	191	196	0.361	Yes	Yes	167	172	0.383	Yes	Yes	23	24	0.042	1	1	0.142
841	Calibration	AOI	Jn 38	Jn 38 Foxhall Road - Grove Lane from Grove Lane	0	Jan-15	MCC	No	20073-2007	20073	20074	189	180	0.657	Yes	Yes	167	159	0.630	Yes	Yes	21	20	0.253	1	1	0.242
842	Calibration	AOI	Jn 39	Jn 39 Britannia Road - Foxhall Road from Britannia Road	0	Jan-15	MCC	No	20349-2007	20349	20078	65	64	0.059	Yes	Yes	59	59	0.067	Yes	Yes	5	5	0.000	0	0	0.065
843	Calibration	AOI	Jn 39	Jn 39 Britannia Road - Foxhall Road from Foxhall Road E	0	Jan-15	MCC	No	30445-2007	30445	20078	356	358	0.103	Yes	Yes	315	315	0.036	Yes	Yes	38	39	0.148	4	4	0.191
844	Calibration	AOI	Jn 39	Jn 39 Britannia Road - Foxhall Road from Dover Road	0	Jan-15	MCC	No	30659-2007	30659	20078	25	24	0.096	Yes	Yes	22	22	0.044	Yes	Yes	2	2	0.304	0	0	0.308
845	Calibration	AOI	Jn 39	Jn 39 Britannia Road - Foxhall Road from Foxhall Road W	0	Jan-15	MCC	No	30441-2007	30441	20078	306	311	0.304	Yes	Yes	272	277	0.254	Yes	Yes	31	32	0.188	3	3	0.052
846	Calibration	AOI	Jn 40	Jn 40 Clapgate Lane - Landseer Road from Clapgate Lane N	0	Jan-15	MCC	No	70088-3023	70088	30235	142	84	5.484	No	Yes	128	77	4.986	Yes	Yes	13	6	2.295	1	0	0.867
848	Calibration	AOI	Jn 40	Jn 40 Clapgate Lane - Landseer Road from Clapgate Lane S	0	Jan-15	MCC	No	70347-3023	70347	30235	131	194	4.953	Yes	Yes	119	188	5.595	No	Yes	12	6	1.860	1	0	0.729
850	Calibration	AOI	Jn 41	Jn 41 Holywells Road - Landseer Road from Holywells Road	0	Jan-15	MCC	No	70115-3022	70115	30227	328	323	0.253	Yes	Yes	246	250	0.241	Yes	Yes	49	47	0.288	33	27	1.167
852	Calibration	AOI	Jn 41	Jn 41 Holywells Road - Landseer Road from Landseer Road	0	Jan-15	MCC	No	30228-3022	30228	30227	313	305	0.483	Yes	Yes	236	241	0.356	Yes	Yes	44	44	0.077	34	19	2.825
854	Calibration	AOI	Jn 42	Jn 42 Levington Road - Nacton Road from Levington Road	0	Jan-15	MCC	No	70083-3024	70083	30244	26	26	0.013	Yes	Yes	22	22	0.015	Yes	Yes	4	4	0.024	0	0	0.314
855	Calibration	AOI	Jn 42	Jn 42 Levington Road - Nacton Road from Nacton Road E	0	Jan-15	MCC	No	30242-3024	30242	30244	219	224	0.328	Yes	Yes	187	188	0.023	Yes	Yes	30	34	0.806	3	3	0.012
856	Calibration	AOI	Jn 42	Jn 42 Levington Road - Nacton Road from Clapgate Lane	0	Jan-15	MCC	No	30243-3024	30243	30244	144	138	0.486	Yes	Yes	121	115	0.538	Yes	Yes	21	21	0.042	2	2	0.082

ID	Calibration / Validation	Area	Ref	Site Location	Dir	Date	Data Type	Duplicate?	Ref	A-Node	B-Node	Interpeak															
												ALL VEHICLES					CAR					LGV			HGV		
												Observed	Modelled	GEH	GEH Pass?	Flow Pass?	Observed	Modelled	GEH	GEH Pass?	Flow Pass?	Observed	Modelled	GEH	Observed	Modelled	GEH
857	Calibration	AOI	Jn 42	Jn 42 Levington Road - Nacton Road from Nacton Road W	0	Jan-15	MCC	No	0437-3024	30437	30244	250	270	1.251	Yes	Yes	217	235	1.171	Yes	Yes	31	33	0.373	2	2	0.329
860	Calibration	AOI	Jn 43	Jn 43 A14 - Nacton Road from Nacton Road SE	0	Jan-15	MCC	No	0080-3007	30080	30079	330	325	0.284	Yes	Yes	240	236	0.233	Yes	Yes	49	48	0.249	41	41	0.029
863	Calibration	AOI	Jn 44	Jn 44 A14 - Nacton Road from Nacton Road N	0	Jan-15	MCC	No	0079-3008	30079	30080	762	716	1.683	Yes	Yes	574	541	1.428	Yes	Yes	134	127	0.553	54	49	0.798
868	Calibration	AOI	Jn 45	Jn 45 Brunswick Road - Albion Hill from Woodbridge Road	0	Jan-15	MCC	No	2057-2005	20057	20056	311	320	0.492	Yes	Yes	273	281	0.519	Yes	Yes	35	35	0.006	3	3	0.084
870	Calibration	AOI	Jn 45	Jn 45 Brunswick Road - Albion Hill from Albion Hill	0	Jan-15	MCC	No	2055-2005	20055	20056	415	423	0.416	Yes	Yes	360	368	0.422	Yes	Yes	51	51	0.114	4	3	0.190
871	Calibration	AOI	Jn 46	46 Rushmere Road - Woodbridge Road from Rushmere Ro	0	Jan-15	MCC	No	2059-2005	20059	20058	162	125	3.028	Yes	Yes	144	107	3.278	Yes	Yes	17	17	0.128	1	1	0.065
872	Calibration	AOI	Jn 46	6 Rushmere Road - Woodbridge Road from Woodbridge Ro	0	Jan-15	MCC	No	2084-2005	20084	20058	258	269	0.670	Yes	Yes	226	236	0.694	Yes	Yes	30	30	0.011	3	3	0.229
873	Calibration	AOI	Jn 46	6 Rushmere Road - Woodbridge Road from Cauldwell Hall R	0	Jan-15	MCC	No	2065-2005	20065	20058	207	203	0.281	Yes	Yes	177	178	0.069	Yes	Yes	27	22	1.010	3	3	0.030
874	Calibration	AOI	Jn 46	6 Rushmere Road - Woodbridge Road from Woodbridge Ro	0	Jan-15	MCC	No	2057-2005	20057	20058	504	512	0.352	Yes	Yes	442	451	0.452	Yes	Yes	58	56	0.189	5	5	0.084
875	Calibration	AOI	Jn 47	Jn 47 A137 - A14 from A137 N	0	Jan-15	MCC	No	0061-3006	30061	30062	447	451	0.158	Yes	Yes	347	360	0.702	Yes	Yes	66	66	0.030	35	25	1.856
881	Calibration	AOI	Jn 48	Jn 48 A137 - A14 from A137 S	0	Jan-15	MCC	No	0062-3006	30062	30061	554	531	0.995	Yes	Yes	461	437	1.121	Yes	Yes	74	75	0.089	20	20	0.042
884	Calibration	AOI	Jn 49	Jn 49 Wherstead Road - A137 from The Strand	0	Jan-15	MCC	No	0691-3022	30691	30220	373	373	0.041	Yes	Yes	314	309	0.279	Yes	Yes	53	53	0.014	6	10	1.419
887	Calibration	AOI	Jn 50	In 50 Wherstead Road - Bostock Road from Industrial Estat	0	Jan-15	MCC	No	0783-3021	30783	30219	27	18	1.885	Yes	Yes	10	10	0.097	Yes	Yes	4	3	0.748	13	5	2.571
891	Calibration	AOI	Jn 1	Jn 1 Ransomes Way - Nacton Road to Bluestern Road	0	Jan-15	MCC	No	0237-3077	30237	30777	200	200	0.027	Yes	Yes	118	118	0.028	Yes	Yes	61	61	0.070	20	21	0.030
893	Calibration	AOI	Jn 1	Jn 1 Ransomes Way - Nacton Road to Ravenwood Avenue	0	Jan-15	MCC	No	0237-3066	30237	30664	443	443	0.012	Yes	Yes	403	403	0.026	Yes	Yes	35	35	0.027	5	5	0.048
894	Calibration	AOI	Jn 1	Jn 1 Ransomes Way - Nacton Road to Nacton Road	0	Jan-15	MCC	No	0237-3043	30237	30434	739	688	1.914	Yes	Yes	574	560	0.569	Yes	Yes	104	76	2.926	61	51	1.313
895	Calibration	AOI	Jn 2	2 Ransomes Way N - Ransomes Way S to Ransomes Way	0	Jan-15	MCC	No	0238-7037	30238	70370	765	763	0.096	Yes	Yes	669	667	0.097	Yes	Yes	76	76	0.020	20	20	0.006
897	Calibration	AOI	Jn 2	n 2 Ransomes Way N - Ransomes Way S to Central Avenu	0	Jan-15	MCC	No	0238-3066	30238	30665	228	229	0.030	Yes	Yes	191	191	0.008	Yes	Yes	22	22	0.119	16	16	0.005
900	Calibration	AOI	Jn 3	Jn 3 Felixstowe Road - Ransomes Way to Murrils Road	0	Jan-15	MCC	No	0256-3049	30256	30492	543	461	3.683	Yes	Yes	512	438	3.399	Yes	Yes	29	21	1.682	2	2	0.001
901	Calibration	AOI	Jn 3	In 3 Felixstowe Road - Ransomes Way to Felixstowe Road E	0	Jan-15	MCC	No	0256-7037	30256	70371	309	325	0.909	Yes	Yes	272	268	0.190	Yes	Yes	30	36	1.013	7	20	3.645
904	Calibration	AOI	Jn 4	Jn 4 Rands Way - Nacton Road to Rands Way	0	Jan-15	MCC	No	0241-3024	30241	30249	135	132	0.266	Yes	Yes	116	116	0.019	Yes	Yes	18	15	0.787	1	1	0.057
906	Calibration	AOI	Jn 4	Jn 4 Rands Way - Nacton Road to Landseer Road	0	Jan-15	MCC	No	0241-3043	30241	30432	398	337	3.213	Yes	Yes	302	300	0.141	Yes	Yes	61	29	4.735	35	8	5.910
907	Calibration	AOI	Jn 4	Jn 4 Rands Way - Nacton Road to Nacton Road W	0	Jan-15	MCC	No	0241-3043	30241	30436	336	333	0.157	Yes	Yes	290	283	0.400	Yes	Yes	42	46	0.577	4	4	0.038
912	Validation	AOI	Jn 6	Jn 6 Heath Road - Bixley Road to Heath Road	0	Jan-15	MCC	No	0275-7031	30275	70311	784	800	0.582	Yes	Yes	698	722	0.908	Yes	Yes	76	53	2.937	10	25	3.764
913	Validation	AOI	Jn 6	Jn 6 Heath Road - Bixley Road to Foxhall Road E	0	Jan-15	MCC	No	0275-3044	30275	30443	397	299	5.257	No	Yes	351	242	6.361	No	No	41	45	0.618	5	13	2.445
914	Validation	AOI	Jn 6	Jn 6 Heath Road - Bixley Road to Bixley Road	0	Jan-15	MCC	No	0275-7031	30275	70310	858	880	0.752	Yes	Yes	774	778	0.131	Yes	Yes	73	70	0.419	11	33	4.736
915	Validation	AOI	Jn 6	Jn 6 Heath Road - Bixley Road to Foxhall Road W	0	Jan-15	MCC	No	0275-3065	30275	30652	333	217	6.982	No	No	294	189	6.718	No	No	35	25	1.938	4	3	0.429
916	Calibration	AOI	Jn 7	In 7 Woodbridge Road - Heath Road to Woodbridge Road E	0	Jan-15	MCC	No	0296-2025	30296	20254	809	818	0.317	Yes	Yes	730	735	0.176	Yes	Yes	70	70	0.044	8	13	1.430
917	Calibration	AOI	Jn 7	Jn 7 Woodbridge Road - Heath Road to Heath Road	0	Jan-15	MCC	No	0296-3081	30296	30815	837	836	0.022	Yes	Yes	758	754	0.148	Yes	Yes	69	68	0.069	10	14	1.175
921	Calibration	AOI	Jn 8	8 Woodbridge Road - Colchester Road to Woodbridge Road	0	Jan-15	MCC	No	0294-2027	30294	20278	515	476	1.737	Yes	Yes	460	425	1.676	Yes	Yes	43	41	0.298	12	10	0.446
922	Calibration	AOI	Jn 8	n 8 Woodbridge Road - Colchester Road to Colchester Roa	0	Jan-15	MCC	No	0295-2025	30295	20253	752	782	1.108	Yes	Yes	662	706	1.707	Yes	Yes	67	52	1.929	23	24	0.191
924	Calibration	AOI	Jn 9	Jn 9 Cauldwell Hall Road - St John's Road to Freehold Road	0	Jan-15	MCC	No	0280-2034	20280	20340	74	74	0.012	Yes	Yes	65	65	0.071	Yes	Yes	8	8	0.155	1	1	0.033
926	Calibration	AOI	Jn 9	9 Cauldwell Hall Road - St John's Road to Marlborough Ro	0	Jan-15	MCC	No	0280-2028	20280	20281	45	61	2.129	Yes	Yes	40	53	2.026	Yes	Yes	4	6	0.701	1	1	0.066
928	Calibration	AOI	Jn 10	10 Cauldwell Hall Road - Foxhall Road to Cauldwell Hall Ro	0	Jan-15	MCC	No	0077-2028	20077	20280	211	212	0.080	Yes	Yes	180	181	0.053	Yes	Yes	28	28	0.098	3	3	0.039
929	Calibration	AOI	Jn 10	Jn 10 Cauldwell Hall Road - Foxhall Road to Foxhall Road E	0	Jan-15	MCC	No	0077-3044	20077	30441	296	302	0.365	Yes	Yes	260	265	0.320	Yes	Yes	34	35	0.208	2	2	0.065
930	Calibration	AOI	Jn 10	Jn 10 Cauldwell Hall Road - Foxhall Road to Derby Road	0	Jan-15	MCC	No	0077-7019	20077	70197	279	271	0.484	Yes	Yes	238	236	0.089	Yes	Yes	38	32	0.999	3	3	0.415
932	Calibration	AOI	Jn 11	Jn 11 Felixstowe Road - Bishops Hill to Rosehill Road	0	Jan-15	MCC	No	0245-7014	30245	70144	12	11	0.058	Yes	Yes	9	9	0.034	Yes	Yes	2	2	0.066	0	0	0.014
933	Calibration	AOI	Jn 11	Jn 11 Felixstowe Road - Bishops Hill to Felixstowe Road	0	Jan-15	MCC	No	0245-3043	30245	30438	300	293	0.402	Yes	Yes	261	257	0.221	Yes	Yes	34	30	0.716	5	6	0.289
935	Calibration	AOI	Jn 11	Jn 11 Felixstowe Road - Bishops Hill to Bishops Hill	0	Jan-15	MCC	No	0245-6000	30245	60001	383	397	0.695	Yes	Yes	333	342	0.470	Yes	Yes	44	48	0.654	6	7	0.256
936	Calibration	AOI	Jn 12	Jn 12 Duke Street - Cliff Road to Duke Street	0	Jan-15	MCC	No	0226-7009	30226	70093	336	342	0.312	Yes	Yes	263	274	0.699	Yes	Yes	46	48	0.217	27	20	1.477
937	Calibration	AOI	Jn 12	Jn 12 Duke Street - Cliff Road to Myrtle Road	0	Jan-15	MCC	No	0226-7013	30226	70135	80	74	0.685	Yes	Yes	54	54	0.026	Yes	Yes	20	17	0.555	7	3	1.779
939	Calibration	AOI	Jn 12	Jn 12 Duke Street - Cliff Road to Cliff Road	0	Jan-15	MCC	No	0226-7009	30226	70094	45	36	1.371	Yes	Yes	27	28	0.116	Yes	Yes	7	7	0.020	11	2	3.768
940	Calibration	AOI	Jn 13	Jn 13 Back Hamlet - Fore Hamlet to Back Hamlet	0	Jan-15	MCC	No	2072-3083	20072	30834	147	154	0.545	Yes	Yes	128	134	0.500	Yes	Yes	18	19	0.278	1	1	0.218
941	Calibration	AOI	Jn 13	Jn 13 Back Hamlet - Fore Hamlet to Fore Hamlet E	0	Jan-15	MCC	No	2072-3076	20072	30760	426	460	1.602	Yes	Yes	365	392	1.380	Yes	Yes	54	59	0.689	6	8	0.623
942	Calibration	AOI	Jn 13	Jn 13 Back Hamlet - Fore Hamlet to Duke Street	0	Jan-15	MCC	No	2072-7000	20072	70001	331	334	0.159	Yes	Yes	255	261	0.417	Yes	Yes	58	54	0.571	19	19	0.111
948	Calibration	AOI	Jn 15	Jn 15 Hawes Street - Vernon Street to Felaw Street	0	Jan-15	MCC	No	0215-7006	30215	70063	35	35	0.000	Yes	Yes	29	29	0.036	Yes	Yes	5	5	0.122	1	1	0.100
949	Calibration	AOI	Jn 15	Jn 15 Hawes Street - Vernon Street to Mather Way	0	Jan-15	MCC	No	0215-7006	30215	70068	12	12	0.053	Yes	Yes	11	11	0.130	Yes	Yes	0	0	0.060	0	1	1.079
951	Calibration	AOI	Jn 15	Jn 15 Hawes Street - Vernon Street to Vernon Street	0	Jan-15	MCC	No	0215-7001	30215	70019	539	525	0.579	Yes	Yes	455	441	0.654	Yes	Yes	64	65	0.056	20	20	0.008
952	Calibration	AOI	Jn 16	Jn 16 Hawes Street - Station Street to Hawes Street N	0	Jan-15	MCC	No	0216-3021	30216	30215	534	516	0.788	Yes	Yes	451	433	0.857	Yes	Yes	64	64	0.038	20	20	0.053
953	Calibration	AOI	Jn 16	Jn 16 Hawes Street - Station Street to Bath Street	0	Jan-15	MCC	No	0216-7005	30216	70052	56	55	0.119	Yes	Yes	49	48	0.169	Yes	Yes	6	6	0.069	1	1	0.144
954	Calibration	AOI	Jn 16	Jn 16 Hawes Street - Station Street to Hawes Street S	0	Jan-15	MCC	No	0216-7031	30216	70315	537	554	0.746	Yes	Yes	447	461	0.686	Yes	Yes	70	73	0.356	20	19	0.047
955	Calibration	AOI	Jn 16	Jn 16 Hawes Street - Station Street to Station Street	0	Jan-15	MCC	No	0216-7004	30216	70043	152	146	0.533	Yes	Yes	130	125	0.508	Yes	Yes	20	19	0.187	2	2	0.041
961	Calibration	AOI	Jn 18	Jn 18 Belstead Road - Luther Road to Belstead Road N	0	Jan-15	MCC	No	0193-3021	30193	30211	341	344	0.167	Yes	Yes	305	310	0.277	Yes	Yes	32	31	0.263	4	3	0.150
962	Calibration	AOI	Jn 18	Jn 18 Belstead Road - Luther Road to Luther Road	0	Jan-15	MCC	No	0193-7002	30193	70022	193	186	0.505	Yes	Yes	170	169	0.126	Yes	Yes	21	17	1.075	1	0	0.708
964	Calibration	AOI	Jn 19	Jn 19 Belstead Road - Ancaster Road to Belstead Road N	0	Jan-15	MCC	No	0703-3019	30703	30193	362	366	0.223	Yes	Yes	322	329	0.375	Yes	Yes	36	34	0.367	4	4	0.178
966	Calibration	AOI	Jn 19	Jn 19 Belstead Road - Ancaster Road to Belstead Road S	0	Jan-15	MCC	No	0703-3019	30703	30192	343	342	0.059	Yes	Yes	299	298	0.065	Yes	Yes	41	41	0.022	3	3	0.064
968	Calibration	AOI	Jn 20	Jn 20 Birkfield Drive - Stone Lodge Lane to Birkfield Drive N	0	Jan-15	MCC	No	0175-3017	30175	30173	169	164	0.373	Yes	Yes	150	147	0.215	Yes	Yes	18	16	0.512	1	1	0.076
969	Calibration	AOI	Jn 20	20 Birkfield Drive - Stone Lodge Lane to Stone Lodge Lane	0	Jan-15	MCC	No	0175-3019	30175	30190	147	148	0.101	Yes	Yes	132	132	0.078	Yes	Yes	14	15	0.377	1	1	0.704
971	Calibration	AOI	Jn 20	20 Birkfield Drive - Stone Lodge Lane to Stone Lodge Lane	0	Jan-15	MCC	No	0297-7029	70297	70296	80	75	0.625	Yes	Yes	70	64	0.704	Yes	Yes	9	10	0.052	1	1	0.121
972	Calibration	AOI	Jn 21	Jn 21 Princes Street - Burrell Road to Princes Street	0	Jan-15	MCC	No	0168-2031	30168	20318	245	327	4.878	Yes	Yes	220	296	4.717	Yes	Yes	23	29	1.349	2	1	0.172
973	Calibration	AOI	Jn 21	Jn 21 Princes Street - Burrell Road to Burrell Road	0	Jan-15	MCC	No	0168-3017	30168	30170	398	392	0.313	Yes	Yes	349	351	0.111	Yes	Yes	46	38	1.191	3	3	0.346
975	Calibration	AOI	Jn 21	Jn 21 Princes Street - Burrell Road to Ranelagh Road	0	Jan-15	MCC	No	0168-3016	30168	30167	411	405	0.255	Yes	Yes	361	358	0.116	Yes	Yes	45	43	0.419	5	4	0.075
976	Calibration	AOI	Jn 22	Jn 22 Princes Street - Civic Drive to Princes Street N	0	Jan-15	MCC	No	0004-1003	10004	10036	150	69	7.732	No	Yes	134	56	8.022	No	Yes	13	11	0.510	3	2	0.690
977	Calibration	AOI	Jn 22	Jn 22 Princes Street - Civic Drive to Franciscan Way	0	Jan-15	MCC	No	0004-1000	10004	10005	378	382	0.230	Yes	Yes	323	326	0.207	Yes	Yes	48	49	0.124	7	6	0.044
978	Calibration	AOI	Jn 22	Jn 22 Princes Street - Civic Drive to Princes Street S	0	Jan-15	MCC	No	0004-3075	10004	30755	226	227	0.043	Yes	Yes	201	201	0.032	Yes	Yes	23	23	0.087	3	3	0.132
979	Calibration	AOI	Jn 22	Jn 22 Princes Street - Civic Drive to Civic Drive	0	Jan-15	MCC	No	0004-1000	10004	10003	653	647	0.211	Yes	Yes	566	565	0.027	Yes	Yes	80	75	0.574	7	8	0.114
981	Calibration	AOI	Jn 23	Jn 23 Civic Drive - Handford Road to Car Park Entrance	0	Jan-15	MCC	No	0002-1008	10002	10080	56	61	0.751	Yes	Yes	53	53	0.025	Yes	Yes	3	8	2.318	0	1	0.971
982	Calibration	AOI	Jn 23	Jn 23 Civic Drive - Handford Road to Civic Drive S	0	Jan-15	MCC	No	0002-1000	10002	10003	605	606	0.043	Yes	Yes	520	519	0.052	Yes	Yes	75	77	0.272	9	9	0.043
983	Calibration	AOI	Jn 23	Jn 23 Civic Drive - Handford Road to Handford Road	0	Jan-15	MCC	No	0002-2001	10002	20016	385	417	1.578	Yes	Yes	333	366	1.742	Yes	Yes	41	40	0.162	11	11	0.021
984	Calibration	AOI	Jn 24	Jn 24 Berner's Street - St Matthews Street to Berner's Stree	0	Jan-15	MCC	No	0001-2030	10001	20306	294	285	0.555	Yes	Yes	266	261	0.269	Yes	Yes	27	21	1.077	2	2	0.134
985	Calibration	AOI	Jn 24	4 Berner's Street - St Matthews Street to St Matthews Stree	0	Jan-15	MCC	No	0001-1003	10001	10031	556	542	0.606	Yes	Yes	478	482	0.217	Yes	Yes	69	51	2.333	9	9	0.283
987	Calibration	AOI	Jn 24	4 Berner's Street - St Matthews Street to St Matthews Stree	0	Jan-15	MCC	No	0001-2002	10001	20022	513	524	0.502	Yes	Yes	440	446	0.283	Yes	Yes	65	70	0.584	8	9	0.235
989	Calibration	AOI	Jn 25	In 25 Fonnereau Road - Crown Street to St Margarets Stree	0	Jan-15	MCC	No	0027-7031	10027	70313	620	652	1.282	Yes	Yes	528	556	1.222	Yes	Yes	83	84	0.039	9	12	1.090

ID	Calibration / Validation	Area	Ref	Site Location	Dir	Date	Data Type	Duplicate?	Ref	A-Node	B-Node	Interpeak																
												ALL VEHICLES					CAR					LGV			HGV		
												Observed	Modelled	GEH	GEH Pass?	Flow Pass?	Observed	Modelled	GEH	GEH Pass?	Flow Pass?	Observed	Modelled	GEH	Observed	Modelled	GEH
991	Calibration	AOI	Jn 25	Jn 25 Fonnereau Road - Crown Street to Crown Street	0	Jan-15	MCC	No	0028-7030	10028	70307	507	504	0.093	Yes	Yes	432	430	0.097	Yes	Yes	64	63	0.105	10	11	0.242
995	Calibration	AOI	Jn 26	Jn 26 Grimwade Street - Fore Street to Fore Street W	0	Jan-15	MCC	No	0061-1010	10061	10108	1141	1183	1.231	Yes	Yes	956	994	1.204	Yes	Yes	154	158	0.348	32	32	0.005
1005	Calibration	AOI	Jn 29	Jn 29 Star Lane - Fore Street to Fore Street W	0	Jan-15	MCC	No	0068-1005	10068	10053	76	78	0.220	Yes	Yes	68	69	0.198	Yes	Yes	7	7	0.005	1	1	0.300
1006	Calibration	AOI	Jn 31	Jn 31 Slade Street - Key Street to Slade Street	0	Jan-15	MCC	No	0014-1005	10014	10056	140	143	0.241	Yes	Yes	121	125	0.405	Yes	Yes	16	16	0.057	3	2	0.915
1008	Calibration	AOI	Jn 31	Jn 31 Slade Street - Key Street to Key Street W	0	Jan-15	MCC	No	0014-7000	10014	70008	1020	1027	0.220	Yes	Yes	860	863	0.099	Yes	Yes	130	134	0.339	30	30	0.043
1011	Calibration	AOI	Jn 32	Jn 32 Lower Orwell Street - Key Street to Key Street W	0	Jan-15	MCC	No	0013-1001	10013	10012	1096	1128	0.949	Yes	Yes	923	950	0.874	Yes	Yes	142	147	0.364	30	31	0.094
1012	Calibration	AOI	Jn 33	Jn 33 Foundation Street - Star Lane to Foundation Street N	0	Jan-15	MCC	No	0042-1004	10042	10043	118	119	0.082	Yes	Yes	103	103	0.033	Yes	Yes	15	15	0.036	0	1	0.548
1013	Calibration	AOI	Jn 33	Jn 33 Foundation Street - Star Lane to Star Lane E	0	Jan-15	MCC	No	0042-1009	10042	10094	1026	1029	0.098	Yes	Yes	865	866	0.041	Yes	Yes	138	138	0.041	23	25	0.295
1014	Calibration	AOI	Jn 33	Jn 33 Foundation Street - Star Lane to Foundation Street S	0	Jan-15	MCC	No	0042-7011	10042	70118	0	7	3.647	Yes	Yes	0	7	3.523	Yes	Yes	0	0	0.693	0	0	0.639
1024	Calibration	AOI	Jn 36	Jn 36 Bond Street - Eagle Street to Bond Street	0	Jan-15	MCC	No	0050-7012	10050	70125	360	343	0.875	Yes	Yes	313	297	0.907	Yes	Yes	44	43	0.047	3	3	0.144
1025	Calibration	AOI	Jn 36	Jn 36 Bond Street - Eagle Street to Rope Walk	0	Jan-15	MCC	No	0050-1010	10050	10102	17	16	0.155	Yes	Yes	14	14	0.072	Yes	Yes	2	2	0.269	0	0	0.295
1029	Validation	AOI	Jn 37	Jn 37 Grimwalde Street - Rope Walk to Rope Walk E	0	Jan-15	MCC	No	0019-7020	10019	70201	12	0	4.824	Yes	Yes	9	0	4.205	Yes	Yes	2	0	2.081	1	0	1.120
1031	Validation	AOI	Jn 37	Jn 37 Grimwalde Street - Rope Walk to Rope Walk W	0	Jan-15	MCC	No	0019-1010	10019	10102	21	25	0.797	Yes	Yes	19	23	0.923	Yes	Yes	2	2	0.302	0	0	0.010
1032	Calibration	AOI	Jn 38	Jn 38 Foxhall Road - Grove Lane to Foxhall Road	0	Jan-15	MCC	No	20074-2028	20074	20282	315	308	0.397	Yes	Yes	278	272	0.338	Yes	Yes	35	34	0.160	2	1	0.361
1033	Calibration	AOI	Jn 38	Jn 38 Foxhall Road - Grove Lane to Back Hamlet	0	Jan-15	MCC	No	20074-3076	20074	30762	61	61	0.029	Yes	Yes	53	53	0.035	Yes	Yes	7	7	0.106	1	0	0.270
1034	Calibration	AOI	Jn 38	Jn 38 Foxhall Road - Grove Lane to Grove Lane	0	Jan-15	MCC	No	20074-2007	20074	20073	295	291	0.219	Yes	Yes	255	250	0.305	Yes	Yes	37	37	0.058	3	4	0.378
1035	Calibration	AOI	Jn 39	Jn 39 Britannia Road - Foxhall Road to Britannia Road	0	Jan-15	MCC	No	20078-2034	20078	20349	58	58	0.036	Yes	Yes	51	51	0.073	Yes	Yes	6	6	0.187	0	0	0.365
1036	Calibration	AOI	Jn 39	Jn 39 Britannia Road - Foxhall Road to Foxhall Road E	0	Jan-15	MCC	No	20078-3044	20078	30445	328	331	0.137	Yes	Yes	295	297	0.105	Yes	Yes	31	31	0.103	3	3	0.063
1037	Calibration	AOI	Jn 39	Jn 39 Britannia Road - Foxhall Road to Dover Road	0	Jan-15	MCC	No	20078-3065	20078	30659	26	26	0.046	Yes	Yes	23	23	0.025	Yes	Yes	3	3	0.039	0	0	0.314
1038	Calibration	AOI	Jn 39	Jn 39 Britannia Road - Foxhall Road to Foxhall Road W	0	Jan-15	MCC	No	20078-3044	20078	30441	339	343	0.184	Yes	Yes	300	301	0.093	Yes	Yes	36	37	0.265	4	4	0.094
1039	Calibration	AOI	Jn 40	Jn 40 Clapgate Lane - Landseer Road to Clapgate Lane N	0	Jan-15	MCC	No	30235-7008	30235	70088	116	67	5.173	No	Yes	102	63	4.353	Yes	Yes	13	4	3.017	1	0	1.527
1041	Calibration	AOI	Jn 40	Jn 40 Clapgate Lane - Landseer Road to Clapgate Lane S	0	Jan-15	MCC	No	30235-7034	30235	70347	124	102	2.053	Yes	Yes	111	95	1.533	Yes	Yes	13	7	1.927	1	0	0.440
1043	Calibration	AOI	Jn 41	Jn 41 Holywells Road - Landseer Road to Holywells Road	0	Jan-15	MCC	No	30227-7011	30227	70115	360	349	0.559	Yes	Yes	274	282	0.493	Yes	Yes	52	48	0.570	34	20	2.842
1045	Calibration	AOI	Jn 41	Jn 41 Holywells Road - Landseer Road to Landseer Road	0	Jan-15	MCC	No	30227-3022	30227	30228	286	281	0.320	Yes	Yes	213	212	0.057	Yes	Yes	42	43	0.013	31	26	0.868
1047	Calibration	AOI	Jn 42	Jn 42 Levington Road - Nacton Road to Levington Road	0	Jan-15	MCC	No	30244-7008	30244	70083	25	26	0.145	Yes	Yes	21	21	0.087	Yes	Yes	5	5	0.134	0	0	0.295
1048	Calibration	AOI	Jn 42	Jn 42 Levington Road - Nacton Road to Nacton Road E	0	Jan-15	MCC	No	30244-3024	30244	30242	273	277	0.228	Yes	Yes	236	239	0.210	Yes	Yes	34	35	0.058	3	3	0.124
1049	Calibration	AOI	Jn 42	Jn 42 Levington Road - Nacton Road to Clapgate Lane	0	Jan-15	MCC	No	30244-3024	30244	30243	155	162	0.543	Yes	Yes	131	136	0.503	Yes	Yes	24	24	0.181	1	1	0.149
1050	Calibration	AOI	Jn 42	Jn 42 Levington Road - Nacton Road to Nacton Road W	0	Jan-15	MCC	No	30244-3043	30244	30437	186	195	0.594	Yes	Yes	161	163	0.206	Yes	Yes	23	28	1.071	3	3	0.094
1061	Calibration	AOI	Jn 45	Jn 45 Brunswick Road - Albion Hill to Woodbridge Road	0	Jan-15	MCC	No	20056-2005	20056	20057	428	432	0.215	Yes	Yes	374	380	0.301	Yes	Yes	50	49	0.182	4	4	0.049
1063	Calibration	AOI	Jn 45	Jn 45 Brunswick Road - Albion Hill to Albion Hill	0	Jan-15	MCC	No	20056-2005	20056	20055	304	312	0.446	Yes	Yes	265	273	0.450	Yes	Yes	36	36	0.075	3	3	0.000
1064	Calibration	AOI	Jn 46	n 46 Rushmere Road - Woodbridge Road to Rushmere Roa	0	Jan-15	MCC	No	20058-2005	20058	20059	125	137	1.026	Yes	Yes	107	123	1.442	Yes	Yes	17	13	0.973	1	1	0.062
1065	Calibration	AOI	Jn 46	46 Rushmere Road - Woodbridge Road to Woodbridge Roa	0	Jan-15	MCC	No	20058-2008	20058	20084	382	384	0.075	Yes	Yes	341	342	0.091	Yes	Yes	38	37	0.028	4	4	0.022
1066	Calibration	AOI	Jn 46	46 Rushmere Road - Woodbridge Road to Cauldwell Hall R	0	Jan-15	MCC	No	20058-2006	20058	20065	200	164	2.703	Yes	Yes	171	136	2.825	Yes	Yes	27	26	0.298	2	2	0.084
1067	Calibration	AOI	Jn 46	46 Rushmere Road - Woodbridge Road to Woodbridge Roa	0	Jan-15	MCC	No	20058-2005	20058	20057	421	425	0.182	Yes	Yes	367	371	0.202	Yes	Yes	49	49	0.047	5	5	0.081
1077	Calibration	AOI	Jn 49	Jn 49 Wherstead Road - A137 to The Strand	0	Jan-15	MCC	No	30220-3069	30220	30691	353	413	3.046	Yes	Yes	299	343	2.488	Yes	Yes	49	49	0.026	6	21	4.164
1080	Calibration	AOI	Jn 50	Jn 50 Wherstead Road - Bostock Road to Industrial Estate	0	Jan-15	MCC	No	30219-3078	30219	30783	25	18	1.528	Yes	Yes	5	12	2.242	Yes	Yes	3	3	0.251	16	3	4.336
1093	Calibration	AOI	Jn G1	Gyr01-1 From Woodbridge Rd (A)	0	Jan-15	MCC	No	70321-1002	70321	10021	199	208	0.608	Yes	Yes	172	175	0.180	Yes	Yes	25	31	1.130	2	2	0.215
1094	Calibration	AOI	Jn G1	Gyr01-1 To Woodbridge Rd (A)	0	Jan-15	MCC	No	0021-7032	10021	70321	433	431	0.106	Yes	Yes	375	373	0.111	Yes	Yes	54	54	0.014	4	4	0.076
1095	Calibration	AOI	Jn G1	Gyr01-2 From Argyle Street	0	Jan-15	MCC	No	0021-1002	10021	10020	704	724	0.731	Yes	Yes	597	613	0.668	Yes	Yes	96	99	0.290	11	11	0.069
1096	Calibration	AOI	Jn G1	Gyr01-2 From St Helens Street E	0	Jan-15	MCC	No	70202-1002	70202	10020	556	546	0.391	Yes	Yes	481	472	0.421	Yes	Yes	66	66	0.045	8	8	0.119
1097	Calibration	AOI	Jn G1	Gyr01-2 To St Helens Street E	0	Jan-15	MCC	No	0020-7020	10020	70202	241	228	0.876	Yes	Yes	204	197	0.508	Yes	Yes	29	28	0.104	8	3	2.413
1099	Calibration	AOI	Jn G1	Gyr01-2 To St Helens Street W	0	Jan-15	MCC	No	0020-1010	10020	10100	566	467	4.339	Yes	Yes	475	394	3.909	Yes	Yes	79	68	1.343	12	6	1.885
1100	Calibration	AOI	Jn G1	Gyr01-3 From Orchard Street	0	Jan-15	MCC	No	0101-1010	10101	10100	122	121	0.093	Yes	Yes	108	107	0.058	Yes	Yes	13	13	0.116	1	1	0.013
1102	Calibration	AOI	Jn G1	Gyr 01-5 From St Helens Street E	0	Jan-15	MCC	No	0049-1004	10049	10048	1463	931	15.359	No	No	798	798	0.010	Yes	Yes	655	123	26.970	10	10	0.169
1103	Calibration	AOI	Jn G1	Gyr 01-5 From Upper Orwell Street	0	Jan-15	MCC	No	0126-1004	10126	10048	137	124	1.144	Yes	Yes	122	119	0.238	Yes	Yes	14	3	3.537	1	1	0.157
1104	Calibration	AOI	Jn G1	Gyr 01-5 To Upper Orwell Street	0	Jan-15	MCC	No	0048-1012	10048	10126	124	128	0.293	Yes	Yes	111	111	0.012	Yes	Yes	12	15	0.824	1	1	0.117
1105	Calibration	AOI	Jn G1	Gyr 01-5 To Old Foundry Road	0	Jan-15	MCC	No	0048-1006	10048	10063	79	79	0.035	Yes	Yes	68	68	0.023	Yes	Yes	10	10	0.149	1	1	0.032
1106	Calibration	AOI	Jn G1	Gyr 01-5 To St Helens Street W	0	Jan-15	MCC	No	0048-1004	10048	10047	850	848	0.062	Yes	Yes	740	738	0.083	Yes	Yes	101	102	0.025	9	9	0.073
1109	Calibration	AOI	Jn G1	Gyr01-9 From Woodbridge Road W	0	Jan-15	MCC	No	0022-1011	10022	10113	1122	1118	0.125	Yes	Yes	974	967	0.206	Yes	Yes	135	137	0.180	14	14	0.041
1126	Calibration	AOI	Jn G3	Gyr03-3 From Commercial Road E	0	Jan-15	MCC	No	20001-7036	20001	70362	706	670	1.395	Yes	Yes	588	554	1.454	Yes	Yes	94	92	0.165	24	24	0.049
1129	Calibration	AOI	Jn G3	Gyr03-3 To Commercial Road W	0	Jan-15	MCC	No	20005-2000	20005	20006	678	674	0.178	Yes	Yes	558	556	0.076	Yes	Yes	97	94	0.296	24	24	0.012
1130	Calibration	AOI	Jn G3	Gyr 03-4 To West End Road	0	Jan-15	MCC	No	20006-2000	20006	20009	363	359	0.231	Yes	Yes	289	288	0.067	Yes	Yes	55	53	0.312	19	18	0.223
1131	Calibration	AOI	Jn G3	Gyr 03-4 From West End Road	0	Jan-15	MCC	No	20009-2000	20009	20008	289	290	0.052	Yes	Yes	222	222	0.003	Yes	Yes	50	51	0.070	17	17	0.104
1132	Calibration	AOI	Jn G3	Gyr 03-5 To Russell Road	0	Jan-15	MCC	No	20007-2001	20007	20011	89	89	0.003	Yes	Yes	78	78	0.023	Yes	Yes	10	10	0.105	1	1	0.143
1133	Calibration	AOI	Jn G3	Gyr 03-5 From Russell Road	0	Jan-15	MCC	No	20011-2000	20011	20007	58	57	0.065	Yes	Yes	45	45	0.055	Yes	Yes	10	10	0.070	2	2	0.078
1134	Calibration	AOI	Jn G3	Gyr 03-6 From Princes St N	0	Jan-15	MCC	No	20003-2000	20003	20004	242	242	0.049	Yes	Yes	217	218	0.038	Yes	Yes	21	21	0.014	3	3	0.081
1135	Calibration	AOI	Jn G3	Gyr 03-6 To Princes St N	0	Jan-15	MCC	No	20004-2000	20004	20003	171	168	0.190	Yes	Yes	144	144	0.042	Yes	Yes	23	21	0.378	3	3	0.100
1136	Calibration	AOI	Jn G3	Gyr 03-6 To Chancery Road E	0	Jan-15	MCC	No	20004-2000	20004	20002	662	664	0.092	Yes	Yes	546	547	0.041	Yes	Yes	94	95	0.091	22	23	0.112
1137	Calibration	AOI	Jn G3	Gyr 03-6 From Chancery Road W	0	Jan-15	MCC	No	20343-2000	20343	20004	590	590	0.009	Yes	Yes	472	473	0.017	Yes	Yes	96	95	0.116	22	22	0.114
1150	Calibration	y St. Edmu	1	JTC 1_A-In	0	Jan-16	MCC	No	2304-2107	2304	2107	914	860	1.827	Yes	Yes	768	728	1.480	Yes	Yes	122	111	1.020	24	21	0.617
1151	Calibration	y St. Edmu	1	JTC 1_A-Out	0	Jan-16	MCC	No	2107-2304	2107	2304	925	930	0.159	Yes	Yes	781	786	0.193	Yes	Yes	121	121	0.011	23	23	0.087
1153	Calibration	y St. Edmu	1	JTC 1_B-Out	0	Jan-16	MCC	No	2102-2103	2102	2103	396	379	0.861	Yes	Yes	315	303	0.673	Yes	Yes	59	55	0.498	22	21	0.294
1154	Calibration	y St. Edmu	1	JTC 1_C-In	0	Jan-16	MCC	No	2110-2100	2110	2100	1069	1060	0.288	Yes	Yes	869	859	0.326	Yes	Yes	144	144	0.010	56	56	0.039
1155	Calibration	y St. Edmu	1	JTC 1_C-Out	0	Jan-16	MCC	No	2100-2110	2100	2110	1070	1040	0.931	Yes	Yes	877	850	0.917	Yes	Yes	140	137	0.272	53	53	0.008
1157	Calibration	y St. Edmu	1	JTC 1_D-Out	0	Jan-16	MCC	No	2099-2097	2099	2097	551	506	1.930	Yes	Yes	418	426	0.374	Yes	Yes	85	33	6.776	48	47	0.001
1161	Calibration	y St. Edmu	2	JTC 2_B-Out	0	Jan-16	MCC	No	2088-2091	2088	2091	557	553	0.158	Yes	Yes	406	407	0.047	Yes	Yes	84	80	0.491	66	66	0.026
1164	Calibration	y St. Edmu	2	JTC 2_D-In	0	Jan-16	MCC	No	5819-5820	5819	5820	375	375	0.008	Yes	Yes	332	332	0.006	Yes	Yes	39	39	0.000	4	4	0.020
1165	Calibration	y St. Edmu	2	JTC 2_D-Out	0	Jan-16	MCC	No	5820-5819	5820	5819	226	227	0.082	Yes	Yes	192	192	0.059	Yes	Yes	31	31	0.058	4	4	0.043
1167	Calibration	y St. Edmu	2	JTC 2_E-Out	0	Jan-16	MCC	No	2083-2084	2083	2084	370	361	0.510	Yes	Yes	260	257	0.191	Yes	Yes	63	56	0.851	48	47	0.018
1171	Calibration	y St. Edmu	3	JTC 3_B-Out	0	Jan-16	MCC	No	2197-2204	2197	2204	261	259	0.103	Yes	Yes	204	203	0.058	Yes	Yes	43	43	0.107	14	14	0.036
1173	Calibration	y St. Edmu	3	JTC 3_C-Out	0	Jan-16	MCC	No	2200-2205	2200	2205	441	437	0.200	Yes	Yes	359	359	0.017	Yes	Yes	67	63	0.493	15	15	0.141
1177	Calibration	y St. Edmu	3	JTC 3_E-Out	0	Jan-16	MCC	No	2195-2193	2195	2193	352	361	0.478	Yes	Yes	278	286	0.529	Yes	Yes	57	57	0.018	18	18	0.003
1178	Validation	y St. Edmu	4	JTC 4_A-In	0	Jan-16	MCC	No	2094-2080	2094	2080	438	343	4.803	Yes	Yes	367	259	6.117	No	No	59	63	0.507	11	21	2.363

ID	Calibration / Validation	Area	Ref	Site Location	Dir	Date	Data Type	Duplicate?	Ref	A-Node	B-Node	Interpeak															
												ALL VEHICLES					CAR					LGV			HGV		
												Observed	Modelled	GEH	GEH Pass?	Flow Pass?	Observed	Modelled	GEH	GEH Pass?	Flow Pass?	Observed	Modelled	GEH	Observed	Modelled	GEH
1179	Validation	y St. Edmu	4	JTC 4_A-Out	0	Jan-16	MCC	No	2080-2094	2080	2094	403	345	2.971	Yes	Yes	333	268	3.773	Yes	Yes	57	59	0.329	13	18	1.389
1180	Validation	y St. Edmu	4	JTC 4_B-In	0	Jan-16	MCC	No	2081-2080	2081	2080	674	672	0.072	Yes	Yes	563	536	1.133	Yes	Yes	88	107	1.986	23	28	0.995
1181	Validation	y St. Edmu	4	JTC 4_B-Out	0	Jan-16	MCC	No	2080-2081	2080	2081	714	764	1.831	Yes	Yes	602	613	0.429	Yes	Yes	86	121	3.404	26	30	0.858
1182	Validation	y St. Edmu	4	JTC 4_C-In	0	Jan-16	MCC	No	2249-2080	2249	2080	473	449	1.118	Yes	Yes	420	365	2.800	Yes	Yes	50	73	2.941	3	11	3.148
1183	Validation	y St. Edmu	4	JTC 4_C-Out	0	Jan-16	MCC	No	2080-2249	2080	2249	481	462	0.850	Yes	Yes	411	366	2.289	Yes	Yes	64	80	1.919	6	16	3.116
1184	Validation	y St. Edmu	4	JTC 4_D-In	0	Jan-16	MCC	No	2079-2080	2079	2080	555	537	0.755	Yes	Yes	468	446	0.991	Yes	Yes	68	75	0.868	19	15	0.918
1185	Validation	y St. Edmu	4	JTC 4_D-Out	0	Jan-16	MCC	No	2080-2079	2080	2079	542	430	5.092	No	No	472	360	5.468	No	No	58	59	0.071	12	11	0.381
1186	Calibration	y St. Edmu	5	JTC 5_A-In	0	Jan-16	MCC	No	2076-2077	2076	2077	611	620	0.395	Yes	Yes	549	550	0.041	Yes	Yes	50	58	1.120	12	13	0.181
1187	Calibration	y St. Edmu	5	JTC 5_A-Out	0	Jan-16	MCC	No	2077-2076	2077	2076	589	602	0.561	Yes	Yes	516	515	0.036	Yes	Yes	57	71	1.784	16	17	0.063
1188	Calibration	y St. Edmu	5	JTC 5_B-In	0	Jan-16	MCC	No	2128-2077	2128	2077	148	147	0.053	Yes	Yes	131	131	0.022	Yes	Yes	15	15	0.086	1	1	0.058
1189	Calibration	y St. Edmu	5	JTC 5_B-Out	0	Jan-16	MCC	No	2077-2128	2077	2128	153	147	0.456	Yes	Yes	129	130	0.052	Yes	Yes	20	15	1.367	3	3	0.258
1190	Calibration	y St. Edmu	5	JTC 5_C-In	0	Jan-16	MCC	No	2075-2077	2075	2077	776	760	0.562	Yes	Yes	694	679	0.565	Yes	Yes	65	64	0.073	17	17	0.048
1191	Calibration	y St. Edmu	5	JTC 5_C-Out	0	Jan-16	MCC	No	2077-2075	2077	2075	795	794	0.010	Yes	Yes	730	730	0.030	Yes	Yes	54	54	0.067	11	11	0.015
1192	Calibration	y St. Edmu	5	JTC 5_D-In	0	Jan-16	MCC	No	2095-2077	2095	2077	541	545	0.204	Yes	Yes	474	478	0.182	Yes	Yes	58	58	0.113	9	9	0.027
1193	Calibration	y St. Edmu	5	JTC 5_D-Out	0	Jan-16	MCC	No	2077-2095	2077	2095	539	529	0.410	Yes	Yes	473	464	0.418	Yes	Yes	57	56	0.116	9	9	0.148
1194	Calibration	y St. Edmu	6	JTC 6_A-In	0	Jan-16	MCC	No	2073-2071	2073	2071	666	669	0.113	Yes	Yes	605	607	0.103	Yes	Yes	50	50	0.042	11	11	0.021
1195	Calibration	y St. Edmu	6	JTC 6_A-Out	0	Jan-16	MCC	No	2071-2073	2071	2073	666	653	0.515	Yes	Yes	596	583	0.525	Yes	Yes	54	53	0.087	17	17	0.038
1196	Calibration	y St. Edmu	6	JTC 6_B-In	0	Jan-16	MCC	No	2072-2251	2072	2251	280	292	0.747	Yes	Yes	242	250	0.527	Yes	Yes	33	34	0.209	5	8	1.201
1197	Calibration	y St. Edmu	6	JTC 6_B-Out	0	Jan-16	MCC	No	2251-2072	2251	2072	272	268	0.275	Yes	Yes	241	236	0.302	Yes	Yes	29	29	0.054	2	3	0.278
1198	Calibration	y St. Edmu	6	JTC 6_C-In	0	Jan-16	MCC	No	2113-2251	2113	2251	445	427	0.840	Yes	Yes	390	386	0.202	Yes	Yes	42	32	1.628	12	8	1.139
1199	Calibration	y St. Edmu	6	JTC 6_C-Out	0	Jan-16	MCC	No	2251-2113	2251	2113	448	437	0.522	Yes	Yes	388	386	0.097	Yes	Yes	46	37	1.428	14	14	0.038
1200	Calibration	y St. Edmu	6	JTC 6_D-In	0	Jan-16	MCC	No	5822-2071	5822	2071	453	441	0.562	Yes	Yes	385	373	0.598	Yes	Yes	50	49	0.038	19	19	0.004
1201	Calibration	y St. Edmu	6	JTC 6_D-Out	0	Jan-16	MCC	No	2071-5822	2071	5822	457	472	0.690	Yes	Yes	398	412	0.723	Yes	Yes	45	47	0.210	15	13	0.295
1206	Validation	Felixstowe	7	JTC 7_C-In	0	Jan-16	MCC	No	2918-80413	2918	80413	1073	1230	4.639	Yes	Yes	631	723	3.543	Yes	Yes	109	162	4.614	333	345	0.626
1207	Validation	Felixstowe	7	JTC 7_C-Out	0	Jan-16	MCC	No	80412-2917	80412	2917	1042	1112	2.138	Yes	Yes	676	783	3.947	Yes	No	133	82	4.856	234	247	0.899
1208	Calibration	Felixstowe	8	JTC 8_A-In	0	Jan-16	MCC	No	5821-2870	5821	2870	87	79	0.891	Yes	Yes	73	73	0.009	Yes	Yes	13	4	3.102	0	1	1.212
1209	Calibration	Felixstowe	8	JTC 8_A-Out	0	Jan-16	MCC	No	2870-5821	2870	5821	83	84	0.055	Yes	Yes	71	71	0.031	Yes	Yes	12	12	0.161	0	1	0.935
1212	Calibration	Felixstowe	8	JTC 8_C-In	0	Jan-16	MCC	No	2864-2870	2864	2870	186	172	1.063	Yes	Yes	74	74	0.014	Yes	Yes	24	24	0.015	89	74	1.570
1213	Calibration	Felixstowe	8	JTC 8_C-Out	0	Jan-16	MCC	No	2870-2864	2870	2864	179	158	1.617	Yes	Yes	59	59	0.002	Yes	Yes	16	16	0.084	104	83	2.199
1230	Calibration	AOI	10	JTC 10_B-In	0	Jan-16	MCC	No	0064-3006	30064	30062	337	352	0.820	Yes	Yes	260	284	1.465	Yes	Yes	57	56	0.114	21	12	1.989
1236	Calibration	AOI	11	JTC 11_A-In	0	Jan-16	MCC	No	0048-3079	30048	30799	1041	1026	0.464	Yes	Yes	804	798	0.215	Yes	Yes	144	144	0.014	93	84	0.956
1240	Calibration	AOI	11	JTC 11_C-In	0	Jan-16	MCC	No	0040-3079	50040	30797	1458	1524	1.725	Yes	Yes	910	962	1.692	Yes	Yes	274	279	0.302	273	283	0.589
1250	Calibration	AOI	12	JTC 12_D-In	0	Jan-16	MCC	No	0134-3002	30134	30026	202	203	0.109	Yes	Yes	160	160	0.027	Yes	Yes	39	39	0.088	3	4	0.956
1254	Calibration	AOI	13	JTC 13_B-In	0	Jan-16	MCC	No	0006-5001	50006	50015	426	424	0.084	Yes	Yes	339	336	0.143	Yes	Yes	77	78	0.122	10	10	0.057
1258	Calibration	AOI	13	JTC 13_D-In	0	Jan-16	MCC	No	0505-5001	30505	50018	79	42	4.680	Yes	Yes	61	36	3.637	Yes	Yes	13	5	2.474	5	1	2.060
1265	Calibration	AOI	14	JTC 14_C-In	0	Jan-16	MCC	No	0511-3001	30511	30010	385	385	0.035	Yes	Yes	347	347	0.035	Yes	Yes	38	38	0.022	0	0	0.283
1268	Calibration	AOI	14	JTC 14_E-In	0	Jan-16	MCC	No	0008-3001	30008	30010	292	286	0.365	Yes	Yes	214	212	0.134	Yes	Yes	64	61	0.378	15	13	0.337
1270	Calibration	Newmarket	15	JTC 15_A-In	0	Jan-16	MCC	No	2502-2503	2502	2503	671	673	0.073	Yes	Yes	466	467	0.042	Yes	Yes	122	122	0.086	84	84	0.002
1271	Calibration	Newmarket	15	JTC 15_A-Out	0	Jan-16	MCC	No	2503-2502	2503	2502	753	755	0.070	Yes	Yes	531	532	0.060	Yes	Yes	137	137	0.000	85	86	0.058
1273	Calibration	Newmarket	15	JTC 15_B-Out	0	Jan-16	MCC	No	2504-2507	2504	2507	344	479	6.671	No	No	222	350	7.557	No	No	72	79	0.819	50	50	0.054
1279	Calibration	Newmarket	15	JTC 15_E-Out	0	Jan-16	MCC	No	2505-2496	2505	2496	334	306	1.585	Yes	Yes	215	208	0.484	Yes	Yes	70	49	2.703	49	49	0.066
1280	Calibration	Newmarket	15	JTC 15_F-In	0	Jan-16	MCC	No	2495-2503	2495	2503	360	308	2.846	Yes	Yes	222	195	1.823	Yes	Yes	83	82	0.055	56	31	3.830
1282	Calibration	Newmarket	16	JTC 16_A-In	0	Jan-16	MCC	No	2448-2447	2448	2447	779	746	1.179	Yes	Yes	670	644	1.008	Yes	Yes	97	89	0.782	13	13	0.220
1283	Calibration	Newmarket	16	JTC 16_A-Out	0	Jan-16	MCC	No	2447-2448	2447	2448	766	745	0.745	Yes	Yes	662	637	0.982	Yes	Yes	93	94	0.168	11	13	0.846
1286	Calibration	Newmarket	16	JTC 16_C-In	0	Jan-16	MCC	No	3436-2447	3436	2447	456	503	2.141	Yes	Yes	388	428	1.984	Yes	Yes	61	68	0.842	7	7	0.023
1287	Calibration	Newmarket	16	JTC 16_C-Out	0	Jan-16	MCC	No	2447-3436	2447	3436	457	458	0.078	Yes	Yes	389	388	0.015	Yes	Yes	61	61	0.075	7	9	0.902
1288	Calibration	Newmarket	16	JTC 16_D-In	0	Jan-16	MCC	No	2972-2447	2972	2447	514	449	2.971	Yes	Yes	423	363	3.055	Yes	Yes	73	68	0.587	18	18	0.071
1289	Calibration	Newmarket	16	JTC 16_D-Out	0	Jan-16	MCC	No	2447-2972	2447	2972	532	481	2.255	Yes	Yes	451	399	2.521	Yes	Yes	66	67	0.072	14	15	0.175
1291	Calibration	Newmarket	16	JTC 16_E-Out	0	Jan-16	MCC	No	2972-2449	2972	2449	48	103	6.301	No	Yes	42	95	6.348	No	Yes	5	7	0.843	1	1	0.218
1294	Calibration	AOI	17	JTC 17_B-In	0	Jan-16	MCC	No	2402-2404	2402	2404	335	337	0.108	Yes	Yes	237	238	0.045	Yes	Yes	66	66	0.033	33	34	0.179
1295	Calibration	AOI	17	JTC 17_B-Out	0	Jan-16	MCC	No	2411-2403	2411	2403	311	314	0.145	Yes	Yes	225	224	0.024	Yes	Yes	55	53	0.142	32	36	0.679
1296	Calibration	AOI	17	JTC 17_C-In	0	Jan-16	MCC	No	2394-2405	2394	2405	498	488	0.429	Yes	Yes	377	369	0.395	Yes	Yes	74	72	0.228	47	47	0.009
1297	Calibration	AOI	17	JTC 17_C-Out	0	Jan-16	MCC	No	2405-2394	2405	2394	488	485	0.161	Yes	Yes	363	364	0.078	Yes	Yes	78	77	0.103	47	43	0.616
1298	Calibration	AOI	17	JTC 17_D-In	0	Jan-16	MCC	No	2415-2406	2415	2406	47	46	0.070	Yes	Yes	39	38	0.051	Yes	Yes	6	6	0.092	2	2	0.052
1299	Calibration	AOI	17	JTC 17_D-Out	0	Jan-16	MCC	No	2406-2415	2406	2415	240	239	0.062	Yes	Yes	173	173	0.053	Yes	Yes	43	43	0.009	24	24	0.043
1300	Calibration	AOI	17	JTC 17_E-In	0	Jan-16	MCC	No	2408-2409	2408	2409	164	163	0.059	Yes	Yes	117	117	0.032	Yes	Yes	29	28	0.085	18	18	0.012
1302	Calibration	Stowmarke	18	JTC 18_A-In	0	Jan-16	MCC	No	3895-2364	3895	2364	278	274	0.270	Yes	Yes	218	213	0.306	Yes	Yes	47	47	0.017	13	13	0.034
1303	Calibration	Stowmarke	18	JTC 18_A-Out	0	Jan-16	MCC	No	2364-3895	2364	3895	246	247	0.038	Yes	Yes	199	200	0.026	Yes	Yes	39	39	0.014	8	8	0.111
1304	Calibration	Stowmarke	18	JTC 18_B-In	0	Jan-16	MCC	No	2361-2364	2361	2364	375	373	0.098	Yes	Yes	304	302	0.105	Yes	Yes	53	53	0.043	17	18	0.061
1305	Calibration	Stowmarke	18	JTC 18_B-Out	0	Jan-16	MCC	No	2364-2361	2364	2361	398	399	0.057	Yes	Yes	313	313	0.028	Yes	Yes	63	63	0.043	23	23	0.063
1306	Calibration	Stowmarke	18	JTC 18_C-In	0	Jan-16	MCC	No	2369-2365	2369	2365	110	110	0.017	Yes	Yes	81	81	0.036	Yes	Yes	23	22	0.129	7	7	0.041
1307	Calibration	Stowmarke	18	JTC 18_C-Out	0	Jan-16	MCC	No	2364-2370	2364	2370	118	112	0.492	Yes	Yes	83	79	0.403	Yes	Yes	23	23	0.031	12	10	0.453
1309	Calibration	Stowmarke	18	JTC 18_D-Out	0	Jan-16	MCC	No	2365-2362	2365	2362	209	259	3.240	Yes	Yes	163	209	3.412	Yes	Yes	33	33	0.005	13	16	0.775
1310	Calibration	AOI	19	JTC 19_A-In	0	Jan-16	MCC	No	2337-2336	2337	2336	388	387	0.016	Yes	Yes	332	332	0.040	Yes	Yes	42	42	0.068	14	14	0.004
1311	Calibration	AOI	19	JTC 19_A-Out	0	Jan-16	MCC	No	2336-2337	2336	2337	498	489	0.416	Yes	Yes	431	429	0.092	Yes	Yes	56	49	1.005	12	11	0.019
1313	Calibration	AOI	19	JTC 19_B-Out	0	Jan-16	MCC	No	2336-5877	2336	5877	139	140	0.031	Yes	Yes	114	114	0.006	Yes	Yes	22	22	0.105	4	4	0.033
1314	Calibration	AOI	19	JTC 19_C-In	0	Jan-16	MCC	No	2400-2336	2400	2336	569	569	0.001	Yes	Yes	502	502	0.014	Yes	Yes	55	55	0.060	11	11	0.044
1315	Calibration	AOI	19	JTC 19_C-Out	0	Jan-16	MCC	No	2336-2400	2336	2400	674	674	0.038	Yes	Yes	589	590	0.022	Yes	Yes	68	68	0.058	17	17	0.011
1316	Calibration	AOI	19	JTC 19_D-In	0	Jan-16	MCC	No	2335-2336	2335	2336	438	423	0.737	Yes	Yes	387	375	0.601	Yes	Yes	45	41	0.513	7	7	0.083
1317	Calibration	AOI	19	JTC 19_D-Out	0	Jan-16	MCC	No	2336-2335	2336	2335	266	262	0.223	Yes	Yes	241	237	0.222	Yes	Yes	21	21	0.038	4	4	0.006
1318	Calibration	Sudbury	20	JTC 20_A-In	0	Jan-16	MCC	No	2678-2676	2678	2676	540	545	0.235	Yes	Yes	486	491	0.260	Yes	Yes	49	48	0.053	6	6	0.041
1321	Calibration	Sudbury	20	JTC 20_C-In	0	Jan-16	MCC	No	2693-2676	2693	2676	516	471	2.009	Yes	Yes	463	435	1.328	Yes	Yes	50	33	2.591	3	3	0.133
1322	Calibration	Sudbury	20	JTC 20_C-Out	0	Jan-16	MCC	No	2676-2693	2676	2693	461	459	0.103	Yes	Yes	423	421	0.075	Yes	Yes	36	35	0.086	2	2	0.103

ID	Calibration / Validation	Area	Ref	Site Location	Dir	Date	Data Type	Duplicate?	Ref	A-Node	B-Node	Interpeak																	
												ALL VEHICLES					CAR					LGV			HGV		
												Observed	Modelled	GEH	GEH Pass?	Flow Pass?	Observed	Modelled	GEH	GEH Pass?	Flow Pass?	Observed	Modelled	GEH	Observed	Modelled	GEH
1323	Calibration	Sudbury	20	JTC 20_D-Out	0	Jan-16	MCC	No	2676-2677	2676	2677	452	453	0.026	Yes	Yes	401	401	0.004	Yes	Yes	45	45	0.050	7	7	0.047
1334	Validation	y St. Edmu	22	JTC 22_A-In	0	Jan-16	MCC	No	2166-2165	2166	2165	522	480	1.864	Yes	Yes	462	418	2.076	Yes	Yes	51	53	0.292	9	9	0.092
1335	Validation	y St. Edmu	22	JTC 22_A-Out	0	Jan-16	MCC	No	2165-2166	2165	2166	494	539	1.990	Yes	Yes	432	472	1.898	Yes	Yes	54	57	0.528	8	9	0.315
1336	Validation	y St. Edmu	22	JTC 22_B-In	0	Jan-16	MCC	No	2171-2165	2171	2165	351	298	2.940	Yes	Yes	309	250	3.551	Yes	Yes	35	41	0.927	6	7	0.288
1337	Validation	y St. Edmu	22	JTC 22_B-Out	0	Jan-16	MCC	No	2165-2171	2165	2171	342	312	1.652	Yes	Yes	304	264	2.418	Yes	Yes	33	42	1.445	4	6	0.896
1338	Validation	y St. Edmu	22	JTC 22_C-In	0	Jan-16	MCC	No	3359-2165	3359	2165	557	589	1.338	Yes	Yes	490	514	1.106	Yes	Yes	60	63	0.478	8	11	1.140
1339	Validation	y St. Edmu	22	JTC 22_C-Out	0	Jan-16	MCC	No	2165-3359	2165	3359	594	516	3.307	Yes	Yes	525	447	3.526	Yes	Yes	60	58	0.151	10	11	0.289
1340	Calibration	y St. Edmu	23	JTC 23_A-In	0	Jan-16	MCC	No	5823-5822	5823	5822	269	271	0.126	Yes	Yes	240	240	0.027	Yes	Yes	27	26	0.168	3	5	1.268
1341	Calibration	y St. Edmu	23	JTC 23_A-Out	0	Jan-16	MCC	No	5822-5823	5822	5823	289	309	1.151	Yes	Yes	255	274	1.161	Yes	Yes	29	30	0.151	4	4	0.088
1344	Calibration	y St. Edmu	23	JTC 23_C-In	0	Jan-16	MCC	No	2142-2141	2142	2141	306	313	0.415	Yes	Yes	279	283	0.243	Yes	Yes	24	27	0.615	3	3	0.074
1345	Calibration	y St. Edmu	23	JTC 23_C-Out	0	Jan-16	MCC	No	2141-2142	2141	2142	364	370	0.329	Yes	Yes	332	336	0.221	Yes	Yes	30	30	0.018	2	5	1.256
1346	Calibration	y St. Edmu	23	JTC 23_D-In	0	Jan-16	MCC	No	3349-2141	3349	2141	386	381	0.246	Yes	Yes	326	321	0.262	Yes	Yes	42	42	0.004	18	18	0.029
1347	Calibration	y St. Edmu	23	JTC 23_D-Out	0	Jan-16	MCC	No	2141-3349	2141	3349	318	317	0.040	Yes	Yes	274	273	0.028	Yes	Yes	32	32	0.019	12	12	0.039
1348	Calibration	Sudbury	24	JTC 24_A-In	0	Jan-16	MCC	No	2627-2626	2627	2626	104	104	0.028	Yes	Yes	82	82	0.060	Yes	Yes	18	18	0.059	4	4	0.001
1349	Calibration	Sudbury	24	JTC 24_A-Out	0	Jan-16	MCC	No	2626-2627	2626	2627	99	99	0.093	Yes	Yes	80	80	0.039	Yes	Yes	15	15	0.051	4	4	0.395
1350	Calibration	Sudbury	24	JTC 24_B-In	0	Jan-16	MCC	No	5935-2626	5935	2626	205	205	0.024	Yes	Yes	166	166	0.049	Yes	Yes	32	32	0.041	7	7	0.021
1351	Calibration	Sudbury	24	JTC 24_B-Out	0	Jan-16	MCC	No	2626-5935	2626	5935	211	214	0.209	Yes	Yes	166	167	0.078	Yes	Yes	37	37	0.003	8	10	0.696
1358	Validation	Haverhill	25	JTC 25_B-In	0	Jan-16	MCC	No	2611-2612	2611	2612	280	344	3.615	Yes	Yes	235	292	3.518	Yes	Yes	35	40	0.876	11	12	0.418
1359	Validation	Haverhill	25	JTC 25_B-Out	0	Jan-16	MCC	No	2612-2611	2612	2611	301	371	3.804	Yes	Yes	257	303	2.717	Yes	Yes	36	55	2.783	8	14	1.692
1362	Validation	Haverhill	26	JTC 26_A-In	0	Jan-16	MCC	No	2623-2540	2623	2540	248	354	6.154	No	No	193	235	2.829	Yes	Yes	41	72	4.120	13	48	6.236
1363	Validation	Haverhill	26	JTC 26_A-Out	0	Jan-16	MCC	No	2540-2623	2540	2623	265	384	6.614	No	No	212	260	3.125	Yes	Yes	42	80	4.891	10	43	6.340
1368	Calibration	AOI	27	JTC 27_A-In	0	Jan-16	MCC	No	3146-5756	3146	5756	649	613	1.428	Yes	Yes	416	409	0.370	Yes	Yes	135	101	3.070	98	103	0.502
1372	Calibration	AOI	27	JTC 27_C-In	0	Jan-16	MCC	No	5760-5755	5760	5755	189	187	0.098	Yes	Yes	153	154	0.145	Yes	Yes	33	33	0.053	3	0	2.380
1377	Calibration	AOI	28	JTC 28_A-Out	0	Jan-16	MCC	No	3111-3110	3111	3110	163	169	0.447	Yes	Yes	126	125	0.054	Yes	Yes	32	33	0.111	5	11	2.025
1378	Calibration	AOI	28	JTC 28_B-In	0	Jan-16	MCC	No	5690-3113	5690	3113	1504	1525	0.547	Yes	Yes	1008	1022	0.439	Yes	Yes	283	283	0.015	213	220	0.480
1379	Calibration	AOI	28	JTC 28_B-Out	0	Jan-16	MCC	No	3111-5688	3111	5688	1485	1553	1.749	Yes	Yes	929	974	1.449	Yes	Yes	281	289	0.467	274	290	0.927
1380	Calibration	AOI	28	JTC 28_C-In	0	Jan-16	MCC	No	3112-3113	3112	3113	123	127	0.339	Yes	Yes	93	94	0.092	Yes	Yes	26	29	0.471	4	4	0.226
1381	Calibration	AOI	28	JTC 28_C-Out	0	Jan-16	MCC	No	3113-3112	3113	3112	82	83	0.055	Yes	Yes	68	68	0.093	Yes	Yes	10	10	0.111	4	5	0.764
1382	Calibration	AOI	28	JTC 28_D-In	0	Jan-16	MCC	No	3114-1341	3114	1341	1538	1554	0.405	Yes	Yes	963	960	0.091	Yes	Yes	299	307	0.435	276	287	0.667
1383	Calibration	AOI	28	JTC 28_D-Out	0	Jan-16	MCC	No	1342-3115	1342	3115	1545	1569	0.623	Yes	Yes	1033	1049	0.484	Yes	Yes	298	301	0.178	213	219	0.401
1385	Calibration	AOI	29	JTC 29_A-Out	0	Jan-16	MCC	No	3116-3114	3116	3114	1669	1636	0.814	Yes	Yes	1063	1032	0.977	Yes	Yes	315	317	0.070	291	288	0.160
1389	Calibration	AOI	29	JTC 29_C-Out	0	Jan-16	MCC	No	3117-3119	3117	3119	1479	1462	0.424	Yes	Yes	972	965	0.226	Yes	Yes	287	285	0.085	220	212	0.530
1400	Calibration	A11	31	JTC 31_A-In	0	Jan-16	MCC	No	3277-3785	3277	3785	1264	1251	0.364	Yes	Yes	886	909	0.769	Yes	Yes	226	190	2.462	152	152	0.035
1401	Calibration	A11	31	JTC 31_A-Out	0	Jan-16	MCC	No	3785-3277	3785	3277	1256	1221	1.002	Yes	Yes	879	890	0.398	Yes	Yes	232	185	3.257	146	146	0.010
1402	Calibration	A11	31	JTC 31_B-In	0	Jan-16	MCC	No	3786-3785	3786	3785	89	84	0.529	Yes	Yes	67	65	0.185	Yes	Yes	16	13	0.921	6	6	0.035
1403	Calibration	A11	31	JTC 31_B-Out	0	Jan-16	MCC	No	3785-3786	3785	3786	126	125	0.005	Yes	Yes	88	88	0.080	Yes	Yes	25	25	0.117	13	13	0.033
1406	Calibration	A11	32	JTC 32_A-In	0	Jan-16	MCC	No	3794-5672	3794	5672	153	159	0.479	Yes	Yes	127	124	0.196	Yes	Yes	22	21	0.235	5	14	3.037
1407	Calibration	A11	32	JTC 32_A-Out	0	Jan-16	MCC	No	5672-3794	5672	3794	131	132	0.038	Yes	Yes	105	105	0.007	Yes	Yes	22	22	0.054	5	5	0.053
1408	Calibration	A11	32	JTC 32_B-In	0	Jan-16	MCC	No	5674-3790	5674	3790	124	110	1.332	Yes	Yes	87	86	0.081	Yes	Yes	23	23	0.059	14	1	4.838
1409	Calibration	A11	32	JTC 32_B-Out	0	Jan-16	MCC	No	5672-5673	5672	5673	139	123	1.373	Yes	Yes	96	96	0.011	Yes	Yes	26	26	0.075	16	1	5.260
1410	Calibration	A11	32	JTC 32_C-In	0	Jan-16	MCC	No	3789-3790	3789	3790	187	187	0.020	Yes	Yes	158	158	0.065	Yes	Yes	24	24	0.038	5	5	0.160
1411	Calibration	A11	32	JTC 32_C-Out	0	Jan-16	MCC	No	3790-3789	3790	3789	172	171	0.042	Yes	Yes	145	144	0.037	Yes	Yes	23	23	0.045	4	4	0.053
1412	Calibration	A11	32	JTC 32_D-In	0	Jan-16	MCC	No	5659-3790	5659	3790	101	92	0.915	Yes	Yes	65	65	0.013	Yes	Yes	20	20	0.075	17	7	2.730
1413	Calibration	A11	32	JTC 32_D-Out	0	Jan-16	MCC	No	3790-5659	3790	5659	90	79	1.127	Yes	Yes	57	57	0.000	Yes	Yes	19	18	0.117	14	4	3.219
1415	Calibration	A11	32	JTC 32_E-Out	0	Jan-16	MCC	No	3790-5671	3790	5671	125	158	2.752	Yes	Yes	105	126	1.928	Yes	Yes	14	14	0.000	6	18	3.426
1416	Calibration	A11	32	JTC 32_F-In	0	Jan-16	MCC	No	5824-5672	5824	5672	131	155	2.037	Yes	Yes	96	120	2.328	Yes	Yes	26	26	0.031	9	9	0.099
1417	Calibration	A11	32	JTC 32_F-Out	0	Jan-16	MCC	No	5672-5824	5672	5824	39	39	0.021	Yes	Yes	25	25	0.033	Yes	Yes	11	11	0.050	3	3	0.075
1420	Calibration	Sudbury	33	JTC 33_B-In	0	Jan-16	MCC	No	2763-2762	2763	2762	528	503	1.068	Yes	Yes	437	423	0.697	Yes	Yes	69	63	0.833	21	18	0.688
1421	Calibration	Sudbury	33	JTC 33_B-Out	0	Jan-16	MCC	No	2762-2763	2762	2763	500	492	0.334	Yes	Yes	402	402	0.007	Yes	Yes	76	68	0.854	22	22	0.013
1422	Calibration	Sudbury	33	JTC 33_C-In	0	Jan-16	MCC	No	2761-2762	2761	2762	440	447	0.313	Yes	Yes	374	374	0.001	Yes	Yes	54	54	0.023	12	19	1.730
1423	Calibration	Sudbury	33	JTC 33_C-Out	0	Jan-16	MCC	No	2762-2761	2762	2761	439	446	0.298	Yes	Yes	379	378	0.021	Yes	Yes	53	54	0.150	8	13	1.728
1426	Calibration	Sudbury	34	JTC 34_A-In	0	Jan-16	MCC	No	2781-2783	2781	2783	742	633	4.150	Yes	Yes	597	514	3.507	Yes	Yes	113	93	2.001	31	26	1.088
1427	Calibration	Sudbury	34	JTC 34_A-Out	0	Jan-16	MCC	No	2783-2781	2783	2781	642	543	4.070	Yes	Yes	512	426	3.960	Yes	Yes	98	87	1.227	32	30	0.275
1430	Calibration	Sudbury	34	JTC 34_C-In	0	Jan-16	MCC	No	2658-2783	2658	2783	371	370	0.045	Yes	Yes	320	320	0.031	Yes	Yes	46	46	0.049	4	4	0.009
1431	Calibration	Sudbury	34	JTC 34_C-Out	0	Jan-16	MCC	No	2783-2658	2783	2658	347	343	0.207	Yes	Yes	301	294	0.372	Yes	Yes	42	42	0.073	4	7	1.337
1432	Calibration	Sudbury	34	JTC 34_D-In	0	Jan-16	MCC	No	2782-2783	2782	2783	489	381	5.177	No	No	411	310	5.307	No	No	65	58	0.931	13	13	0.042
1433	Calibration	Sudbury	34	JTC 34_D-Out	0	Jan-16	MCC	No	2783-2782	2783	2782	435	345	4.554	Yes	Yes	358	279	4.440	Yes	Yes	63	52	1.528	13	14	0.247
1434	Calibration	Lowestoft	1	JTC 1_A-In	0	Jan-15	MCC	No	6345-1020	6345	1020	354	362	0.375	Yes	Yes	307	312	0.330	Yes	Yes	46	47	0.117	2	3	0.316
1435	Calibration	Lowestoft	1	JTC 1_A-Out	0	Jan-15	MCC	No	1020-6345	1020	6345	329	315	0.823	Yes	Yes	276	273	0.187	Yes	Yes	49	37	1.812	4	4	0.102
1436	Calibration	Lowestoft	1	JTC 1_B-In	0	Jan-15	MCC	No	5370-1020	5370	1020	84	52	3.891	Yes	Yes	71	49	2.862	Yes	Yes	13	3	3.565	0	0	0.162
1437	Calibration	Lowestoft	1	JTC 1_B-Out	0	Jan-15	MCC	No	1020-5370	1020	5370	87	64	2.632	Yes	Yes	74	62	1.499	Yes	Yes	12	2	3.975	0	0	0.059
1438	Calibration	Lowestoft	1	JTC 1_C-In	0	Jan-15	MCC	No	1010-1020	1010	1020	453	450	0.143	Yes	Yes	370	368	0.139	Yes	Yes	64	64	0.085	19	19	0.069
1439	Calibration	Lowestoft	1	JTC 1_C-Out	0	Jan-15	MCC	No	1020-1010	1020	1010	509	508	0.029	Yes	Yes	417	417	0.024	Yes	Yes	70	69	0.060	22	22	0.070
1440	Calibration	Lowestoft	1	JTC 1_D-In	0	Jan-15	MCC	No	5340-1020	5340	1020	577	570	0.260	Yes	Yes	451	451	0.014	Yes	Yes	105	105	0.001	20	14	1.414
1441	Calibration	Lowestoft	1	JTC 1_D-Out	0	Jan-15	MCC	No	1020-5340	1020	5340	512	503	0.398	Yes	Yes	398	398	0.043	Yes	Yes	93	91	0.151	21	15	1.577
1442	Validation	Lowestoft	1	JTC 1_E-In	0	Jan-15	MCC	No	10258-1020	10258	1020	768	780	0.414	Yes	Yes	609	624	0.597	Yes	Yes	121	122	0.083	39	34	0.694
1443	Validation	Lowestoft	1	JTC 1_E-Out	0	Jan-15	MCC	No	1020-10258	1020	10258	800	824	0.858	Yes	Yes	642	654	0.483	Yes	Yes	125	141	1.323	33	30	0.557
1446	Calibration	Lowestoft	2	JTC 2_B-In	0	Jan-15	MCC	No	6341-3000	6341	3000	237	235	0.084	Yes	Yes	209	208	0.078	Yes	Yes	23	23	0.072	4	4	0.086
1447	Calibration	Lowestoft	2	JTC 2_B-Out	0	Jan-15	MCC	No	3000-6341	3000	6341	234	234	0.019	Yes	Yes	205	205	0.040	Yes	Yes	27	27	0.055	2	2	0.003
1450	Calibration	Lowestoft	2	JTC 2_D-In	0	Jan-15	MCC	No	6340-3000	6340	3000	179	178	0.048	Yes	Yes	161	161	0.008	Yes	Yes	16	16	0.087	2	1	0.161
1451	Calibration	Lowestoft	2	JTC 2_D-Out	0	Jan-15	MCC	No	3000-6340	3000	6340	188	188	0.018	Yes	Yes	171	171	0.015	Yes	Yes	15	15	0.085	2	2	0.075
1452	Calibration	Lowestoft	2	JTC 2_E-In	0	Jan-15	MCC	No	6337-3000	6337	3000	432	430	0.100	Yes	Yes	351	349	0.119	Yes	Yes	65	65	0.009	16	16	0.059
1453	Calibration	Lowestoft	2	JTC 2_E-Out	0	Jan-15	MCC	No	3000-6337	3000	6337	445	446	0.025	Yes	Yes	355	355	0.024	Yes	Yes	69	69	0.009	22	22	0.003

ID	Calibration / Validation	Area	Ref	Site Location	Dir	Date	Data Type	Duplicate?	Ref	A-Node	B-Node	Interpeak															
												ALL VEHICLES					CAR					LGV			HGV		
												Observed	Modelled	GEH	GEH Pass?	Flow Pass?	Observed	Modelled	GEH	GEH Pass?	Flow Pass?	Observed	Modelled	GEH	Observed	Modelled	GEH
1454	Calibration	Lowestoft	2	JTC 2_F-In	0	Jan-15	MCC	No	3010-3000	3010	3000	660	660	0.007	Yes	Yes	556	555	0.066	Yes	Yes	88	87	0.043	16	17	0.433
1455	Calibration	Lowestoft	2	JTC 2_F-Out	0	Jan-15	MCC	No	3000-3010	3000	3010	667	667	0.032	Yes	Yes	566	565	0.037	Yes	Yes	87	87	0.011	15	15	0.011
1456	Calibration	Lowestoft	3	JTC 3_A-In	0	Jan-15	MCC	No	6306-8050	6306	8050	275	278	0.182	Yes	Yes	229	229	0.021	Yes	Yes	41	40	0.090	5	8	1.254
1457	Calibration	Lowestoft	3	JTC 3_A-Out	0	Jan-15	MCC	No	8050-6306	8050	6306	314	315	0.044	Yes	Yes	260	260	0.034	Yes	Yes	45	45	0.088	10	10	0.238
1458	Calibration	Lowestoft	3	JTC 3_B-In	0	Jan-15	MCC	No	10222-8050	10222	8050	257	223	2.220	Yes	Yes	229	204	1.657	Yes	Yes	25	18	1.539	4	1	1.950
1459	Calibration	Lowestoft	3	JTC 3_B-Out	0	Jan-15	MCC	No	8050-10222	8050	10222	226	193	2.306	Yes	Yes	196	172	1.744	Yes	Yes	27	18	1.912	4	3	0.395
1460	Calibration	Lowestoft	3	JTC 3_C-In	0	Jan-15	MCC	No	10216-8050	10216	8050	426	424	0.070	Yes	Yes	354	353	0.059	Yes	Yes	58	58	0.008	13	13	0.108
1461	Calibration	Lowestoft	3	JTC 3_C-Out	0	Jan-15	MCC	No	8050-10216	8050	10216	433	432	0.023	Yes	Yes	367	366	0.030	Yes	Yes	57	57	0.024	9	9	0.027
1462	Calibration	Lowestoft	3	JTC 3_D-In	0	Jan-15	MCC	No	9420-8050	9420	8050	137	136	0.076	Yes	Yes	113	113	0.016	Yes	Yes	22	21	0.205	2	2	0.081
1463	Calibration	Lowestoft	3	JTC 3_D-Out	0	Jan-15	MCC	No	8050-9420	8050	9420	121	120	0.054	Yes	Yes	101	101	0.016	Yes	Yes	18	18	0.080	2	2	0.075
1464	Calibration	Lowestoft	4	JTC 4_A-In	0	Jan-15	MCC	No	6280-6270	6280	6270	802	851	1.679	Yes	Yes	662	706	1.678	Yes	Yes	115	117	0.187	25	28	0.463
1465	Calibration	Lowestoft	4	JTC 4_A-Out	0	Jan-15	MCC	No	6270-6280	6270	6280	812	836	0.823	Yes	Yes	675	697	0.828	Yes	Yes	114	114	0.019	24	25	0.353
1466	Calibration	Lowestoft	4	JTC 4_B-In	0	Jan-15	MCC	No	6260-6270	6260	6270	585	591	0.240	Yes	Yes	491	498	0.313	Yes	Yes	79	78	0.143	16	16	0.032
1467	Calibration	Lowestoft	4	JTC 4_B-Out	0	Jan-15	MCC	No	6270-6260	6270	6260	609	617	0.290	Yes	Yes	507	514	0.302	Yes	Yes	82	83	0.057	20	20	0.036
1468	Calibration	Lowestoft	4	JTC 4_C-In	0	Jan-15	MCC	No	8070-6270	8070	6270	240	245	0.287	Yes	Yes	196	199	0.205	Yes	Yes	36	36	0.020	8	10	0.487
1469	Calibration	Lowestoft	4	JTC 4_C-Out	0	Jan-15	MCC	No	6270-8070	6270	8070	206	234	1.869	Yes	Yes	167	192	1.882	Yes	Yes	34	34	0.024	6	8	0.917
1472	Calibration	Lowestoft	5	JTC 5_B-In	0	Jan-15	MCC	No	9470-6230	9470	6230	376	372	0.224	Yes	Yes	352	348	0.211	Yes	Yes	22	22	0.111	2	2	0.098
1473	Calibration	Lowestoft	5	JTC 5_B-Out	0	Jan-15	MCC	No	6230-9470	6230	9470	382	378	0.231	Yes	Yes	356	352	0.214	Yes	Yes	24	24	0.097	2	2	0.010
1474	Calibration	Lowestoft	5	JTC 5_C-In	0	Jan-15	MCC	No	10234-6230	10234	6230	570	598	1.140	Yes	Yes	486	508	1.000	Yes	Yes	75	78	0.376	10	12	0.608
1475	Calibration	Lowestoft	5	JTC 5_C-Out	0	Jan-15	MCC	No	6230-10234	6230	10234	586	584	0.079	Yes	Yes	497	492	0.221	Yes	Yes	74	77	0.291	15	16	0.123
1476	Calibration	Lowestoft	5	JTC 5_D-In	0	Jan-15	MCC	No	10220-6230	10220	6230	181	179	0.105	Yes	Yes	159	158	0.105	Yes	Yes	20	20	0.055	1	1	0.136
1477	Calibration	Lowestoft	5	JTC 5_D-Out	0	Jan-15	MCC	No	6230-10220	6230	10220	207	216	0.644	Yes	Yes	185	192	0.518	Yes	Yes	20	21	0.247	3	4	0.659
1478	Calibration	Lowestoft	6	JTC 6_A-In	0	Jan-15	MCC	No	9991-6200	9991	6200	123	123	0.032	Yes	Yes	108	108	0.043	Yes	Yes	14	14	0.032	1	1	0.032
1479	Calibration	Lowestoft	6	JTC 6_A-Out	0	Jan-15	MCC	No	6200-9991	6200	9991	119	120	0.051	Yes	Yes	105	105	0.007	Yes	Yes	13	13	0.094	1	1	0.132
1480	Calibration	Lowestoft	6	JTC 6_B-In	0	Jan-15	MCC	No	6190-6200	6190	6200	610	584	1.090	Yes	Yes	525	501	1.083	Yes	Yes	75	74	0.143	10	9	0.279
1481	Calibration	Lowestoft	6	JTC 6_B-Out	0	Jan-15	MCC	No	6200-6190	6200	6190	624	597	1.123	Yes	Yes	527	501	1.142	Yes	Yes	82	82	0.006	16	14	0.500
1482	Calibration	Lowestoft	6	JTC 6_C-In	0	Jan-15	MCC	No	6210-6200	6210	6200	540	544	0.167	Yes	Yes	452	455	0.113	Yes	Yes	73	75	0.301	15	14	0.290
1483	Calibration	Lowestoft	6	JTC 6_C-Out	0	Jan-15	MCC	No	6200-6210	6200	6210	529	534	0.209	Yes	Yes	453	457	0.194	Yes	Yes	68	68	0.102	9	9	0.053
1488	Calibration	Lowestoft	7	JTC 7_C-In	0	Jan-15	MCC	No	7060-7070	7060	7070	419	393	1.281	Yes	Yes	366	336	1.611	Yes	Yes	43	48	0.644	9	9	0.014
1489	Calibration	Lowestoft	7	JTC 7_C-Out	0	Jan-15	MCC	No	7070-7060	7070	7060	342	341	0.017	Yes	Yes	293	292	0.032	Yes	Yes	40	40	0.058	9	9	0.044
1490	Calibration	Lowestoft	7	JTC 7_D-In	0	Jan-15	MCC	No	6305-7070	6305	7070	103	104	0.105	Yes	Yes	92	93	0.070	Yes	Yes	10	10	0.105	0	1	1.205
1491	Calibration	Lowestoft	7	JTC 7_D-Out	0	Jan-15	MCC	No	7070-6305	7070	6305	131	131	0.010	Yes	Yes	120	120	0.038	Yes	Yes	11	11	0.118	0	0	0.162
1500	Validation	Lowestoft	9	JTC 9_A-In	0	Jan-15	MCC	No	6260-6250	6260	6250	611	617	0.222	Yes	Yes	507	514	0.302	Yes	Yes	84	83	0.092	20	20	0.110
1501	Validation	Lowestoft	9	JTC 9_A-Out	0	Jan-15	MCC	No	6250-6260	6250	6260	587	591	0.164	Yes	Yes	493	498	0.231	Yes	Yes	80	78	0.181	15	16	0.117
1502	Calibration	Lowestoft	9	JTC 9_B-In	0	Jan-15	MCC	No	9990-6250	9990	6250	151	144	0.546	Yes	Yes	133	133	0.026	Yes	Yes	15	10	1.509	2	1	1.229
1503	Calibration	Lowestoft	9	JTC 9_B-Out	0	Jan-15	MCC	No	6250-9990	6250	9990	141	135	0.563	Yes	Yes	123	123	0.008	Yes	Yes	16	11	1.416	2	1	1.128
1504	Calibration	Lowestoft	9	JTC 9_C-In	0	Jan-15	MCC	No	10257-6250	10257	6250	489	504	0.691	Yes	Yes	412	425	0.624	Yes	Yes	68	69	0.160	9	10	0.420
1505	Calibration	Lowestoft	9	JTC 9_C-Out	0	Jan-15	MCC	No	6250-10257	6250	10257	533	533	0.020	Yes	Yes	446	446	0.013	Yes	Yes	71	71	0.026	17	17	0.007
1506	Calibration	Lowestoft	9	JTC 9_D-In	0	Jan-15	MCC	No	7090-6250	7090	6250	226	210	1.056	Yes	Yes	193	179	1.049	Yes	Yes	26	25	0.246	7	6	0.016
1507	Calibration	Lowestoft	9	JTC 9_D-Out	0	Jan-15	MCC	No	6250-7090	6250	7090	217	217	0.018	Yes	Yes	185	185	0.020	Yes	Yes	27	27	0.041	5	5	0.089
1615	Calibration	Lowestoft	C103	Oulton Road	EB	Jan-16	ATC	No	7070-9310	7070	9310	235	192	2.960	Yes	Yes	184	169	1.118	Yes	Yes	36	21	2.882	15	2	4.443
1616	Calibration	Lowestoft	C103	Oulton Road	WB	Jan-16	ATC	No	9310-7070	9310	7070	235	194	2.791	Yes	Yes	184	174	0.754	Yes	Yes	36	18	3.397	15	2	4.467
1617	Calibration	Lowestoft	C105	Long Road	SB	Jan-16	ATC	No	5180-3010	5180	3010	164	67	9.064	No	Yes	129	64	6.546	No	Yes	25	2	6.111	11	0	4.514
1618	Calibration	Lowestoft	C105	Long Road	NB	Jan-16	ATC	No	3010-5180	3010	5180	147	77	6.617	No	Yes	115	72	4.430	Yes	Yes	23	5	4.857	9	0	4.218
1619	Calibration	Lowestoft	C106	Victoria Road	EB	Jan-16	ATC	No	9617-4020	9617	4020	309	301	0.443	Yes	Yes	242	245	0.208	Yes	Yes	47	47	0.062	20	9	2.761
1620	Calibration	Lowestoft	C106	Victoria Road	WB	Jan-16	ATC	No	4020-9617	4020	9617	326	322	0.204	Yes	Yes	255	261	0.378	Yes	Yes	50	50	0.034	21	11	2.498
1623	Calibration	Lowestoft	C108	Crestview Drive	SB	Jan-16	ATC	No	10228-9300	10228	9300	115	113	0.232	Yes	Yes	90	90	0.009	Yes	Yes	18	18	0.070	7	5	1.089
1624	Calibration	Lowestoft	C108	Crestview Drive	NB	Jan-16	ATC	No	9300-10228	9300	10228	119	112	0.659	Yes	Yes	93	92	0.129	Yes	Yes	18	18	0.099	8	2	2.438
1625	Calibration	Lowestoft	C109	Millenium Way	SB	Jan-16	ATC	No	7090-7080	7090	7080	490	437	2.469	Yes	Yes	383	379	0.203	Yes	Yes	75	49	3.301	32	8	5.188
1626	Calibration	Lowestoft	C109	Millenium Way	NB	Jan-16	ATC	No	7080-7090	7080	7090	466	415	2.393	Yes	Yes	364	348	0.842	Yes	Yes	71	55	2.007	30	12	4.024
1627	Calibration	Lowestoft	C110	St.Peters Street	EB	Jan-16	ATC	No	10171-9170	10171	9170	306	297	0.478	Yes	Yes	239	239	0.026	Yes	Yes	47	47	0.023	20	11	2.268
1628	Calibration	Lowestoft	C110	St.Peters Street	WB	Jan-16	ATC	No	9170-10171	9170	10171	274	252	1.359	Yes	Yes	214	201	0.916	Yes	Yes	42	42	0.061	18	9	2.304
1629	Calibration	Lowestoft	C111	Cotmer Road Oulton Broad	SB	Jan-16	ATC	No	2030-3040	2030	3040	552	539	0.576	Yes	Yes	432	433	0.078	Yes	Yes	85	85	0.009	36	20	2.864
1630	Calibration	Lowestoft	C111	Cotmer Road Oulton Broad	NB	Jan-16	ATC	No	3040-2030	3040	2030	423	398	1.241	Yes	Yes	331	317	0.764	Yes	Yes	65	65	0.019	27	16	2.491
1631	Calibration	Lowestoft	C112	Ashburnham Way Carlton Colville	EB	Jan-16	ATC	No	5105-6355	5105	6355	236	191	3.038	Yes	Yes	184	184	0.044	Yes	Yes	36	8	6.125	15	0	5.509
1632	Calibration	Lowestoft	C112	Ashburnham Way Carlton Colville	WB	Jan-16	ATC	No	6355-5105	6355	5105	254	214	2.624	Yes	Yes	199	199	0.014	Yes	Yes	39	15	4.522	16	0	5.724
1633	Validation	Lowestoft	C113	Lowestoft Road Carlton Colville	EB	Jan-16	ATC	No	6335-9604	6335	9604	205	112	7.393	No	Yes	160	102	5.086	No	Yes	31	9	4.949	13	1	4.742
1634	Validation	Lowestoft	C113	Lowestoft Road Carlton Colville	WB	Jan-16	ATC	No	9604-6335	9604	6335	197	95	8.487	No	No	154	86	6.269	No	Yes	30	8	5.182	13	1	4.259
1635	Calibration	Lowestoft	C116	Tom Crisp Way	SB	Jan-16	ATC	No	6315-6413	6315	6413	588	550	1.600	Yes	Yes	460	455	0.218	Yes	Yes	90	68	2.523	38	27	1.951
1636	Calibration	Lowestoft	C116	Tom Crisp Way	NB	Jan-16	ATC	No	6413-6315	6413	6315	544	522	0.952	Yes	Yes	426	417	0.424	Yes	Yes	83	83	0.073	35	22	2.353
1637	Calibration	y St. Edmu	C200	Compiegne Way	SB	Jan-16	ATC	No	2082-2081	2082	2081	685	672	0.496	Yes	Yes	547	536	0.493	Yes	Yes	110	107	0.242	27	28	0.206
1638	Calibration	y St. Edmu	C200	Compiegne Way	NB	Jan-16	ATC	No	2081-2082	2081	2082	756	764	0.288	Yes	Yes	604	613	0.337	Yes	Yes	121	121	0.038	30	30	0.010
1643	Calibration	AOI	C303	Woodbridge Road	EB	Jan-16	ATC	No	20062-2027	20062	20278	451	438	0.599	Yes	Yes	391	392	0.044	Yes	Yes	38	38	0.009	22	8	3.514
1644	Calibration	AOI	C303	Woodbridge Road	WB	Jan-16	ATC	No	20278-2006	20278	20062	487	476	0.485	Yes	Yes	423	425	0.119	Yes	Yes	41	41	0.015	23	10	3.219
1649	Calibration	AOI	C306	Felixstowe Road	EB	Jan-16	ATC	No	30248-3025	30248	30250	397	301	5.141	No	Yes	345	277	3.847	Yes	Yes	33	17	3.244	19	7	3.306
1650	Calibration	AOI	C306	Felixstowe Road	WB	Jan-16	ATC	No	30250-3024	30250	30248	420	396	1.158	Yes	Yes	364	364	0.013	Yes	Yes	35	22	2.408	20	9	2.788
1651	Calibration	AOI	C307	Sproughton Road	EB	Jan-16	ATC	No	30144-3014	30144	30142	445	438	0.336	Yes	Yes	386	381	0.286	Yes	Yes	37	36	0.255	21	21	0.018
1652	Calibration	AOI	C307	Sproughton Road	WB	Jan-16	ATC	No	30142-3014	30142	30144	332	329	0.141	Yes	Yes	288	285	0.163	Yes	Yes	28	28	0.032	16	16	0.091
1653	Calibration	AOI	C308	Nacton Road	EB	Jan-16	ATC	No	30239-3043	30239	30433	596	736	5.462	No	No	517	624	4.476	Yes	No	50	78	3.507	29	35	1.067
1654	Calibration	AOI	C308	Nacton Road	WB	Jan-16	ATC	No	30433-3023	30433	30239	765	796	1.105	Yes	Yes	664	675	0.425	Yes	Yes	64	74	1.117	37	47	1.632
1657	Calibration	AOI	C600	Gipping Way	SB	Jan-16	ATC	No	2331-2416	2331	2416	345	336	0.461	Yes	Yes	272	272	0.003	Yes	Yes	55	53	0.204	18	11	1.811
1658	Calibration	AOI	C600	Gipping Way	NB	Jan-16	ATC	No	2416-2331	2416	2331	309	306	0.195	Yes	Yes	244	245	0.051	Yes	Yes	49	49	0.009	16	12	1.100
1659	Calibration	AOI	M002	A12 Woodbridge	SB	Jan-16	ATC	No	50051-5005	50051	50050	1143	1155	0.378	Yes	Yes	903	903	0.014	Yes	Yes	181	185	0.244	59	68	1.146

ID	Calibration / Validation	Area	Ref	Site Location	Dir	Date	Data Type	Duplicate?	Ref	A-Node	B-Node	Interpeak																
												ALL VEHICLES					CAR					LGV			HGV		
												Observed	Modelled	GEH	GEH Pass?	Flow Pass?	Observed	Modelled	GEH	GEH Pass?	Flow Pass?	Observed	Modelled	GEH	Observed	Modelled	GEH
1660	Calibration	AOI	M002	A12 Woodbridge	NB	Jan-16	ATC	No	50050-5005	50050	50051	1084	1013	2.192	Yes	Yes	856	780	2.687	Yes	Yes	172	174	0.163	56	59	0.492
1661	Calibration	AOI	M006	Freston Hill	SB	Jan-16	ATC	No	50049-3106	50049	3106	307	315	0.460	Yes	Yes	239	265	1.624	Yes	Yes	48	38	1.553	20	13	1.838
1662	Calibration	AOI	M006	Freston Hill	NB	Jan-16	ATC	No	3106-50049	3106	50049	292	308	0.947	Yes	Yes	227	263	2.297	Yes	Yes	46	43	0.422	19	3	5.065
1663	Calibration		M008	Long Melford Bypass	SB	Jan-16	ATC	No	2789-2762	2789	2762	281	288	0.471	Yes	Yes	219	219	0.019	Yes	Yes	44	45	0.131	17	25	1.610
1664	Calibration		M008	Long Melford Bypass	NB	Jan-16	ATC	No	2762-2789	2762	2789	294	298	0.241	Yes	Yes	230	228	0.104	Yes	Yes	46	46	0.032	18	24	1.297
1667	Calibration	Ipswich	M012	Tattingstone	SB	Jan-16	ATC	No	3107-3665	3107	3665	263	280	1.029	Yes	Yes	204	217	0.882	Yes	Yes	41	43	0.284	17	20	0.537
1668	Calibration	Ipswich	M012	Tattingstone	NB	Jan-16	ATC	No	3665-3107	3665	3107	268	258	0.621	Yes	Yes	208	198	0.736	Yes	Yes	42	42	0.044	18	18	0.029
1669	Calibration		M014	Rickinghall/Botesdale Bypass	EB	Jan-16	ATC	No	3943-3261	3943	3261	240	279	2.409	Yes	Yes	179	193	1.004	Yes	Yes	36	43	1.058	25	43	3.170
1670	Calibration		M014	Rickinghall/Botesdale Bypass	WB	Jan-16	ATC	No	3261-3943	3261	3943	235	291	3.441	Yes	Yes	176	196	1.442	Yes	Yes	35	53	2.681	24	43	3.175
1671	Validation		M024	South of Norton	SB	Jan-16	ATC	No	3883-3887	3883	3887	229	183	3.183	Yes	Yes	170	146	1.906	Yes	Yes	34	26	1.584	24	11	3.111
1672	Validation		M024	South of Norton	NB	Jan-16	ATC	No	3887-3883	3887	3883	191	183	0.580	Yes	Yes	142	137	0.466	Yes	Yes	29	34	1.043	20	12	2.079
1673	Calibration	AOI	M026	Brightwell	SB	Jan-16	ATC	No	30109-3010	30109	30107	1338	1330	0.234	Yes	Yes	1047	1035	0.378	Yes	Yes	210	211	0.059	81	84	0.306
1675	Calibration	AOI	M036	Otley East of C306	EB	Jan-16	ATC	No	3149-3153	3149	3153	149	152	0.234	Yes	Yes	118	120	0.171	Yes	Yes	24	24	0.072	8	8	0.233
1676	Calibration	AOI	M036	Otley East of C306	WB	Jan-16	ATC	No	3153-3149	3153	3149	158	159	0.017	Yes	Yes	125	125	0.023	Yes	Yes	25	25	0.040	8	8	0.051
1677	Calibration		M038	North of Finningham	SB	Jan-16	ATC	No	3947-3912	3947	3912	76	85	1.060	Yes	Yes	57	60	0.514	Yes	Yes	11	20	2.098	8	5	1.038
1678	Calibration		M038	North of Finningham	NB	Jan-16	ATC	No	3912-3947	3912	3947	59	82	2.711	Yes	Yes	44	62	2.452	Yes	Yes	9	16	1.959	6	4	0.854
1679	Calibration	Lowestoft	M043	Kessingland Bypass	SB	Jan-16	ATC	No	4501-4502	4501	4502	464	460	0.179	Yes	Yes	362	362	0.015	Yes	Yes	73	73	0.040	30	25	0.856
1680	Calibration	Lowestoft	M043	Kessingland Bypass	NB	Jan-16	ATC	No	4502-4501	4502	4501	469	457	0.568	Yes	Yes	366	362	0.172	Yes	Yes	73	73	0.075	30	22	1.637
1685	Calibration	AOI	M055	North of C366 Swilland	SB	Jan-16	ATC	No	3149-5633	3149	5633	87	85	0.202	Yes	Yes	68	68	0.041	Yes	Yes	14	14	0.104	5	3	1.305
1686	Calibration	AOI	M055	North of C366 Swilland	NB	Jan-16	ATC	No	5633-3149	5633	3149	82	80	0.299	Yes	Yes	64	64	0.055	Yes	Yes	13	13	0.016	5	3	1.182
1687	Validation	AOI	M061	Chantry Park	EB	Jan-16	ATC	No	30149-3073	30149	30733	270	296	1.575	Yes	Yes	234	256	1.407	Yes	Yes	23	30	1.515	13	10	0.994
1688	Validation	AOI	M061	Chantry Park	WB	Jan-16	ATC	No	30733-3014	30733	30149	251	191	4.006	Yes	Yes	218	163	3.964	Yes	Yes	21	22	0.153	12	6	1.832
1693	Calibration		M076	South Elveden	SB	Jan-16	ATC	No	3964-5926	3964	5926	154	116	3.314	Yes	Yes	120	87	3.267	Yes	Yes	24	19	1.144	10	10	0.001
1694	Calibration		M076	South Elveden	NB	Jan-16	ATC	No	5926-3964	5926	3964	146	89	5.256	No	Yes	114	68	4.837	Yes	Yes	23	16	1.608	10	6	1.406
1695	Calibration		M077	Between A11 and A1101 Icklingham	SB	Jan-16	ATC	No	3276-3278	3276	3278	58	85	3.247	Yes	Yes	44	60	2.203	Yes	Yes	9	20	2.861	5	5	0.325
1696	Calibration		M077	Between A11 and A1101 Icklingham	NB	Jan-16	ATC	No	3278-3276	3278	3276	60	49	1.425	Yes	Yes	46	35	1.720	Yes	Yes	9	12	0.804	5	3	1.138
1698	Validation	AOI	M079	Outside Asda Superstore	NB	Jan-16	ATC	No	30119-3001	30119	30010	1038	974	2.018	Yes	Yes	901	793	3.715	Yes	Yes	87	139	4.903	50	42	1.193
1699	Calibration		M090	South of Elmswell	EB	Jan-16	ATC	No	3887-3886	3887	3886	217	150	4.936	Yes	Yes	162	124	3.159	Yes	Yes	32	20	2.383	23	6	4.456
1700	Calibration		M090	South of Elmswell	WB	Jan-16	ATC	No	3886-3887	3886	3887	227	125	7.686	No	No	169	117	4.334	Yes	Yes	34	4	6.948	24	4	5.341
1701	Calibration	AOI	P004	Warren Heath	EB	Jan-16	ATC	No	30255-7036	30255	70369	883	924	1.340	Yes	Yes	691	792	3.723	Yes	No	139	89	4.716	53	43	1.568
1702	Calibration	AOI	P004	Warren Heath	WB	Jan-16	ATC	No	70369-3025	70369	30255	963	1005	1.341	Yes	Yes	753	862	3.823	Yes	Yes	151	107	3.858	58	35	3.318
1703	Calibration		P006	South of U4519 Great Finborough	SB	Jan-16	ATC	No	2417-3711	2417	3711	84	84	0.020	Yes	Yes	66	66	0.008	Yes	Yes	13	13	0.069	5	5	0.000
1704	Calibration		P006	South of U4519 Great Finborough	NB	Jan-16	ATC	No	3711-2417	3711	2417	95	96	0.035	Yes	Yes	75	75	0.051	Yes	Yes	15	15	0.005	6	6	0.051
1705	Calibration		Y006	South West of Hopton	EB	Jan-16	ATC	No	3863-3868	3863	3868	81	80	0.095	Yes	Yes	61	61	0.052	Yes	Yes	12	12	0.098	7	7	0.039
1706	Calibration		Y006	South West of Hopton	WB	Jan-16	ATC	No	3868-3863	3868	3863	133	133	0.002	Yes	Yes	101	101	0.007	Yes	Yes	20	20	0.054	12	12	0.058
1707	Calibration	AOI	Y056	North of B1077 Stuston	SB	Jan-16	ATC	No	3247-3208	3247	3208	531	479	2.299	Yes	Yes	396	344	2.739	Yes	Yes	80	80	0.005	55	56	0.145
1708	Calibration	AOI	Y056	North of B1077 Stuston	NB	Jan-16	ATC	No	3208-3247	3208	3247	469	478	0.421	Yes	Yes	350	356	0.293	Yes	Yes	70	70	0.041	48	52	0.564
1709	Calibration	AOI	Y080	South of A12 East Bergholt	EB	Jan-16	ATC	No	3112-3675	3112	3675	217	163	3.872	Yes	Yes	168	131	3.089	Yes	Yes	34	21	2.509	14	12	0.688
1710	Calibration	AOI	Y080	South of A12 East Bergholt	WB	Jan-16	ATC	No	3675-3112	3675	3112	189	191	0.149	Yes	Yes	147	148	0.121	Yes	Yes	30	29	0.006	12	13	0.173
1711	Calibration	SEGWay	Y115	East of B1069 Snape	EB	Jan-16	ATC	No	7352-3191	7352	3191	279	288	0.495	Yes	Yes	220	227	0.476	Yes	Yes	44	52	1.142	16	9	1.898
1712	Calibration	SEGWay	Y115	East of B1069 Snape	WB	Jan-16	ATC	No	3191-7352	3191	7352	293	276	1.015	Yes	Yes	230	225	0.341	Yes	Yes	46	44	0.269	17	6	2.996
1713	Validation	SEGWay	Y141	A12 Farnham	SB	Jan-16	ATC	No	7304-1300	7304	1300	571	581	0.432	Yes	Yes	449	446	0.105	Yes	Yes	90	90	0.026	32	45	2.063
1714	Validation	SEGWay	Y141	A12 Farnham	NB	Jan-16	ATC	No	1300-7304	1300	7304	572	573	0.046	Yes	Yes	450	442	0.347	Yes	Yes	90	89	0.136	32	42	1.592
1715	Calibration	SEGWay	Y142	A12 Benhall (South of B1121)	SB	Jan-16	ATC	No	3180-3179	3180	3179	492	545	2.331	Yes	Yes	386	415	1.449	Yes	Yes	78	88	1.141	28	41	2.321
1716	Calibration	SEGWay	Y142	A12 Benhall (South of B1121)	NB	Jan-16	ATC	No	3179-3180	3179	3180	467	527	2.706	Yes	Yes	367	410	2.183	Yes	Yes	74	78	0.553	26	39	2.186
1717	Calibration	Waveney	Y149	A146 Beccles Bypass	EB	Jan-16	ATC	No	5650-2854	5650	2854	561	563	0.091	Yes	Yes	440	437	0.143	Yes	Yes	88	88	0.049	32	38	0.953
1718	Calibration	Waveney	Y149	A146 Beccles Bypass	WB	Jan-16	ATC	No	2854-5650	2854	5650	577	582	0.184	Yes	Yes	453	453	0.042	Yes	Yes	91	91	0.018	33	38	0.922
1721	Calibration	AOI	Y154	Loraine Way Bramford	SB	Jan-15	ATC	No	50033-3013	50033	30135	220	217	0.212	Yes	Yes	172	169	0.223	Yes	Yes	35	35	0.043	13	13	0.007
1722	Calibration	AOI	Y154	Loraine Way Bramford	NB	Jan-15	ATC	No	30135-5003	30135	50033	264	265	0.065	Yes	Yes	206	206	0.017	Yes	Yes	42	43	0.067	16	16	0.094
1723	Validation	Lowestoft	Y159	London Road Pakefield	SB	Jan-16	ATC	No	1025-6345	1025	6345	372	342	1.570	Yes	Yes	291	293	0.123	Yes	Yes	57	47	1.460	24	3	5.830
1724	Validation	Lowestoft	Y159	London Road Pakefield	NB	Jan-16	ATC	No	6345-1025	6345	1025	351	286	3.641	Yes	Yes	275	247	1.719	Yes	Yes	54	35	2.816	23	4	5.046
1725	Calibration	AOI	Y176	East of Blacktiles Lane Martlesham	SB	Jan-16	ATC	No	30308-3058	30308	30583	95	84	1.137	Yes	Yes	74	74	0.067	Yes	Yes	15	7	2.217	6	3	1.320
1726	Calibration	AOI	Y176	East of Blacktiles Lane Martlesham	NB	Jan-16	ATC	No	30583-3030	30583	30308	134	94	3.806	Yes	Yes	105	86	1.913	Yes	Yes	21	7	3.734	8	0	3.869
1727	Calibration	AOI	Y177	Norwich Road	SB	Jan-16	ATC	No	30127-3013	30127	30136	543	548	0.209	Yes	Yes	471	475	0.167	Yes	Yes	46	47	0.166	26	26	0.019
1728	Calibration	AOI	Y177	Norwich Road	NB	Jan-16	ATC	No	30136-3012	30136	30127	535	546	0.475	Yes	Yes	465	464	0.009	Yes	Yes	45	56	1.547	26	26	0.048
1731	Validation	AOI	Y190	Park Road	EB	Jan-16	ATC	No	20042-2026	20042	20263	270	263	0.381	Yes	Yes	234	245	0.701	Yes	Yes	23	16	1.562	13	3	3.653
1732	Validation	AOI	Y190	Park Road	WB	Jan-16	ATC	No	20263-2004	20263	20042	211	145	4.937	Yes	Yes	183	135	3.798	Yes	Yes	18	8	2.573	10	1	3.596
1733	Calibration	AOI	Y191	Fonnereau Road	EB	Jan-16	ATC	No	20309-2003	20309	20033	168	192	1.721	Yes	Yes	146	166	1.602	Yes	Yes	14	16	0.537	8	9	0.334
1734	Calibration	AOI	Y191	Fonnereau Road	WB	Jan-16	ATC	No	20033-2030	20033	20309	131	164	2.709	Yes	Yes	114	146	2.875	Yes	Yes	11	12	0.185	6	6	0.213
1735	Calibration	AOI	Y192	Crown Street	EB	Jan-16	ATC	No	0030-1002	10030	10029	604	578	1.049	Yes	Yes	524	519	0.235	Yes	Yes	51	51	0.010	29	9	4.646
1736	Calibration	AOI	Y192	Crown Street	WB	Jan-16	ATC	No	0029-1003	10029	10030	463	454	0.401	Yes	Yes	402	400	0.111	Yes	Yes	39	39	0.015	22	16	1.480
1738	Calibration	AOI	Y218	B1115 Stowupland	SB	Jan-16	ATC	No	2379-3478	2379	3478	170	171	0.056	Yes	Yes	134	135	0.094	Yes	Yes	27	27	0.005	9	9	0.111
1739	Calibration	AOI	Y218	B1115 Stowupland	NB	Jan-16	ATC	No	3478-2379	3478	2379	170	172	0.125	Yes	Yes	134	136	0.136	Yes	Yes	27	27	0.023	9	9	0.061
1742	Calibration	Sudbury	Y220	Waldingfield Road	EB	Jan-16	ATC	No	2770-2768	2770	2768	364	364	0.008	Yes	Yes	291	291	0.007	Yes	Yes	58	58	0.058	15	15	0.045
1743	Calibration	Sudbury	Y220	Waldingfield Road	WB	Jan-16	ATC	No	2768-2770	2768	2770	361	361	0.010	Yes	Yes	289	289	0.020	Yes	Yes	58	58	0.002	15	14	0.039
1744	Calibration	A11	0	U Site 6308/1 on link A11 southbound between A14 and A1	SB	Jan-15	TRADS	No	3074-3076	3074	3076	915	902	0.431	Yes	Yes	696	681	0.580	Yes	Yes	70	85	1.734	149	136	1.093
1745	Calibration	A14	0	TMU Site 6308/2 on A14 westbound within J36	WB	Jan-15	TRADS	No	3074-3075	3074	3075	1226	1205	0.585	Yes	Yes	808	797	0.392	Yes	Yes	94	94	0.011	324	315	0.526
1747	Calibration	A11	0	MIDAS site at A11/0904A priority 1 on link 106025301	NB	Jan-16	TRADS	No	2982-2512	2982	2512	1004	2074	27.292	No	No	725	1379	20.158	No	No	101	217	9.237	178	479	16.583
1748	Calibration	A14	0	MIDAS site at A14/1124A priority 1 on link	EB	Jan-16	TRADS	No	2988-2989	2988	2989	1277	1123	4.451	Yes	Yes	545	544	0.057	Yes	Yes	328	176	9.618	403	403	0.006
1749	Calibration	A14	0	TMU Site 6313/2 on link A14 westbound within J35	WB	Jan-16	TRADS	No	2981-3073	2981	3073	1374	1373	0.029	Yes	Yes	963	952	0.364	Yes	Yes	97	102	0.552	314	319	0.263
1750	Calibration	A11	0	ite 6306/1 on link link road from A11 southbound to A14 wes	WB	Jan-16	TRADS	No	2535-2523	2535	2523	1077	1091	0.423	Yes	Yes	815	815	0.004	Yes	Yes	79	98	2.109	183	177	0.434
1752	Calibration	AOI	0	4/2010B; MIDAS site at A14/2010B priority 1 on link 106053	WB	Jan-16	TRADS	No	30353-3010	30353	30104	1099	1185	2.535	Yes	Yes	752	831	2.806	Yes	Yes	112	116	0.303	234	238	0.224
1754	Calibration	AOI	0	TMU Site 6279/1 on link A14 J55 eastbound exit	EB	Jan-16	TRADS	No	30039-3079	30039	30796	921	919	0.069	Yes	Yes	714	714	0.017	Yes	Yes	66	64	0.265	140	141	0.043

ID	Calibration / Validation	Area	Ref	Site Location	Dir	Date	Data Type	Duplicate?	Ref	A-Node	B-Node	Interpeak															
												ALL VEHICLES					CAR					LGV			HGV		
												Observed	Modelled	GEH	GEH Pass?	Flow Pass?	Observed	Modelled	GEH	GEH Pass?	Flow Pass?	Observed	Modelled	GEH	Observed	Modelled	GEH
1757	Calibration	Lowestoft	9	JTC 9_E-In	EB	Jan-15	MCC	No	8070-6250	8070	6250	75	75	0.035	Yes	Yes	62	62	0.029	Yes	Yes	11	11	0.106	1	2	0.698
1758	Calibration	Lowestoft	9	JTC 9_E-Out	WB	Jan-15	MCC	No	6250-8070	6250	8070	72	73	0.101	Yes	Yes	61	61	0.028	Yes	Yes	11	11	0.090	1	1	0.831
1759	Calibration	AOI	Jn 58	A14 / A12 Junc. - A12 Entrance	SB	13/10/2016	MCC	No	30106-3009	30106	30096	1223	1230	0.199	Yes	Yes	936	943	0.245	Yes	Yes	199	197	0.165	89	90	0.189
1761	Calibration	AOI	Jn 58	A14 / A12 Junc. - Unknown Road Ent.	SB	13/10/2016	MCC	No	30356-3004	30356	30044	22	20	0.380	Yes	Yes	16	16	0.141	Yes	Yes	5	3	1.088	1	0	0.082
1765	Calibration	AOI	Jn 58	A14 / A12 Junc. - A1156 Entrance	NB	13/10/2016	MCC	No	30100-3009	30100	30098	427	430	0.171	Yes	Yes	377	369	0.383	Yes	Yes	41	41	0.051	9	20	2.789
1766	Calibration	AOI	Jn 58	A14 / A12 Junc. - A1156 Exit	SB	13/10/2016	MCC	No	30099-3010	30099	30100	458	428	1.418	Yes	Yes	398	356	2.171	Yes	Yes	50	60	1.326	10	12	0.751
1769	Validation	Lowestoft	1	0	NB	Jan-16	MCC	No	2070-7000	2070	7000	947	1142	6.039	No	No	811	958	4.966	Yes	No	100	152	4.672	37	32	0.850
1770	Validation	Lowestoft	1	0	SB	Jan-16	MCC	No	7000-2070	7000	2070	964	1057	2.926	Yes	Yes	824	870	1.572	Yes	Yes	99	156	5.069	40	30	1.698
1771	Calibration	Lowestoft	3	0	NB	Jan-16	MCC	No	9220-4612	9220	4612	73	73	0.022	Yes	Yes	51	51	0.008	Yes	Yes	17	17	0.002	5	5	0.055
1772	Calibration	Lowestoft	3	0	SB	Jan-16	MCC	No	4612-9220	4612	9220	79	76	0.309	Yes	Yes	58	58	0.044	Yes	Yes	16	15	0.396	4	4	0.416
1773	Calibration	Lowestoft	3	0	NE	Jan-16	MCC	No	9220-9230	9220	9230	356	310	2.525	Yes	Yes	340	293	2.586	Yes	Yes	15	15	0.040	2	2	0.059
1774	Calibration	Lowestoft	3	0	SW	Jan-16	MCC	No	9230-9220	9230	9220	356	316	2.157	Yes	Yes	339	300	2.185	Yes	Yes	15	14	0.175	2	2	0.120
1777	Calibration	Lowestoft	3	0	SB	Jan-16	MCC	No	9220-4603	9220	4603	93	93	0.054	Yes	Yes	78	78	0.007	Yes	Yes	13	13	0.096	3	3	0.071
1778	Calibration	Lowestoft	3	0	NB	Jan-16	MCC	No	4603-9220	4603	9220	94	89	0.476	Yes	Yes	81	77	0.462	Yes	Yes	11	11	0.109	2	2	0.070
1779	Calibration	Lowestoft	3	0	WB	Jan-16	MCC	No	9220-10190	9220	10190	532	518	0.583	Yes	Yes	478	466	0.544	Yes	Yes	44	43	0.212	10	10	0.045
1780	Calibration	Lowestoft	3	0	EB	Jan-16	MCC	No	10190-9220	10190	9220	413	412	0.048	Yes	Yes	370	369	0.050	Yes	Yes	33	33	0.034	10	10	0.057
1781	Calibration	Lowestoft	4	0	NB	Jan-16	MCC	No	9120-10185	9120	10185	148	141	0.589	Yes	Yes	119	115	0.349	Yes	Yes	19	18	0.117	11	8	0.923
1782	Calibration	Lowestoft	4	0	SB	Jan-16	MCC	No	10185-9120	10185	9120	158	130	2.381	Yes	Yes	133	107	2.403	Yes	Yes	21	19	0.263	4	3	0.541
1783	Calibration	Lowestoft	4	0	EB	Jan-16	MCC	No	9120-7200	9120	7200	234	237	0.206	Yes	Yes	207	210	0.216	Yes	Yes	22	22	0.004	5	5	0.026
1784	Calibration	Lowestoft	4	0	WB	Jan-16	MCC	No	7200-9120	7200	9120	337	349	0.655	Yes	Yes	290	303	0.753	Yes	Yes	35	35	0.087	12	11	0.394
1787	Validation	Lowestoft	5	0	NB	Jan-16	MCC	No	1260-6322	1260	6322	911	825	2.891	Yes	Yes	782	701	2.961	Yes	Yes	98	101	0.390	31	23	1.628
1788	Validation	Lowestoft	5	0	SB	Jan-16	MCC	No	6322-1260	6322	1260	1049	1171	3.660	Yes	Yes	904	1002	3.166	Yes	Yes	109	136	2.456	37	34	0.486
1791	Calibration	Lowestoft	6	0	EB	Jan-16	MCC	No	6315-4000	6315	4000	749	768	0.726	Yes	Yes	646	649	0.137	Yes	Yes	76	93	1.785	27	27	0.015
1792	Calibration	Lowestoft	6	0	WB	Jan-16	MCC	No	4000-6315	4000	6315	829	821	0.280	Yes	Yes	716	709	0.275	Yes	Yes	80	79	0.116	33	33	0.056
1793	Calibration	Lowestoft	6	0	SE	Jan-16	MCC	No	6315-6382	6315	6382	20	21	0.204	Yes	Yes	17	17	0.020	Yes	Yes	3	3	0.075	1	1	0.920
1794	Calibration	Lowestoft	6	0	NW	Jan-16	MCC	No	6382-6315	6382	6315	23	23	0.010	Yes	Yes	18	18	0.078	Yes	Yes	4	4	0.170	1	1	0.053
1797	Calibration	Lowestoft	6	0	WB	Jan-16	MCC	No	6315-4010	6315	4010	359	356	0.124	Yes	Yes	320	318	0.126	Yes	Yes	30	30	0.057	9	9	0.136
1798	Calibration	Lowestoft	6	0	EB	Jan-16	MCC	No	4010-6315	4010	6315	333	330	0.157	Yes	Yes	298	296	0.129	Yes	Yes	27	27	0.064	8	7	0.352
1801	Calibration	Lowestoft	7	0	SB	Jan-16	MCC	No	4613-4614	4613	4614	14	14	0.129	Yes	Yes	13	12	0.108	Yes	Yes	1	2	0.578	0	0	0.306
1802	Calibration	Lowestoft	7	0	NB	Jan-16	MCC	No	4614-4613	4614	4613	10	13	1.010	Yes	Yes	9	9	0.056	Yes	Yes	1	3	1.350	0	1	1.618
1803	Calibration	Lowestoft	7	0	WB	Jan-16	MCC	No	4613-6384	4613	6384	287	257	1.845	Yes	Yes	255	225	1.929	Yes	Yes	25	25	0.068	7	7	0.079
1804	Calibration	Lowestoft	7	0	EB	Jan-16	MCC	No	6384-4613	6384	4613	244	243	0.043	Yes	Yes	218	218	0.033	Yes	Yes	20	20	0.037	6	6	0.006
1805	Calibration	AOI	0	A1214 / Bell Ln - A1214 East	EB	Jan-16	MCC - 7 day	No	30303-3041	30303	30417	765	764	0.019	Yes	Yes	683	683	0.014	Yes	Yes	71	71	0.009	11	11	0.067
1806	Calibration	AOI	0	A1214 / Bell Ln - A1214 East	WB	Jan-16	MCC - 7 day	No	30417-3030	30417	30303	766	767	0.031	Yes	Yes	674	676	0.051	Yes	Yes	80	80	0.047	11	11	0.017
1807	Calibration	AOI	0	A1214 / Bell Ln - Bell Ln	NB	Jan-16	MCC - 7 day	No	30448-3030	30448	30303	231	227	0.261	Yes	Yes	209	206	0.168	Yes	Yes	21	21	0.086	1	0	1.258
1808	Calibration	AOI	0	A1214 / Bell Ln - Bell Ln	SB	Jan-16	MCC - 7 day	No	30303-3044	30303	30448	216	215	0.102	Yes	Yes	192	191	0.032	Yes	Yes	23	23	0.013	2	1	0.984
1809	Calibration	AOI	0	A1214 / Bell Ln - A1214 West	EB	Jan-16	MCC - 7 day	No	30302-3030	30302	30303	638	637	0.015	Yes	Yes	563	562	0.016	Yes	Yes	64	64	0.014	11	11	0.026
1810	Calibration	AOI	0	A1214 / Bell Ln - A1214 West	WB	Jan-16	MCC - 7 day	No	30303-3030	30303	30302	653	652	0.047	Yes	Yes	571	570	0.028	Yes	Yes	71	71	0.085	11	11	0.054
1811	Calibration	AOI		A14 MIDAS site at A14/1804J priority 1 on link 106045801	EB	Jan-16	TRADS	No	50011-5001	50011	50014	153	203	3.757	Yes	Yes	86	136	4.733	Yes	Yes	33	33	0.028	34	34	0.029
1812	Calibration	AOI		A14 TMU Site 6294/1 on link A14 J53 eastbound exit	EB	Jan-16	TRADS	No	30004-3001	30004	30010	659	671	0.429	Yes	Yes	517	526	0.409	Yes	Yes	112	114	0.153	31	31	0.019
1813	Calibration	AOI		A14 TMU Site 6294/2 on link A14 eastbound within J53	EB	Jan-16	TRADS	No	30004-3001	30004	30013	1391	1389	0.036	Yes	Yes	829	832	0.080	Yes	Yes	153	150	0.209	409	407	0.053
1814	Calibration	AOI		A14 MIDAS site at A14/1844A priority 1 on link 106046101	EB	Jan-16	TRADS	No	30015-3001	30015	30017	1734	1734	0.000	Yes	Yes	1092	1094	0.054	Yes	Yes	221	219	0.138	421	421	0.013
1815	Calibration	AOI		A14 MIDAS site at A14/1852J priority 1 on link 121034001	EB	Jan-16	TRADS	No	30028-3002	30028	30029	230	218	0.819	Yes	Yes	146	145	0.107	Yes	Yes	64	54	1.411	20	20	0.030
1817	Calibration	AOI		MIDAS site at A14/1866A priority 1 on link 106048801	EB	Jan-16	TRADS	No	30033-3003	30033	30034	1798	1789	0.219	Yes	Yes	1147	1135	0.342	Yes	Yes	228	232	0.235	423	421	0.063
1819	Calibration	AOI		TMU Site 6279/2 on link A14 eastbound within J55	EB	Jan-16	TRADS	No	30039-3004	30039	30042	877	870	0.243	Yes	Yes	432	421	0.536	Yes	Yes	162	168	0.445	282	281	0.108
1821	Calibration	AOI		A14 MIDAS site at A14/1908A priority 1 on link 106048001	EB	Jan-16	TRADS	No	30053-3005	30053	30055	1891	1860	0.734	Yes	Yes	1095	1083	0.383	Yes	Yes	325	305	1.102	471	472	0.019
1822	Calibration	AOI		A14 TMU Site 6281/1 on link A14 J56 eastbound exit	EB	Jan-16	TRADS	No	30058-3006	30058	30061	317	298	1.084	Yes	Yes	228	226	0.142	Yes	Yes	55	41	2.034	34	31	0.491
1823	Calibration	AOI		A14 TMU Site 6281/2 on link A14 eastbound within J56	EB	Jan-16	TRADS	No	30058-3006	30058	30063	1574	1562	0.322	Yes	Yes	867	856	0.357	Yes	Yes	270	264	0.335	437	441	0.153
1825	Validation	AOI		A14 MIDAS site at A14/1963A priority 1 on link 106048301	EB	Jan-16	TRADS	No	30071-3007	30071	30073	1943	1914	0.644	Yes	Yes	1155	1133	0.653	Yes	Yes	328	322	0.306	460	460	0.031
1826	Calibration	AOI		MIDAS site at A14/1965J priority 1 on link 106053501	EB	Jan-16	TRADS	No	30074-3007	30074	30077	749	736	0.498	Yes	Yes	535	523	0.526	Yes	Yes	133	131	0.187	80	81	0.075
1827	Calibration	AOI		A14 TMU Site 6283/2 on link A14 eastbound within J57	EB	Jan-16	TRADS	No	30074-3008	30074	30081	1193	1179	0.427	Yes	Yes	619	609	0.403	Yes	Yes	194	191	0.243	380	379	0.069
1829	Calibration	AOI		A14 MIDAS site at A14/1977A priority 1 on link 106053101	EB	Jan-16	TRADS	No	30082-3008	30082	30085	1516	1543	0.673	Yes	Yes	861	885	0.815	Yes	Yes	239	238	0.085	416	420	0.175
1831	Calibration	AOI		A14 / A12 Junc. - A14 WB Ent.	WB	Jan-16	MCC	No	30103-3009	30103	30099	434	506	3.332	Yes	Yes	363	436	3.641	Yes	Yes	56	56	0.057	14	14	0.038
1832	Calibration	AOI		A14 TMU Site 6286/2 on link A14 westbound within J58	WB	Jan-16	TRADS	No	30103-3009	30103	30094	665	679	0.518	Yes	Yes	389	395	0.313	Yes	Yes	56	60	0.482	220	224	0.240
1834	Calibration	AOI		A14 MIDAS site at A14/1973B priority 1 on link 106053001	WB	Jan-16	TRADS	No	30086-3008	30086	30084	1559	1552	0.198	Yes	Yes	1048	1028	0.617	Yes	Yes	214	211	0.225	297	312	0.879
1835	Calibration	AOI		A14 TMU Site 6284/1 on link A14 J57 westbound exit	WB	Jan-16	TRADS	No	30083-3008	30083	30080	278	309	1.803	Yes	Yes	187	224	2.573	Yes	Yes	50	44	0.910	40	40	0.037
1836	Calibration	AOI		A14 TMU Site 6284/2 on link A14 westbound within J57	WB	Jan-16	TRADS	No	30083-3007	30083	30076	1282	1243	1.090	Yes	Yes	819	804	0.500	Yes	Yes	199	167	2.412	264	272	0.499
1838	Validation	AOI		A14 MIDAS site at A14/1957B priority 1 on link 106047801	WB	Jan-16	TRADS	No	30072-3007	30072	30070	1760	1804	1.048	Yes	Yes	1178	1211	0.956	Yes	Yes	283	279	0.249	299	314	0.880
1840	Calibration	AOI		A14 MIDAS site at A14/1913B priority 1 on link 106049501	WB	Jan-16	TRADS	No	30059-3005	30059	30056	1720	1724	0.103	Yes	Yes	1128	1129	0.040	Yes	Yes	274	270	0.230	318	325	0.374
1841	Calibration	AOI		A14 TMU Site 6280/1 on link A14 J55 westbound exit	WB	Jan-16	TRADS	No	30051-3079	30051	30798	926	930	0.141	Yes	Yes	645	650	0.188	Yes	Yes	154	154	0.009	127	126	0.055
1842	Calibration	AOI		A14 TMU Site 6280/2 on link A14 westbound within J55	WB	Jan-16	TRADS	No	30051-3004	30051	30043	794	794	0.001	Yes	Yes	483	479	0.157	Yes	Yes	120	116	0.361	192	199	0.524
1844	Calibration	AOI		A14 MIDAS site at A14/1861B priority 1 on link 106047201	WB	Jan-16	TRADS	No	30035-3003	30035	30031	1586	1589	0.082	Yes	Yes	976	1000	0.753	Yes	Yes	282	253	1.771	328	336	0.469
1845	Calibration	AOI		A14 MIDAS site at A14/1855L priority 1 on link 121033901	WB	Jan-16	TRADS	No	30025-3002	30025	30026	202	199	0.184	Yes	Yes	127	127	0.050	Yes	Yes	56	53	0.409	19	19	0.035
1846	Calibration	AOI		A14 TMU Site 6293/1 on link A14 J53 westbound exit	WB	Jan-16	TRADS	No	30005-3000	30005	30006	258	260	0.158	Yes	Yes	189	191	0.164	Yes	Yes	57	57	0.060	13	13	0.051
1847	Calibration	AOI		A14 TMU Site 6293/2 on link A14 westbound within J53	WB	Jan-16	TRADS	No	30005-3000	30005	30002	1321	1311	0.283	Yes	Yes	793	806	0.475	Yes	Yes	215	186	2.038	314	319	0.289
1849	Calibration	AOI		A14 MIDAS site at A14/1813B priority 1 on link 106063901	WB	Jan-16	TRADS	No	30024-5002	50024	50022	1913	1907	0.141	Yes	Yes	1259	1268	0.253	Yes	Yes	315	291	1.410	338	348	0.507
1850	Calibration	AOI		A14 MIDAS site at A14/1811L priority 1 on link 106046001	WB	Jan-16	TRADS	No	50021-5001	50021	50018	507	453	2.428	Yes	Yes	342	340	0.147	Yes	Yes	88	89	0.046	76	25	7.169
1853	Calibration	SEGWay	2	Main Road Near School Lane	EB	Jan-17	ATC	No	5496-3181	5496	3181	120	131	0.955	Yes	Yes	96	106	0.988	Yes	Yes	18	16	0.325	6	8	0.781
1854	Calibration	SEGWay	2	Main Road Near School Lane	WB	Jan-17	ATC	No	3181-5496	3181	5496	125	115	0.905	Yes	Yes	100	91	0.923	Yes	Yes	19	15	0.787	6	9	0.844
1855	Calibration	SEGWay	3	Mitford Road	EB	Jan-17	ATC	No	7328-7327	7328	7327	6	17	3.087	Yes	Yes	5	16	3.254	Yes	Yes	1	1	0.167	0	0	0.178
1856	Calibration	SEGWay	3	Mitford Road	WB	Jan-17	ATC	No	7327-7328	7327	7328	7	16	2.820	Yes	Yes	5	16	3.106	Yes	Yes	1	1	0.114	0	0	0.752
1859	Validation	SEGWay	5	Park Road South of Harrow Lane	NB	Jan-17	ATC	No	6017-7328	6017	7328	14	3	3.708	Yes	Yes	14	3	3.796	Yes	Yes	1	0	0.073	0	0	0.111
1860	Validation	SEGWay	5	Park Road South of Harrow Lane	SB	Jan-17	ATC	No	7328-6017	7328	6017	13	4	2.797	Yes	Yes	12	4	2.854	Yes	Yes	1	0	0.140	0	0	0.161

ID	Calibration / Validation	Area	Ref	Site Location	Dir	Date	Data Type	Duplicate?	Ref	A-Node	B-Node	Interpeak															
												ALL VEHICLES					CAR					LGV			HGV		
												Observed	Modelled	GEH	GEH Pass?	Flow Pass?	Observed	Modelled	GEH	GEH Pass?	Flow Pass?	Observed	Modelled	GEH	Observed	Modelled	GEH
1861	Calibration	SEGWay	6	Farnham Road	NB	Jan-17	ATC	No	7348-3179	7348	3179	265	230	2.229	Yes	Yes	212	193	1.372	Yes	Yes	39	34	0.954	14	4	3.297
1862	Calibration	SEGWay	6	Farnham Road	SB	Jan-17	ATC	No	3179-7348	3179	7348	263	242	1.318	Yes	Yes	211	197	0.980	Yes	Yes	39	42	0.491	14	4	3.438
1865	Calibration	SEGWay	8	Langham Road Connecting A12	NB	Jan-17	ATC	No	7365-7304	7365	7304	6	21	4.030	Yes	Yes	5	19	4.094	Yes	Yes	1	2	0.706	0	0	0.294
1866	Calibration	SEGWay	8	Langham Road Connecting A12	SB	Jan-17	ATC	No	7304-7365	7304	7365	6	20	4.069	Yes	Yes	4	18	4.066	Yes	Yes	1	2	0.914	0	0	0.264
1871	Calibration	SEGWay	11	Church Road	EB	Jan-17	ATC	No	7342-7366	7342	7366	8	17	2.473	Yes	Yes	7	14	2.318	Yes	Yes	1	2	0.923	0	1	0.134
1872	Calibration	SEGWay	11	Church Road	WB	Jan-17	ATC	No	7366-7342	7366	7342	8	13	1.405	Yes	Yes	7	10	1.312	Yes	Yes	1	2	0.646	0	0	0.155
1875	Calibration	SEGWay	13	A12 Near Park Cottage	EB	Jan-17	ATC	No	7351-7303	7351	7303	556	555	0.051	Yes	Yes	428	425	0.116	Yes	Yes	88	88	0.054	40	42	0.268
1876	Calibration	SEGWay	13	A12 Near Park Cottage	WB	Jan-17	ATC	No	7303-7351	7303	7351	562	566	0.156	Yes	Yes	432	432	0.025	Yes	Yes	89	89	0.020	41	45	0.676
1877	Calibration	SEGWay	14	Buttons Road	NB	Jan-17	ATC	No	7351-7321	7351	7321	24	25	0.121	Yes	Yes	19	22	0.675	Yes	Yes	4	2	1.147	1	1	0.639
1878	Calibration	SEGWay	14	Buttons Road	SB	Jan-17	ATC	No	7321-7351	7321	7351	24	23	0.284	Yes	Yes	19	20	0.202	Yes	Yes	4	2	0.764	1	0	1.100
1879	Calibration	AOI	15	Bell Lane	NB	Jan-17	ATC	No	5849-7317	5849	7317	25	35	1.752	Yes	Yes	20	28	1.562	Yes	Yes	4	5	0.687	1	2	0.395
1880	Calibration	AOI	15	Bell Lane	SB	Jan-17	ATC	No	7317-5849	7317	5849	25	29	0.699	Yes	Yes	20	21	0.181	Yes	Yes	4	5	0.809	1	2	0.794
1885	Validation	AOI	18	A12 Near Whin Belt	EB	Jan-17	ATC	No	5957-7300	5957	7300	572	571	0.049	Yes	Yes	440	435	0.248	Yes	Yes	91	92	0.169	41	44	0.365
1886	Validation	AOI	18	A12 Near Whin Belt	WB	Jan-17	ATC	No	7300-5957	7300	5957	575	570	0.231	Yes	Yes	443	429	0.655	Yes	Yes	91	94	0.292	42	47	0.804
1889	Calibration	AOI	20	The Street Near The Lodge	NB	Jan-17	ATC	No	3177-7310	3177	7310	202	214	0.833	Yes	Yes	162	166	0.350	Yes	Yes	30	34	0.770	10	14	0.914
1890	Calibration	AOI	20	The Street Near The Lodge	SB	Jan-17	ATC	No	7310-3177	7310	3177	210	245	2.294	Yes	Yes	168	194	1.941	Yes	Yes	31	36	0.799	11	15	1.076
1891	Calibration	AOI	21	Main Road Near School Lane	EB	Jan-17	ATC	No	3154-3177	3154	3177	170	118	4.281	Yes	Yes	136	91	4.202	Yes	Yes	25	21	0.841	9	6	0.942
1892	Calibration	AOI	21	Main Road Near School Lane	WB	Jan-17	ATC	No	3177-3154	3177	3154	155	122	2.847	Yes	Yes	124	94	2.875	Yes	Yes	23	21	0.404	8	6	0.581
1895	Validation	SEGWay	23	Hall Road Near Silverlace Green	EB	Jan-17	ATC	No	7314-7322	7314	7322	26	28	0.480	Yes	Yes	21	25	0.976	Yes	Yes	4	3	0.661	1	0	1.090
1896	Validation	SEGWay	23	Hall Road Near Silverlace Green	WB	Jan-17	ATC	No	7322-7314	7322	7314	27	31	0.762	Yes	Yes	22	28	1.341	Yes	Yes	4	2	1.071	1	1	0.702
1897	Validation	SEGWay	24	Lane Connecting B1119	NB	Jan-17	ATC	No	7353-7315	7353	7315	14	21	1.607	Yes	Yes	12	18	1.689	Yes	Yes	2	2	0.225	1	1	0.064
1898	Validation	SEGWay	24	Lane Connecting B1119	SB	Jan-17	ATC	No	7315-7353	7315	7353	15	23	1.739	Yes	Yes	12	19	1.808	Yes	Yes	2	3	0.201	1	1	0.101
1899	Calibration	SEGWay	25	The Street Near Tyw Cottage	NB	Jan-17	ATC	No	5481-7369	5481	7369	217	223	0.415	Yes	Yes	174	180	0.460	Yes	Yes	32	34	0.327	11	9	0.572
1900	Calibration	SEGWay	25	The Street Near Tyw Cottage	SB	Jan-17	ATC	No	7369-5481	7369	5481	207	233	1.742	Yes	Yes	166	189	1.744	Yes	Yes	31	36	0.882	11	8	0.798
1901	Validation	SEGWay	26	Woodbridge Road	NB	Jan-17	ATC	No	5483-3169	5483	3169	110	130	1.802	Yes	Yes	88	100	1.271	Yes	Yes	16	23	1.482	6	7	0.338
1902	Validation	SEGWay	26	Woodbridge Road	SB	Jan-17	ATC	No	3169-5483	3169	5483	110	135	2.222	Yes	Yes	88	106	1.840	Yes	Yes	16	24	1.760	6	4	0.662
1903	Validation	SEGWay	27	Orford Road	EB	Jan-17	ATC	No	3168-3166	3168	3166	34	75	5.503	No	Yes	27	60	4.955	Yes	Yes	5	13	2.698	2	1	0.237
1904	Validation	SEGWay	27	Orford Road	WB	Jan-17	ATC	No	3166-3168	3166	3168	33	78	6.026	No	Yes	26	63	5.441	No	Yes	5	14	2.996	2	1	0.591
1905	Calibration	SEGWay	28	A22 Near Middleton Road	NB	Jan-17	ATC	No	3216-5891	3216	5891	463	464	0.023	Yes	Yes	356	356	0.031	Yes	Yes	74	71	0.269	33	37	0.569
1906	Calibration	SEGWay	28	A22 Near Middleton Road	SB	Jan-17	ATC	No	5891-3216	5891	3216	462	466	0.199	Yes	Yes	355	351	0.207	Yes	Yes	73	72	0.182	33	43	1.574
1907	Calibration	SEGWay	29	Middleton Road Connecting A12	EB	Jan-17	ATC	No	3216-5856	3216	5856	98	117	1.787	Yes	Yes	79	86	0.829	Yes	Yes	15	19	1.195	5	11	2.130
1908	Calibration	SEGWay	29	Middleton Road Connecting A12	WB	Jan-17	ATC	No	5856-3216	5856	3216	103	110	0.618	Yes	Yes	83	84	0.198	Yes	Yes	15	16	0.214	5	9	1.385
1909	Calibration	SEGWay	30	Mill Lane East of Stratford St Andrew	EB	Jan-17	ATC	No	7376-1300	7376	1300	23	26	0.683	Yes	Yes	18	24	1.208	Yes	Yes	3	2	0.893	1	0	0.768
1910	Calibration	SEGWay	30	Mill Lane East of Stratford St Andrew	WB	Jan-17	ATC	No	1300-7376	1300	7376	23	24	0.183	Yes	Yes	18	22	0.780	Yes	Yes	3	2	1.168	1	0	0.873
1911	Calibration	AOI	31	A12 South Of B1078	NB	Jan-17	ATC	No	5772-3170	5772	3170	609	609	0.005	Yes	Yes	469	463	0.256	Yes	Yes	97	97	0.055	44	49	0.715
1912	Calibration	AOI	31	A12 South Of B1078	SB	Jan-17	ATC	No	3171-5774	3171	5774	649	637	0.476	Yes	Yes	499	484	0.685	Yes	Yes	103	100	0.322	47	53	0.898
1915	Validation	SEGWay	33	Abbey Lane	NB	Jan-17	ATC	No	5519-5520	5519	5520	24	40	2.680	Yes	Yes	20	29	1.988	Yes	Yes	4	5	0.843	1	5	2.032
1916	Validation	SEGWay	33	Abbey Lane	SB	Jan-17	ATC	No	5520-5519	5520	5519	24	42	3.174	Yes	Yes	19	30	2.163	Yes	Yes	4	6	1.007	1	7	2.713
1917	Calibration	SEGWay	34	King Georges Avenue	EB	Jan-17	ATC	No	6023-7333	6023	7333	77	97	2.043	Yes	Yes	62	73	1.356	Yes	Yes	11	20	2.050	4	4	0.080
1918	Calibration	SEGWay	34	King Georges Avenue	WB	Jan-17	ATC	No	7333-6023	7333	6023	86	97	1.237	Yes	Yes	69	76	0.829	Yes	Yes	13	19	1.565	4	3	0.736
1919	Validation	SEGWay	35	Lovers Lane	EB	Jan-17	ATC	No	7332-7333	7332	7333	66	57	1.095	Yes	Yes	53	36	2.441	Yes	Yes	10	13	0.830	3	8	2.036
1920	Validation	SEGWay	35	Lovers Lane	WB	Jan-17	ATC	No	7333-7332	7333	7332	74	57	2.080	Yes	Yes	59	36	3.377	Yes	Yes	11	13	0.475	4	9	1.927
1921	Calibration	AOI	36	Easton Road	NB	Jan-17	ATC	No	7309-5971	7309	5971	61	65	0.491	Yes	Yes	49	53	0.602	Yes	Yes	9	9	0.032	3	3	0.178
1922	Calibration	AOI	36	Easton Road	SB	Jan-17	ATC	No	5971-7309	5971	7309	62	86	2.791	Yes	Yes	50	74	3.022	Yes	Yes	9	11	0.407	3	2	0.576
2096	Calibration	AOI	1B	A12/B1078	Exit	Jan-17	ANPR/MCC	No	3177-3178	3177	3178	104	106	0.131	Yes	Yes	80	80	0.095	Yes	Yes	20	20	0.084	5	5	0.056
2097	Calibration	AOI	1B	A12/B1078	Approach	Jan-17	ANPR/MCC	No	3174-3176	3174	3176	98	97	0.109	Yes	Yes	72	72	0.040	Yes	Yes	19	19	0.042	7	6	0.366
2102	Calibration	AOI	1E	A12/B1078	Approach	Jan-17	ANPR/MCC	No	3170-3172	3170	3172	139	144	0.437	Yes	Yes	109	109	0.076	Yes	Yes	19	25	1.250	10	10	0.044
2103	Calibration	AOI	1E	A12/B1078	Exit	Jan-17	ANPR/MCC	No	3173-3171	3173	3171	162	164	0.104	Yes	Yes	127	127	0.020	Yes	Yes	23	25	0.273	12	12	0.062
2106	Validation	SEGWay	2A	A12/A1094	Approach	Jan-17	MCC	No	6017-3179	6017	3179	572	581	0.361	Yes	Yes	447	449	0.131	Yes	Yes	88	89	0.166	38	42	0.686
2107	Validation	SEGWay	2A	A12/A1094	Exit	Jan-17	MCC	No	3179-6017	3179	6017	573	586	0.555	Yes	Yes	438	451	0.652	Yes	Yes	94	90	0.421	41	45	0.556
2120	Calibration	AOI	1	Saw Hill North of Pigeons Lane	NB	Jan-17	ATC	No	50035-5003	50035	50034	187	60	11.414	No	No	164	54	10.563	No	No	21	4	4.825	2	2	0.241
2121	Calibration	AOI	1	Saw Hill North of Pigeons Lane	SB	Jan-17	ATC	No	50034-5003	50034	50035	158	35	12.426	No	No	141	31	11.934	No	No	16	4	3.642	1	1	0.002
2122	Calibration	AOI	3	Burstall Lane West of B1113	EB	Jan-17	ATC	No	5640-30135	5640	30135	57	29	4.287	Yes	Yes	52	24	4.427	Yes	Yes	5	3	0.766	0	1	0.931
2123	Calibration	AOI	3	Burstall Lane West of B1113	WB	Jan-17	ATC	No	30135-5640	30135	5640	53	31	3.409	Yes	Yes	48	28	3.386	Yes	Yes	4	2	1.365	0	2	1.210
2124	Calibration	AOI	6	Somersham Road East of The Beeches	EB	Jan-17	ATC	No	5643-50029	5643	50029	87	120	3.201	Yes	Yes	79	94	1.697	Yes	Yes	8	24	4.034	1	2	0.667
2125	Calibration	AOI	6	Somersham Road East of The Beeches	WB	Jan-17	ATC	No	50029-5643	50029	5643	86	118	3.240	Yes	Yes	78	96	1.920	Yes	Yes	7	20	3.537	1	2	1.328
2126	Calibration	AOI	11	Henley Road	NB	Jan-17	ATC	No	50083-5008	50083	50084	139	114	2.216	Yes	Yes	126	99	2.521	Yes	Yes	11	12	0.199	2	3	0.827
2127	Calibration	AOI	11	Henley Road	SB	Jan-17	ATC	No	50084-5008	50084	50083	137	125	1.082	Yes	Yes	124	109	1.406	Yes	Yes	12	15	0.796	1	1	0.080
2128	Calibration	AOI	12	Westerfield Road	NB	Jan-17	ATC	No	50536-5008	50536	50082	104	89	1.496	Yes	Yes	95	76	1.994	Yes	Yes	8	10	0.762	1	3	0.988
2129	Calibration	AOI	12	Westerfield Road	SB	Jan-17	ATC	No	50082-3053	50082	30536	121	86	3.363	Yes	Yes	110	74	3.681	Yes	Yes	9	10	0.394	2	2	0.104
2130	Calibration	AOI	13	Clopton Road	NB	Jan-17	ATC	No	50077-5008	50077	50080	27	55	4.477	Yes	Yes	23	50	4.404	Yes	Yes	3	5	1.047	1	0	0.074
2131	Calibration	AOI	13	Clopton Road	SB	Jan-17	ATC	No	50080-5007	50080	50077	29	42	2.122	Yes	Yes	26	37	1.839	Yes	Yes	3	5	1.182	0	0	0.102
2132	Calibration	AOI	14	Unamed Road[30M]Btwn Holly Lane And Grundisburgh Roa	NB	Jan-17	ATC	No	50065-5006	50065	50063	77	149	6.762	No	Yes	71	130	5.889	No	Yes	6	13	2.504	0	6	2.981
2133	Calibration	AOI	14	Unamed Road[30M]Btwn Holly Lane And Grundisburgh Roa	SB	Jan-17	ATC	No	50063-5006	50063	50065	78	134	5.452	No	Yes	71	119	4.862	Yes	Yes	6	13	2.366	1	2	1.209
2134	Calibration	AOI	15	Ipswich Road[60M]North Of Culpho	NB	Jan-17	ATC	No	50074-5007	50074	50073	48	50	0.245	Yes	Yes	44	47	0.407	Yes	Yes	3	3	0.398	0	0	0.629
2135	Calibration	AOI	15	Ipswich Road[60M]North Of Culpho	SB	Jan-17	ATC	No	50073-5007	50073	50074	49	41	1.171	Yes	Yes	45	39	0.928	Yes	Yes	4	3	0.835	0	0	0.656
2136	Calibration	AOI	16	Lodge Road[30M]East Of Manor House Road	NB	Jan-17	ATC	No	30313-5005	30313	50059	24	62	5.764	No	Yes	22	53	5.179	No	Yes	2	8	2.881	1	0	0.942
2137	Calibration	AOI	16	Lodge Road[30M]East Of Manor House Road	SB	Jan-17	ATC	No	50059-3031	50059	30313	25	34	1.556	Yes	Yes	23	25	0.375	Yes	Yes	2	6	2.152	0	3	1.835
2138	Calibration	AOI	19	Sandy Lane[60M]East Of Top Street	EB	Jan-17	ATC	No	70329-7033	70329	70330	39	24	2.674	Yes	Yes	35	23	2.227	Yes	Yes	3	1	1.731	1	0	0.906
2139	Calibration	AOI	19	Sandy Lane[60M]East Of Top Street	WB	Jan-17	ATC	No	70330-7032	70330	70329	45	39	0.893	Yes	Yes	41	37	0.614	Yes	Yes	4	2	0.928	1	0	0.536
2140	Calibration	AOI	20	School Lane[60M]East Of Viking Heights	NB	Jan-17	ATC	No	30580-3030	30580	30309	60	58	0.172	Yes	Yes	54	52	0.158	Yes	Yes	6	5	0.234	1	1	0.422
2141	Calibration	AOI	20	School Lane[60M]East Of Viking Heights	SB	Jan-17	ATC	No	30309-3058	30309	30580	52	51	0.070	Yes	Yes	46	45	0.053	Yes	Yes	5	5	0.202	1	0	0.914
2143	Calibration	AOI	21	4139-021 Suffolk. Newbourne Road East of A12. Westbour	WB	Jan-17	ATC	No	30613-3061	30613	30611	213	156	4.204	Yes	Yes	177	113	5.273	No	Yes	25	32	1.337	11	11	0.205

ID	Calibration / Validation	Area	Ref	Site Location	Dir	Date	Data Type	Duplicate?	Ref	A-Node	B-Node	Interpeak																	
												ALL VEHICLES					CAR					LGV			HGV		
												Observed	Modelled	GEH	GEH Pass?	Flow Pass?	Observed	Modelled	GEH	GEH Pass?	Flow Pass?	Observed	Modelled	GEH	Observed	Modelled	GEH
2144	Calibration	AOI	22	2 Suffolk. Main Road East of Road Connects Seven Hills. E	EB	Jan-17	ATC	No	0356-3061	30356	30618	53	35	2.778	Yes	Yes	48	32	2.624	Yes	Yes	5	3	0.803	1	0	0.483
2145	Calibration	AOI	22	2 Suffolk. Main Road East of Road Connects Seven Hills. W	WB	Jan-17	ATC	No	0618-3035	30618	30356	49	23	4.336	Yes	Yes	44	20	4.115	Yes	Yes	4	2	1.271	1	0	0.505
2146	Calibration	AOI	24	139-024 Suffolk. Felixstowe Road East of A1156. Eastbou	EB	Jan-17	ATC	No	0259-3034	30259	30349	121	101	1.912	Yes	Yes	108	71	3.944	Yes	Yes	11	17	1.692	2	12	4.039
2147	Calibration	AOI	24	139-024 Suffolk. Felixstowe Road East of A1156. Westbou	WB	Jan-17	ATC	No	0349-3025	30349	30259	127	60	7.007	No	Yes	110	41	8.021	No	Yes	15	5	3.224	2	14	4.100
2148	Calibration	AOI	25	9-025 Suffolk. The Street South of Felixstowe Road. Northb	NB	Jan-17	ATC	No	0263-3025	30263	30258	62	59	0.395	Yes	Yes	55	53	0.219	Yes	Yes	6	5	0.466	1	1	0.362
2149	Calibration	AOI	25	9-025 Suffolk. The Street South of Felixstowe Road. Southb	SB	Jan-17	ATC	No	0258-3026	30258	30263	55	20	5.701	No	Yes	49	15	6.119	No	Yes	5	5	0.127	1	1	0.093
2150	Calibration	AOI	26	14139-026 Suffolk. Nacton Road South of A14. Northbound	NB	Jan-17	ATC	No	0260-3008	30260	30080	54	27	4.362	Yes	Yes	49	18	5.321	No	Yes	5	7	0.847	0	1	1.067
2152	Validation	AOI	32	14139-032 Suffolk. B1067 East of A14. Eastbound	EB	Jan-17	ATC	No	0744-3078	30744	30780	161	163	0.133	Yes	Yes	148	140	0.667	Yes	Yes	12	18	1.426	1	5	2.307
2153	Validation	AOI	32	14139-032 Suffolk. B1067 East of A14. Westbound	WB	Jan-17	ATC	No	0780-3074	30780	30744	164	131	2.720	Yes	Yes	150	112	3.348	Yes	Yes	12	15	0.810	1	4	1.519
2155	Validation	AOI	33	uffolk. Sproughton Road East of A14 West of Farthing Road	WB	Jan-17	ATC	No	0739-3002	30739	30029	450	356	4.698	Yes	Yes	386	249	7.721	No	No	52	75	2.802	12	33	4.399
2156	Validation	AOI	34	4139-034 Suffolk. A1071 West of Hadleigh Road. Eastboun	EB	Jan-17	ATC	No	0034-3015	50034	30150	534	591	2.417	Yes	Yes	469	489	0.953	Yes	Yes	48	64	2.210	18	38	3.799
2157	Validation	AOI	34	4139-034 Suffolk. A1071 West of Hadleigh Road. Westbour	WB	Jan-17	ATC	No	0150-5003	30150	50034	531	540	0.372	Yes	Yes	471	440	1.462	Yes	Yes	45	61	2.204	16	40	4.525
2158	Validation	AOI	36	4139-036 Suffolk. Scrivener Drive East of A1214. Eastbour	EB	Jan-17	ATC	No	5729-30159	5729	30159	453	535	3.669	Yes	Yes	421	468	2.222	Yes	Yes	29	40	1.849	2	26	6.284
2159	Validation	AOI	36	4139-036 Suffolk. Scrivener Drive East of A1214.Westbour	WB	Jan-17	ATC	No	30159-5731	30159	5731	447	374	3.576	Yes	Yes	411	310	5.313	No	No	30	45	2.554	6	19	3.612
2160	Calibration	AOI	38	9-038 Suffolk. Bramford Lane East of Cromer Road. Northb	NB	Jan-17	ATC	No	0266-3082	20266	30829	83	130	4.543	Yes	Yes	79	118	3.937	Yes	Yes	4	12	2.857	0	0	0.637
2161	Calibration	AOI	38	9-038 Suffolk. Bramford Lane East of Cromer Road. Southb	SB	Jan-17	ATC	No	0829-2026	30829	20266	129	171	3.451	Yes	Yes	122	161	3.301	Yes	Yes	6	10	1.411	1	0	1.412
2162	Calibration	AOI	40	Dale Hale Lane South Of Larchcroft Road	NB	Jan-17	ATC	No	0828-3082	30828	30827	158	120	3.226	Yes	Yes	150	110	3.519	Yes	Yes	8	4	1.301	1	6	2.933
2163	Calibration	AOI	40	Dale Hale Lane South Of Larchcroft Road [30M]	SB	Jan-17	ATC	No	0827-3082	30827	30828	141	95	4.237	Yes	Yes	133	90	4.116	Yes	Yes	7	3	1.970	0	2	1.510
2164	Calibration	AOI	43	Hadleigh Road West Of Dunlop Road [30M]	EB	Jan-17	ATC	No	0146-3078	30146	30782	324	364	2.139	Yes	Yes	284	328	2.499	Yes	Yes	34	27	1.273	6	9	1.122
2165	Calibration	AOI	43	Hadleigh Road West Of Dunlop Road [30M]	WB	Jan-17	ATC	No	0782-3014	30782	30146	308	221	5.306	No	Yes	277	201	4.918	Yes	Yes	27	16	2.468	3	4	0.664
2166	Calibration	AOI	44	A1214 East Dickens Road	NB	Jan-17	ATC	No	0381-3014	30381	30148	662	569	3.757	Yes	Yes	599	505	3.983	Yes	Yes	48	47	0.086	16	16	0.242
2167	Calibration	AOI	44	A1214 East Dickens Road	SB	Jan-17	ATC	No	0148-3038	30148	30381	601	671	2.781	Yes	Yes	549	602	2.205	Yes	Yes	39	57	2.517	13	12	0.055
2168	Calibration	AOI	45	Ancaster Rd [30M]	NB	Jan-17	ATC	No	0171-3016	30171	30167	253	275	1.344	Yes	Yes	237	249	0.789	Yes	Yes	13	26	3.070	4	0	2.802
2169	Calibration	AOI	45	Ancaster Rd [30M]	SB	Jan-17	ATC	No	0167-3017	30167	30171	277	311	1.967	Yes	Yes	258	296	2.325	Yes	Yes	19	15	1.030	1	0	1.206
2170	Calibration	AOI	47	Maidenhead Approach [30M]	NB	Jan-17	ATC	No	0194-3020	30194	30206	113	145	2.790	Yes	Yes	102	137	3.182	Yes	Yes	10	7	0.977	1	1	0.237
2171	Calibration	AOI	47	Maidenhead Approach [30M]	SB	Jan-17	ATC	No	0206-3019	30206	30194	118	107	1.029	Yes	Yes	106	97	0.866	Yes	Yes	11	9	0.541	1	0	0.683
2172	Calibration	AOI	48	Rushmere Road West Of Humber Douchy Lane [30M]	NB	Jan-17	ATC	No	0446-3032	30446	30320	92	92	0.006	Yes	Yes	86	86	0.033	Yes	Yes	6	6	0.087	0	0	0.059
2173	Calibration	AOI	48	Rushmere Road West Of Humber Douchy Lane [30M]	SB	Jan-17	ATC	No	0320-3044	30320	30446	123	123	0.025	Yes	Yes	116	115	0.065	Yes	Yes	7	7	0.162	0	0	0.005
2174	Calibration	AOI	51	Foxhall Road W Of Chilton Road [30]	EB	Jan-17	ATC	No	0445-3044	30445	30442	378	331	2.519	Yes	Yes	352	297	3.067	Yes	Yes	19	31	2.458	7	3	2.053
2175	Calibration	AOI	51	Foxhall Road W Of Chilton Road [30]	WB	Jan-17	ATC	No	0442-3044	30442	30445	374	358	0.844	Yes	Yes	351	315	1.984	Yes	Yes	19	39	3.643	4	4	0.232
2176	Validation	AOI	54	Martlesham Road[30M]West Of A12	EB	Jan-17	ATC	No	0392-3031	30392	30310	75	145	6.702	No	Yes	71	124	5.346	No	Yes	3	19	4.808	0	2	1.296
2177	Validation	AOI	54	Martlesham Road[30M]West Of A12	WB	Jan-17	ATC	No	0310-3039	30310	30392	62	183	10.939	No	No	58	166	10.180	No	No	3	17	4.139	0	0	0.300
2178	Validation	AOI	56	Foxhall Road[60M]West Of A12	EB	Jan-17	ATC	No	0280-3060	30280	30609	353	172	11.123	No	No	330	129	13.221	No	No	20	41	3.731	3	2	0.294
2180	Validation	AOI	60	Bucklesham Road West Of A12 [60M]	EB	Jan-17	ATC	No	0268-3035	30268	30355	35	29	1.087	Yes	Yes	30	25	0.982	Yes	Yes	5	4	0.281	1	0	0.657
2181	Validation	AOI	60	Bucklesham Road West Of A12 [60M]	WB	Jan-17	ATC	No	0355-3026	30355	30268	35	18	3.188	Yes	Yes	30	15	3.123	Yes	Yes	4	3	0.845	0	0	0.013
2182	Validation	AOI	62A	Crown Street [30m]	EB	Jan-17	ATC	No	0066-7030	10066	70307	448	478	1.431	Yes	Yes	416	402	0.677	Yes	Yes	25	69	6.372	7	7	0.331
2183	Validation	AOI	62A	Crown Street [30m]	WB	Jan-17	ATC	No	70307-1006	70307	10066	505	504	0.020	Yes	Yes	446	430	0.728	Yes	Yes	47	63	2.245	13	11	0.549
2184	Validation	AOI	62B	Fonnereau Road [30m]	NB	Jan-17	ATC	No	0028-2003	10028	20033	147	147	0.027	Yes	Yes	140	132	0.706	Yes	Yes	7	11	1.561	1	4	2.015
2185	Validation	AOI	62B	Fonnereau Road [30m]	SB	Jan-17	ATC	No	20033-1002	20033	10028	149	186	2.842	Yes	Yes	140	162	1.800	Yes	Yes	8	16	2.359	2	8	2.937
2190	Validation	AOI	65	A1022 [30m]	EB	Jan-17	ATC	No	0084-1004	10084	10042	915	1051	4.344	Yes	Yes	811	885	2.564	Yes	Yes	71	141	6.722	33	25	1.432
2193	Validation	AOI	66	College St East Of Foundary Lane [30m]	WB	Jan-17	ATC	No	0011-1011	10011	10115	1018	1135	3.577	Yes	Yes	885	957	2.351	Yes	Yes	92	147	5.011	40	31	1.476
2194	Calibration	AOI	67	Graham Road North of Anglesea road [30m]	NB	Jan-17	ATC	No	20029-2025	20029	20259	16	0	5.580	No	Yes	14	0	5.351	No	Yes	1	0	1.560	0	0	0.272
2195	Calibration	AOI	67	Graham Road North of Anglesea road [30m]	SB	Jan-17	ATC	No	20259-2002	20259	20029	15	0	5.478	No	Yes	14	0	5.206	No	Yes	1	0	1.684	0	0	0.272
2196	Calibration	AOI	68	Paget Road North of Anglesea Road [30m]	NB	Jan-17	ATC	No	20304-2026	20304	20260	17	71	8.062	No	Yes	16	65	7.745	No	Yes	1	3	1.476	0	2	1.800
2197	Calibration	AOI	68	Paget Road North of Anglesea Road [30m]	SB	Jan-17	ATC	No	20260-2030	20260	20304	17	46	5.076	No	Yes	16	43	4.936	Yes	Yes	1	2	0.974	0	1	0.679
2198	Calibration	AOI	69	Warrington Road N of Anglesea Road [30m]	NB	Jan-17	ATC	No	20301-2008	20301	20085	43	64	2.855	Yes	Yes	39	59	2.904	Yes	Yes	4	3	0.766	0	2	1.765
2199	Calibration	AOI	69	Warrington Road N of Anglesea Road [30m]	SB	Jan-17	ATC	No	20085-2030	20085	20301	42	35	1.071	Yes	Yes	39	34	0.695	Yes	Yes	3	1	1.758	0	0	0.126
2200	Calibration	AOI	70	Henley Road [30m]	NB	Jan-17	ATC	No	20031-2004	20031	20041	344	313	1.734	Yes	Yes	329	298	1.745	Yes	Yes	14	12	0.625	1	3	1.126
2201	Calibration	AOI	70	Henley Road [30m]	SB	Jan-17	ATC	No	20041-2003	20041	20031	297	261	2.173	Yes	Yes	284	248	2.171	Yes	Yes	12	11	0.429	1	2	0.464
2202	Calibration	AOI	71	Bolton Road	NB	Jan-17	ATC	No	20320-2003	20320	20035	139	119	1.703	Yes	Yes	126	104	2.031	Yes	Yes	12	11	0.343	1	4	2.195
2203	Calibration	AOI	71	Bolton Road	SB	Jan-17	ATC	No	20035-2032	20035	20320	131	114	1.541	Yes	Yes	120	100	1.953	Yes	Yes	10	11	0.063	1	4	2.110
2204	Calibration	AOI	72 A	Cobbald St	WB	Jan-17	ATC	No	0086-1008	10086	10087	38	35	0.369	Yes	Yes	30	30	0.060	Yes	Yes	7	5	0.733	0	0	0.177
2206	Validation	AOI	84	A137	SB	Jan-17	ATC	No	0221-3006	30221	30061	560	590	1.254	Yes	Yes	486	471	0.676	Yes	Yes	46	92	5.525	28	27	0.209
2207	Validation	AOI	85	The Strand	NB	Jan-17	ATC	No	0049-3022	50049	30222	334	308	1.430	Yes	Yes	304	263	2.434	Yes	Yes	25	43	3.014	5	3	1.167
2208	Validation	AOI	85	The Strand	SB	Jan-17	ATC	No	0222-5004	30222	50049	341	315	1.441	Yes	Yes	310	265	2.682	Yes	Yes	28	38	1.799	4	13	3.153
2210	Validation	AOI	86	Nacton Road	SB	Jan-17	ATC	No	0778-3007	30778	30078	946	1098	4.749	Yes	No	842	856	0.459	Yes	Yes	77	161	7.716	27	81	7.379
2212	Calibration	AOI	87 A	The Havens	SB	Jan-17	ATC	No	0663-3007	30663	30079	400	398	0.109	Yes	Yes	355	353	0.100	Yes	Yes	34	34	0.038	11	11	0.027
2213	Validation	AOI	88	Felixstowe Road	EB	Jan-17	ATC	No	0257-3025	30257	30258	411	421	0.490	Yes	Yes	378	356	1.133	Yes	Yes	30	43	2.251	3	22	5.139
2214	Validation	AOI	88	Felixstowe Road	WB	Jan-17	ATC	No	0258-3025	30258	30257	444	417	1.289	Yes	Yes	411	351	3.078	Yes	Yes	27	50	3.573	5	16	3.490
2215	Calibration	AOI	90	Tuddenham Road	NB	Jan-17	ATC	No	0541-3079	30541	30790	133	136	0.279	Yes	Yes	124	124	0.045	Yes	Yes	8	9	0.255	1	4	1.959
2216	Calibration	AOI	90	Tuddenham Road	SB	Jan-17	ATC	No	0790-3054	30790	30541	158	160	0.152	Yes	Yes	144	144	0.027	Yes	Yes	13	14	0.337	1	2	0.859
2217	Calibration	AOI	91	Sidegate Lane	EB	Jan-17	ATC	No	0327-3055	30327	30556	116	116	0.024	Yes	Yes	107	107	0.025	Yes	Yes	9	9	0.038	1	0	0.160
2218	Calibration	AOI	91	Sidegate Lane	WB	Jan-17	ATC	No	0556-3032	30556	30327	102	102	0.022	Yes	Yes	95	95	0.046	Yes	Yes	6	6	0.114	1	1	0.054
2219	Calibration	AOI	92	Renfrew road	NB	Jan-17	ATC	No	0770-3040	30770	30400	137	137	0.016	Yes	Yes	125	125	0.034	Yes	Yes	11	11	0.134	1	1	0.144
2220	Calibration	AOI	92	Renfew Road	SB	Jan-17	ATC	No	0400-3077	30400	30770	123	122	0.037	Yes	Yes	113	113	0.037	Yes	Yes	9	9	0.065	1	0	0.279
2221	Calibration	AOI	93	Humber Douchy Lane	NB	Jan-17	ATC	No	0300-3064	30300	30641	70	71	0.169	Yes	Yes	66	67	0.111	Yes	Yes	4	4	0.277	0	0	0.038
2222	Calibration	AOI	93	Humber Douchy Lane	SB	Jan-17	ATC	No	0641-3030	30641	30300	39	39	0.007	Yes	Yes	36	36	0.088	Yes	Yes	3	3	0.308	0	0	0.085
2223	Calibration	AOI	94	East of Humber Douchy Road	EB	Jan-17	ATC	No	0300-3056	30300	30562	107	239	10.059	No	No	100	209	8.770	No	No	6	28	5.432	1	2	0.835
2224	Calibration	AOI	94	East of Humber Douchy Road	WB	Jan-17	ATC	No	0562-3030	30562	30300	65	225	13.355	No	No	60	196	12.072	No	No	4	24	5.245	0	5	2.697
2225	Calibration	AOI	97	Bucklesham Road	EB	Jan-17	ATC	No	0440-3062	30440	30628	80	56	2.845	Yes	Yes	72	34	5.204	No	Yes	7	16	2.680	1	6	3.031
2226	Calibration	AOI	97	Bucklesham Road	WB	Jan-17	ATC	No	0628-3044	30628	30440	85	56	3.374	Yes	Yes	76	38	5.091	No	Yes	8	11	1.152	1	7	3.242
2227	Calibration	AOI	99	Lindbergh Road North of Campbell Road	NB	Jan-17	ATC	No	0435-3025	30435	30254	114	67	4.940	Yes	Yes	104	67	4.025	Yes	Yes	10	0	4.094	1	0	1.060
2228	Calibration	AOI	99	Lindbergh Road North of Campbell Road	SB	Jan-17	ATC	No	0254-3043	30254	30435	92	42	6.178	No	Yes	84	40	5.538	No	Yes	8	1	3.071	1	0	0.731

ID	Calibration / Validation	Area	Ref	Site Location	Dir	Date	Data Type	Duplicate?	Ref	A-Node	B-Node	Interpeak																	
												ALL VEHICLES					CAR					LGV			HGV		
												Observed	Modelled	GEH	GEH Pass?	Flow Pass?	Observed	Modelled	GEH	GEH Pass?	Flow Pass?	Observed	Modelled	GEH	Observed	Modelled	GEH
2229	Calibration	AOI	100	Nacton Road South of Landseer Road	NB	Jan-17	ATC	No	0671-3024	30671	30241	600	639	1.563	Yes	Yes	539	564	1.065	Yes	Yes	44	64	2.674	17	12	1.514
2230	Calibration	AOI	100	Nacton Road South of Landseer Road	SB	Jan-17	ATC	No	0241-3067	30241	30671	597	703	4.170	Yes	No	547	619	2.992	Yes	Yes	39	66	3.801	11	18	1.728
2231	Calibration	AOI	103	Cliff Lane East of Landseer Road	EB	Jan-17	ATC	No	0227-3068	30227	30686	96	59	4.187	Yes	Yes	86	53	3.875	Yes	Yes	10	6	1.533	1	0	0.483
2232	Calibration	AOI	103	Cliff Lane East of Landseer Road	WB	Jan-17	ATC	No	0686-3022	30686	30227	97	61	4.071	Yes	Yes	88	56	3.769	Yes	Yes	8	5	1.305	1	0	1.006
2233	Calibration	AOI	104	Holywell Road South of Patteson Road	NB	Jan-17	ATC	No	70114-3022	70114	30226	347	322	1.383	Yes	Yes	305	263	2.514	Yes	Yes	37	41	0.654	5	18	3.855
2234	Calibration	AOI	104	Holywell Road South of Patteson Road	SB	Jan-17	ATC	No	0226-7011	30226	70114	309	288	1.215	Yes	Yes	271	229	2.696	Yes	Yes	32	34	0.386	6	25	4.918
2235	Calibration	AOI	105	Cliff Road South of Patterson Road	NB	Jan-17	ATC	No	70076-7009	70076	70094	42	44	0.352	Yes	Yes	25	39	2.463	Yes	Yes	7	5	1.018	10	1	3.798
2236	Calibration	AOI	105	Cliff Road South of Patterson Road	SB	Jan-17	ATC	No	70094-7007	70094	70076	32	31	0.121	Yes	Yes	21	25	0.858	Yes	Yes	7	5	0.704	4	1	1.943
2237	Calibration	AOI	108	Between Hadham Road and Yarmouth Road	EB	Jan-17	ATC	No	0148-2001	30148	20014	931	821	3.744	Yes	Yes	831	735	3.424	Yes	Yes	65	64	0.171	35	21	2.560
2238	Calibration	AOI	108	Between Hadham Road and Yarmouth Road	WB	Jan-17	ATC	No	20014-3014	20014	30148	1014	947	2.136	Yes	Yes	910	847	2.118	Yes	Yes	67	78	1.297	37	22	2.788
2239	Calibration	AOI	109	Between Beaconsfield Road and Yarmouth Road	EB	Jan-17	ATC	No	0819-2002	30819	20025	430	434	0.177	Yes	Yes	392	386	0.303	Yes	Yes	31	35	0.788	7	12	1.647
2240	Calibration	AOI	109	Between Beaconsfield Road and Yarmouth Road	WB	Jan-17	ATC	No	20025-3081	20025	30819	465	483	0.852	Yes	Yes	427	439	0.534	Yes	Yes	33	32	0.094	5	13	2.701
2241	Calibration	AOI	110	Bramford Lane Between All Saints and Brookshall Road	NB	Jan-17	ATC	No	0145-3074	30145	30746	45	140	9.871	No	Yes	42	129	9.350	No	Yes	3	10	2.961	0	1	1.251
2242	Calibration	AOI	110	Bramford Lane Between All Saints and Brookshall Road	SB	Jan-17	ATC	No	0746-3014	30746	30145	98	109	1.097	Yes	Yes	93	101	0.803	Yes	Yes	4	7	1.231	0	1	0.444
2243	Calibration	AOI	111	Norwich road Between Broom Hill and Westwood	NB	Jan-17	ATC	No	20027-2026	20027	20267	784	613	6.464	No	No	708	538	6.829	No	No	59	55	0.515	18	21	0.772
2244	Calibration	AOI	111	Norwich road Between Broom Hill and Westwood	SB	Jan-17	ATC	No	20267-2002	20267	20027	674	648	1.036	Yes	Yes	621	577	1.822	Yes	Yes	46	49	0.360	7	22	4.033
2245	Calibration	AOI	112	Dale Hall Lane North of Valley Road	NB	Jan-17	ATC	No	20043-2027	20043	20270	179	404	13.163	No	No	166	369	12.427	No	No	12	24	2.594	1	12	4.210
2246	Calibration	AOI	112	Dale Hall Lane North of Valley Road	SB	Jan-17	ATC	No	20270-2004	20270	20043	161	207	3.398	Yes	Yes	149	190	3.107	Yes	Yes	10	12	0.509	1	5	2.186
2247	Calibration	AOI	113	Henley Road N of Valley Road	NB	Jan-17	ATC	No	20044-3033	20044	30334	317	249	4.014	Yes	Yes	298	238	3.633	Yes	Yes	17	8	2.511	2	3	0.574
2248	Calibration	AOI	113	Henley Road N of Valley Road	SB	Jan-17	ATC	No	0334-2004	30334	20044	316	408	4.856	Yes	Yes	295	392	5.238	No	Yes	17	14	0.852	4	3	0.703
2249	Validation	AOI	114	Pownall Road	NB	Jan-17	ATC	No	70268-3076	70268	30760	40	61	2.997	Yes	Yes	36	57	3.131	Yes	Yes	4	4	0.034	0	0	0.020
2250	Validation	AOI	114	Pownall Road	SB	Jan-17	ATC	No	0760-7026	30760	70268	50	19	5.220	No	Yes	44	17	4.818	Yes	Yes	6	2	2.046	1	0	0.284
2251	Calibration	AOI	115	Scrivener Drive	NB	Jan-17	ATC	No	0162-3015	30162	30155	175	174	0.077	Yes	Yes	163	161	0.152	Yes	Yes	9	10	0.120	3	3	0.309
2252	Calibration	AOI	115	Scrivener Drive	SB	Jan-17	ATC	No	0155-3016	30155	30162	189	187	0.153	Yes	Yes	174	174	0.008	Yes	Yes	13	11	0.522	1	1	0.131
2253	Calibration	AOI	116	Robin Drive	NB	Jan-17	ATC	No	0165-3015	30165	30158	178	167	0.842	Yes	Yes	163	163	0.024	Yes	Yes	14	4	3.547	1	1	0.169
2254	Calibration	AOI	116	Robin Drive	SB	Jan-17	ATC	No	0158-3016	30158	30165	218	218	0.042	Yes	Yes	203	202	0.088	Yes	Yes	14	14	0.075	1	1	0.311
2255	Calibration	AOI	117	Lovetofts Drive	NB	Jan-17	ATC	No	0128-3012	30128	30123	161	162	0.104	Yes	Yes	145	146	0.081	Yes	Yes	13	13	0.133	4	3	0.070
2256	Calibration	AOI	117	Lovetofts Drive	SB	Jan-17	ATC	No	0123-3012	30123	30128	181	184	0.242	Yes	Yes	160	162	0.170	Yes	Yes	15	16	0.267	6	7	0.025
2257	Calibration	AOI	118	Felixstowe Road West Of Derby Road	NB	Jan-17	ATC	No	0246-7016	30246	70167	281	289	0.487	Yes	Yes	260	263	0.210	Yes	Yes	18	21	0.611	3	5	1.111
2258	Calibration	AOI	118	Felixstowe Road West Of Derby Road	SB	Jan-17	ATC	No	70167-3024	70167	30246	257	266	0.579	Yes	Yes	239	241	0.159	Yes	Yes	15	20	1.043	3	5	1.231
2259	Calibration	AOI	120	Landseer Road West Of Clapgate Lane	EB	Jan-17	ATC	No	0676-3023	30676	30235	342	338	0.185	Yes	Yes	300	292	0.500	Yes	Yes	32	33	0.280	10	13	1.068
2260	Calibration	AOI	120	Landseer Road West Of Clapgate Lane	WB	Jan-17	ATC	No	0235-3067	30235	30676	406	450	2.099	Yes	Yes	349	412	3.237	Yes	Yes	40	30	1.739	17	8	2.656
2261	Validation	AOI	121	Nacton Road E Of Felixstowe Road Junction	NB	Jan-17	ATC	No	70146-3024	70146	30245	175	131	3.568	Yes	Yes	152	110	3.683	Yes	Yes	22	18	0.719	1	2	1.049
2262	Validation	AOI	121	Nacton Road E Of Felixstowe Road Junction	SB	Jan-17	ATC	No	0245-7014	30245	70146	225	205	1.406	Yes	Yes	199	173	1.849	Yes	Yes	26	30	0.758	1	2	0.509
2263	Calibration	AOI	122	Ashcroft Road E Of Norwich Road	EB	Jan-17	ATC	No	0136-3047	30136	30477	139	139	0.006	Yes	Yes	128	128	0.017	Yes	Yes	10	10	0.021	1	1	0.316
2264	Calibration	AOI	122	Ashcroft Road E Of Norwich Road	WB	Jan-17	ATC	No	0477-3013	30477	30136	155	161	0.535	Yes	Yes	143	150	0.546	Yes	Yes	9	9	0.009	2	2	0.060
2266	Calibration	AOI	123	Grimwade St North Of Star Lane	SB	Jan-17	ATC	No	0104-1001	10104	10018	399	533	6.223	No	No	356	451	4.700	Yes	Yes	26	71	6.537	17	11	1.537
2267	Validation	AOI	124	Duke St South Of Pownhall Road	NB	Jan-17	ATC	No	70093-3075	70093	30758	387	356	1.606	Yes	Yes	342	286	3.188	Yes	Yes	32	50	2.747	12	20	1.970
2268	Validation	AOI	124	Duke St South Of Pownhall Road	SB	Jan-17	ATC	No	0758-7009	30758	70093	295	360	3.588	Yes	Yes	141	279	9.519	No	No	17	53	6.098	137	28	11.976
2269	Validation	AOI	125	Fore Hamlet East Of Pownhall Road	NB	Jan-17	ATC	No	70364-3076	70364	30760	468	466	0.097	Yes	Yes	421	404	0.813	Yes	Yes	41	54	1.824	6	8	0.708
2270	Validation	AOI	125	Fore Hamlet East Of Pownhall Road	SB	Jan-17	ATC	No	0760-7036	30760	70364	469	521	2.318	Yes	Yes	431	449	0.872	Yes	Yes	35	63	3.992	3	8	2.203
2273	Validation	AOI	127	Grey Friars Road	NB	Jan-17	ATC	No	70342-7022	70342	70226	475	456	0.911	Yes	Yes	446	388	2.852	Yes	Yes	26	63	5.493	3	5	0.970
2274	Validation	AOI	127	Grey Friars Road	SB	Jan-17	ATC	No	70226-7034	70226	70342	505	459	2.118	Yes	Yes	475	388	4.167	Yes	Yes	24	62	5.796	6	9	0.755
2275	Validation	AOI	128	Grafton Way	EB	Jan-17	ATC	No	20001-1006	20001	10060	370	425	2.763	Yes	Yes	339	330	0.455	Yes	Yes	24	73	6.902	7	22	4.020
2276	Validation	AOI	128	Grafton Way	WB	Jan-17	ATC	No	0060-2000	10060	20001	420	431	0.537	Yes	Yes	371	337	1.808	Yes	Yes	41	70	3.924	7	23	4.042
2277	Validation	AOI	129	14139-129 Suffolk. Bond St North of Star Lane. Northbound	NB	Jan-17	ATC	No	0054-7026	10054	70264	273	324	2.915	Yes	Yes	252	278	1.618	Yes	Yes	19	42	4.134	2	3	0.696
2278	Validation	AOI	130	39-130 Suffolk. Spring Road West of Goring Road. Eastbo	EB	Jan-17	ATC	No	20064-2009	20064	20090	155	96	5.239	No	Yes	145	90	5.111	No	Yes	9	6	1.389	1	1	0.469
2279	Validation	AOI	130	39-130 Suffolk. Spring Road West of Goring Road. Westbo	WB	Jan-17	ATC	No	20090-2006	20090	20064	247	137	7.973	No	No	231	123	8.102	No	No	15	10	1.361	1	3	1.504
2280	Calibration	AOI	131	39-131 Suffolk. Spring Road West of Railway Line. Eastbo	EB	Jan-17	ATC	No	70359-2006	70359	20067	122	122	0.049	Yes	Yes	112	112	0.045	Yes	Yes	9	9	0.043	0	1	0.271
2281	Calibration	AOI	131	39-131 Suffolk. Spring Road West of Railway Line. Westbo	WB	Jan-17	ATC	No	20067-7035	20067	70359	230	232	0.121	Yes	Yes	213	215	0.151	Yes	Yes	16	16	0.121	1	1	0.133
2282	Validation	AOI	132	14139-132 Suffolk. Wherestead Road. Northbound	NB	Jan-17	ATC	No	0785-3021	30785	30218	519	517	0.067	Yes	Yes	473	429	2.071	Yes	Yes	41	66	3.431	5	23	4.640
2283	Validation	AOI	132	14139-132 Suffolk. Wherestead Road. Southbound	SB	Jan-17	ATC	No	0218-3078	30218	30785	524	532	0.350	Yes	Yes	471	438	1.553	Yes	Yes	44	70	3.454	9	24	3.707
2284	Validation	AOI	133	139-133 Suffolk. Fore Street East of Grimwade St. Eastbou	EB	Jan-17	ATC	No	0062-7036	10062	70367	908	947	1.299	Yes	Yes	844	787	1.990	Yes	Yes	45	132	9.269	19	28	1.899
2285	Validation	AOI	133	139-133 Suffolk. Fore Street East of Grimwade St. Westbou	WB	Jan-17	ATC	No	0367-1006	70367	10062	821	818	0.122	Yes	Yes	754	681	2.712	Yes	Yes	51	109	6.484	16	27	2.397
2286	Calibration	AOI	134	9-134 Suffolk. Fore Street North of Lower Orwell St. Northb	NB	Jan-17	ATC	No	0053-1005	10053	10051	122	78	4.413	Yes	Yes	105	69	3.800	Yes	Yes	15	7	2.439	2	1	0.340
2287	Calibration	AOI	134	9-134 Suffolk. Fore Street North of Lower Orwell St. Southb	SB	Jan-17	ATC	No	0051-1005	10051	10053	101	84	1.753	Yes	Yes	81	74	0.795	Yes	Yes	19	9	2.568	1	0	0.356
2288	Validation	AOI	135	139-135 Suffolk. Foxhall Road Near Railway Line. Eastbou	EB	Jan-17	ATC	No	20076-2007	20076	20077	290	323	1.855	Yes	Yes	270	278	0.534	Yes	Yes	16	42	4.717	4	3	0.889
2289	Validation	AOI	135	139-135 Suffolk. Foxhall Road Near Railway Line. Westbou	WB	Jan-17	ATC	No	20077-2007	20077	20076	240	237	0.195	Yes	Yes	223	203	1.363	Yes	Yes	15	31	3.239	2	3	0.919
2290	Validation	AOI	136	14112-136 Suffolk. Wherry Quay. Eastbound	EB	Jan-17	ATC	No	0004-7000	70004	70003	28	90	8.074	No	Yes	26	75	6.914	No	Yes	2	5	1.768	0	10	4.288
2295	Calibration	AOI	72B	Christchurch Street	NB	Jan-17	ATC	No	0022-1008	10022	10086	53	110	6.281	No	Yes	50	98	5.535	No	Yes	3	11	3.173	0	1	0.884
2296	Calibration	AOI	72B	Christchurch Street	SB	Jan-17	ATC	No	0086-1002	10086	10022	118	208	7.104	No	Yes	109	181	6.028	No	Yes	9	24	3.775	0	3	2.102
2297	Calibration	AOI	1	Bridge Street/Gratfon Way - Arm A - College Street	Approach	May-17	MCC	No	0115-1001	10115	10010	1167	1183	0.457	Yes	Yes	989	1002	0.409	Yes	Yes	142	148	0.550	36	32	0.664
2298	Calibration	AOI	1	Bridge Street/Gratfon Way - Arm A - Star Lane	Exit	May-17	MCC	No	0007-1004	10007	10041	1073	1074	0.023	Yes	Yes	925	924	0.040	Yes	Yes	123	124	0.075	25	26	0.221
2299	Calibration	AOI	1	Bridge Street/Gratfon Way - Arm B - Marina Access	Exit	May-17	MCC	No	0166-7003	70166	70035	43	43	0.034	Yes	Yes	32	32	0.011	Yes	Yes	9	9	0.153	2	2	0.128
2300	Calibration	AOI	1	Bridge Street/Gratfon Way - Arm B - Marina Access	Approach	May-17	MCC	No	70035-7016	70035	70166	27	29	0.426	Yes	Yes	21	21	0.141	Yes	Yes	5	5	0.201	1	2	0.841
2301	Calibration	AOI	1	Bridge Street/Gratfon Way - Arm C - Bridge St	Approach	May-17	MCC	No	0214-7016	30214	70166	876	792	2.912	Yes	Yes	755	693	2.312	Yes	Yes	96	81	1.593	25	18	1.495
2302	Calibration	AOI	1	Bridge Street/Gratfon Way - Arm C - Bridge St	Exit	May-17	MCC	No	70166-3021	70166	30214	857	783	2.568	Yes	Yes	735	687	1.802	Yes	Yes	94	77	1.817	28	20	1.780
2303	Calibration	AOI	1	Bridge Street/Gratfon Way - Arm D - Grafton Way	Approach	May-17	MCC	No	70319-1000	70319	10008	374	378	0.223	Yes	Yes	310	313	0.168	Yes	Yes	48	49	0.138	16	16	0.104
2304	Calibration	AOI	1	Bridge Street/Gratfon Way - Arm D - Grafton Way	Exit	May-17	MCC	No	0008-7031	10008	70319	417	431	0.661	Yes	Yes	338	337	0.049	Yes	Yes	57	70	1.648	22	23	0.289
2309	Calibration	AOI	2	Burrell Road/Bridge Street - Arm B - Dock St	Exit	May-17	MCC	No	70009-7001	70009	70010	39	35	0.678	Yes	Yes	30	30	0.038	Yes	Yes	8	5	1.186	1	0	1.117
2311	Calibration	AOI	2	Burrell Road/Bridge Street - Arm C - A137 Vernon St	Approach	May-17	MCC	No	70018-7000	70018	70009	518	502	0.698	Yes	Yes	433	421	0.584	Yes	Yes	65	64	0.086	20	17	0.698
2312	Calibration	AOI	2	Burrell Road/Bridge Street - Arm C - A137 Vernon St	Exit	May-17	MCC	No	70009-7001	70009	70018	462	465	0.156	Yes	Yes	381	392	0.516	Yes	Yes	58	58	0.065	23	16	1.427
2313	Calibration	AOI	2	Burrell Road/Bridge Street - Arm D - Burrell Rd	Approach	May-17	MCC	No	0213-3021	30213	30214	425	422	0.168	Yes	Yes	378	378	0.043	Yes	Yes	41	39	0.299	6	4	1.045

ID	Calibration / Validation	Area	Ref	Site Location	Dir	Date	Data Type	Duplicate?	Ref	A-Node	B-Node	Interpeak																	
												ALL VEHICLES					CAR					LGV			HGV		
												Observed	Modelled	GEH	GEH Pass?	Flow Pass?	Observed	Modelled	GEH	GEH Pass?	Flow Pass?	Observed	Modelled	GEH	Observed	Modelled	GEH
2314	Calibration	AOI	2	Burrell Road/Bridge Street - Arm D - Burrell Rd	Exit	May-17	MCC	No	30214-3021	30214	30213	420	415	0.274	Yes	Yes	376	371	0.234	Yes	Yes	37	37	0.096	7	6	0.191
2315	Calibration	AOI	3	Stoke Street/Burrell Road - Arm A - Burrell Rd W	Approach	May-17	MCC	No	30429-3021	30429	30213	182	180	0.166	Yes	Yes	161	161	0.008	Yes	Yes	18	18	0.046	3	1	1.489
2316	Calibration	AOI	3	Stoke Street/Burrell Road - Arm A - Burrell Rd W	Exit	May-17	MCC	No	30213-3042	30213	30429	263	257	0.359	Yes	Yes	236	231	0.308	Yes	Yes	24	23	0.219	3	3	0.018
2319	Calibration	AOI	3	Stoke Street/Burrell Road - Arm C - Stoke Street	Approach	May-17	MCC	No	30212-3021	30212	30213	251	254	0.191	Yes	Yes	223	226	0.175	Yes	Yes	24	24	0.037	3	4	0.121
2320	Calibration	AOI	3	Stoke Street/Burrell Road - Arm C - Stoke Street	Exit	May-17	MCC	No	30213-3021	30213	30212	167	169	0.155	Yes	Yes	147	148	0.118	Yes	Yes	17	17	0.174	4	4	0.078
2321	Calibration	AOI	4	Wherstead Road/Hawes Street - Arm A - Hawes Street	Approach	May-17	MCC	No	70051-3021	70051	30217	511	512	0.070	Yes	Yes	422	425	0.137	Yes	Yes	66	68	0.246	23	19	0.713
2322	Calibration	AOI	4	Wherstead Road/Hawes Street - Arm A - Hawes Street	Exit	May-17	MCC	No	30217-7005	30217	70051	493	488	0.203	Yes	Yes	411	405	0.264	Yes	Yes	62	62	0.023	20	20	0.144
2323	Calibration	AOI	4	Wherstead Road/Hawes Street - Arm B - Virginia Street	Exit	May-17	MCC	No	30217-7004	30217	70048	17	17	0.083	Yes	Yes	16	16	0.033	Yes	Yes	1	1	0.171	0	0	0.108
2324	Calibration	AOI	4	Wherstead Road/Hawes Street - Arm B - Virginia Street	Approach	May-17	MCC	No	70048-3021	70048	30217	15	15	0.039	Yes	Yes	14	14	0.071	Yes	Yes	1	1	0.130	0	0	0.710
2325	Calibration	AOI	4	Wherstead Road/Hawes Street - Arm C - Rapier Street	Approach	May-17	MCC	No	30786-3021	30786	30217	66	65	0.054	Yes	Yes	44	44	0.016	Yes	Yes	16	16	0.066	5	5	0.026
2326	Calibration	AOI	4	Wherstead Road/Hawes Street - Arm C - Rapier Street	Exit	May-17	MCC	No	30217-3078	30217	30786	64	74	1.226	Yes	Yes	43	53	1.476	Yes	Yes	16	16	0.004	5	5	0.013
2327	Calibration	AOI	4	herstead Road/Hawes Street - Arm D - A137 Wherstead Ro	Approach	May-17	MCC	No	30218-3021	30218	30217	516	517	0.071	Yes	Yes	427	429	0.082	Yes	Yes	66	66	0.049	22	23	0.068
2328	Calibration	AOI	4	herstead Road/Hawes Street - Arm D - A137 Wherstead Ro	Exit	May-17	MCC	No	30217-3021	30217	30218	535	532	0.111	Yes	Yes	440	438	0.101	Yes	Yes	70	70	0.049	25	24	0.173
2329	Calibration	AOI	4	Wherstead Road/Hawes Street - Arm E - Wherstead Road	Approach	May-17	MCC	No	70047-3021	70047	30217	59	60	0.118	Yes	Yes	52	50	0.217	Yes	Yes	7	7	0.040	0	3	2.020
2330	Calibration	AOI	4	Wherstead Road/Hawes Street - Arm E - Wherstead Road	Exit	May-17	MCC	No	30217-7004	30217	70047	60	60	0.011	Yes	Yes	50	50	0.037	Yes	Yes	9	9	0.112	0	1	0.020
2331	Calibration	Lowestoft		Waveney Drive / Riverside Road / Durban Road - Riverside F	Approach	Jul-17	MCC	No	10259-4010	10259	4010	82	56	3.104	Yes	Yes	73	47	3.357	Yes	Yes	9	9	0.056	0	0	0.361
2332	Calibration	Lowestoft		Waveney Drive / Riverside Road / Durban Road - Riverside F	Exit	Jul-17	MCC	No	4010-10259	4010	10259	69	69	0.030	Yes	Yes	60	60	0.035	Yes	Yes	8	8	0.053	1	1	0.132
2335	Calibration	Lowestoft		Waveney Drive / Riverside Road / Durban Road - Durban Ro	Approach	Jul-17	MCC	No	6402-4010	6402	4010	39	37	0.208	Yes	Yes	36	36	0.004	Yes	Yes	3	2	0.892	0	0	0.295
2336	Calibration	Lowestoft		Waveney Drive / Riverside Road / Durban Road - Durban Ro	Exit	Jul-17	MCC	No	4010-6402	4010	6402	36	37	0.260	Yes	Yes	32	35	0.545	Yes	Yes	4	2	1.214	0	0	0.991
2372	Calibration	AOI	8	Ipswich A137	SB	Jan-16	ATC	No	30062-3034	30062	30347	273	293	1.211	Yes	Yes	208	224	1.139	Yes	Yes	43	48	0.641	22	21	0.153
2373	Calibration	AOI	60	Claydon Bramford Road	WB	Jan-16	ATC	No	50017-5002	50017	50026	515	444	3.239	Yes	Yes	334	336	0.093	Yes	Yes	67	67	0.013	113	41	8.282
2374	Validation	AOI	155	Kesgrave A12	SB	Jan-16	ATC	No	30107-3010	30107	30106	1185	1230	1.303	Yes	Yes	913	943	0.991	Yes	Yes	185	197	0.812	86	90	0.412
2375	Calibration	AOI	156	Ipswich A1156	WB	Jan-16	ATC	No	30100-3025	30100	30259	437	428	0.409	Yes	Yes	356	356	0.029	Yes	Yes	59	60	0.188	22	12	2.532
2376	Calibration	AOI	11	JTC 11_A-Out	0	Jan-16	MCC	No	30796-3004	30796	30048	1019	1021	0.077	Yes	Yes	807	809	0.098	Yes	Yes	126	126	0.061	85	86	0.040
2377	Calibration	AOI	11	JTC 11_C-Out	0	Jan-16	MCC	No	30798-5004	30798	50041	1499	1594	2.414	Yes	Yes	1044	1132	2.671	Yes	Yes	236	241	0.362	219	220	0.081
2378	Calibration	AOI	12	JTC 12_A-Out	0	Jan-16	MCC	No	30026-3002	30026	30025	183	181	0.127	Yes	Yes	122	124	0.164	Yes	Yes	43	43	0.037	18	14	0.946
2379	Calibration	AOI	12	JTC 12_D-Out	0	Jan-16	MCC	No	30026-3013	30026	30134	204	208	0.240	Yes	Yes	160	160	0.033	Yes	Yes	42	42	0.099	3	6	1.588
2380	Calibration	AOI	13	JTC 13_A-Out	0	Jan-16	MCC	No	50016-5001	50016	50013	161	161	0.024	Yes	Yes	95	95	0.016	Yes	Yes	34	34	0.037	31	32	0.121
2381	Calibration	AOI	13	JTC 13_B-Out	0	Jan-16	MCC	No	50014-5000	50014	50006	392	399	0.358	Yes	Yes	309	310	0.026	Yes	Yes	73	73	0.042	10	17	1.706
2382	Calibration	AOI	13	JTC 13_C-Out	0	Jan-16	MCC	No	50015-5001	50015	50019	559	556	0.166	Yes	Yes	395	396	0.048	Yes	Yes	96	96	0.038	68	64	0.556
2383	Calibration	AOI	13	JTC 13_D-Out	0	Jan-16	MCC	No	50018-3050	50018	30505	75	81	0.599	Yes	Yes	56	69	1.579	Yes	Yes	13	9	1.390	6	3	1.178
2384	Calibration	AOI	14	JTC 14_C-Out	0	Jan-16	MCC	No	30010-3051	30010	30511	489	490	0.039	Yes	Yes	444	445	0.054	Yes	Yes	45	45	0.045	0	0	0.067
2385	Calibration	AOI	14	JTC 14_D-Out	0	Jan-16	MCC	No	30010-3001	30010	30013	348	345	0.195	Yes	Yes	264	262	0.127	Yes	Yes	70	69	0.085	15	14	0.232
2386	Calibration	AOI	27	JTC 27_A-Out	0	Jan-16	MCC	No	5757-3145	5757	3145	653	643	0.406	Yes	Yes	448	451	0.104	Yes	Yes	98	85	1.316	107	107	0.006
2387	Calibration	AOI	27	JTC 27_B-Out	0	Jan-16	MCC	No	5756-5753	5756	5753	568	565	0.109	Yes	Yes	386	389	0.145	Yes	Yes	86	81	0.618	95	96	0.021
2388	Calibration	AOI	27	JTC 27_C-Out	0	Jan-16	MCC	No	5755-5760	5755	5760	332	313	1.045	Yes	Yes	257	258	0.077	Yes	Yes	48	48	0.057	27	7	4.936
2389	Calibration	AOI	M026	Brightwell	NB	Jan-16	ATC	No	30107-3010	30107	30108	1300	1304	0.124	Yes	Yes	1020	1015	0.142	Yes	Yes	207	206	0.059	73	83	1.113
2390	Validation	AOI	M079	Outside Asda Superstore	SB	Jan-16	ATC	No	30010-3011	30010	30119	902	879	0.780	Yes	Yes	776	704	2.629	Yes	Yes	76	131	5.408	50	43	0.988
2391	Calibration	AOI	Jn 58	A14 / A12 Junc. - A12 Exit	NB	13/10/2016	MCC	No	30772-3010	30772	30105	1321	1314	0.204	Yes	Yes	1050	1042	0.243	Yes	Yes	175	174	0.083	96	98	0.157
2392	Calibration	AOI	Jn 58	A14 / A12 Junc. - Unknown Road Exit	NB	13/10/2016	MCC	No	30044-3035	30044	30356	23	21	0.359	Yes	Yes	18	18	0.003	Yes	Yes	5	3	0.884	0	0	0.018
2393	Calibration	AOI	Jn 58	A14 / A12 Junc. - A14 EB Exit	EB	13/10/2016	MCC	No	30097-3010	30097	30101	401	382	0.968	Yes	Yes	340	335	0.272	Yes	Yes	41	27	2.466	19	19	0.061
2394	Calibration	AOI	Jn 58	A14 / A12 Junc. - A14 WB Exit	WB	13/10/2016	MCC	No	85010-3009	85010	30092	942	873	2.309	Yes	Yes	704	633	2.749	Yes	Yes	139	151	1.023	99	88	1.116
2395	Calibration	AOI	0	JTC 12_B-Out	0	Jan-16	MCC	No	30029-3002	30029	30028	278	273	0.279	Yes	Yes	187	186	0.087	Yes	Yes	68	67	0.204	22	20	0.383
2396	Calibration	AOI	0	JTC 11_B-Out	0	Jan-16	MCC	No	30799-3004	30799	30049	1031	990	1.285	Yes	Yes	701	662	1.516	Yes	Yes	138	137	0.081	191	191	0.023
2397	Calibration	AOI	0	JTC 10_B-Out	0	Jan-16	MCC	No	30061-3006	30061	30063	360	353	0.399	Yes	Yes	279	276	0.174	Yes	Yes	58	58	0.055	23	19	0.920
2398	Calibration	AOI	0	Jn 43 A14 - Nacton Road to A14 EB Merge J57	0	Jan-16	MCC	No	30079-3008	30079	30081	374	364	0.540	Yes	Yes	276	276	0.009	Yes	Yes	55	47	1.093	44	41	0.420
2399	Calibration	AOI	0	Jn 44 A14 - Nacton Road to A14 WB Merge J57	0	Jan-16	MCC	No	30080-3007	30080	30076	555	561	0.280	Yes	Yes	410	406	0.159	Yes	Yes	102	112	0.970	43	42	0.033
2400	Calibration	AOI	0	JTC 10_D-Out	0	Jan-16	MC	No	30062-3006	30062	30060	289	272	1.015	Yes	Yes	202	202	0.030	Yes	Yes	47	47	0.060	40	23	3.018
2401	Calibration	AOI	0	JTC 11_D-Out	0	Jan-16	MCC	No	30795-3004	30795	30041	797	795	0.049	Yes	Yes	521	521	0.017	Yes	Yes	137	137	0.053	138	138	0.031
2402	Calibration	AOI	0	JTC 14_E-Out	0	Jan-16	MCC	No	30010-3000	30010	30008	601	603	0.067	Yes	Yes	470	467	0.127	Yes	Yes	103	107	0.432	29	29	0.006
2403	Calibration	AOI	21	4139-021 Suffolk. Newbourne Road East of A12. Eastboun	EB	Jan-17	ATC	No	30611-3061	30611	30613	221	295	4.594	Yes	Yes	185	239	3.713	Yes	Yes	25	41	2.750	11	15	1.079
2404	Calibration	AOI	26	14139-026 Suffolk. Nacton Road South of A14. Southbound	SB	Jan-17	ATC	No	30080-3026	30080	30260	66	165	9.276	No	Yes	60	140	8.080	No	Yes	6	18	3.634	0	7	3.349
2405	Validation	AOI	33	uffolk. Sproughton Road East of A14 West of Farthing Roa	EB	Jan-17	ATC	No	30029-3073	30029	30739	418	314	5.439	No	No	348	210	8.264	No	No	59	68	1.163	11	36	5.089
2406	Validation	AOI	56	Foxhall Road[60M]West Of A12	WB	Jan-17	ATC	No	30609-3028	30609	30280	387	142	15.059	No	No	360	122	15.373	No	No	22	14	1.969	5	7	0.868
2407	Validation	AOI	84	A137	NB	Jan-17	ATC	No	30061-3022	30061	30221	587	616	1.160	Yes	Yes	513	498	0.664	Yes	Yes	54	84	3.525	19	33	2.743
2408	Validation	AOI	86	Nacton Road	NB	Jan-17	ATC	No	30078-3077	30078	30778	1048	1093	1.368	Yes	Yes	930	858	2.416	Yes	Yes	82	145	5.980	37	90	6.710
2409	Calibration	AOI	87 A	The Havens	NB	Jan-17	ATC	No	30079-3066	30079	30663	382	382	0.001	Yes	Yes	293	293	0.001	Yes	Yes	54	54	0.013	35	35	0.021
3264	Validation	AOI	Site 1	Gracechurch Street, Debenham, just west of Low Road	EB	Nov-18	ATC	No	3902-3922	3902	3922	62	63	0.105	Yes	Yes	35	48	1.981	Yes	Yes	27	9	4.145	1	6	3.038
3265	Validation	AOI	Site 1	Gracechurch Street Debenham, just west of Low Road	WB	Nov-18	ATC	No	3922-3902	3922	3902	64	65	0.086	Yes	Yes	42	50	1.226	Yes	Yes	22	9	3.387	1	6	2.999
3268	Validation	AOI	Site 5	B1078, just west of Ashbocking Green	EB	Nov-18	deo link cou	No	3147-3149	3147	3149	167	120	3.968	Yes	Yes	129	92	3.498	Yes	Yes	35	19	3.076	3	8	2.131
3269	Validation	AOI	Site 5	B1078, just west of Ashbocking Green	WB	Nov-18	deo link cou	No	3149-3147	3149	3147	177	111	5.463	No	Yes	134	85	4.694	Yes	Yes	39	19	3.755	4	8	1.531
3270	Validation	AOI	Site 6	Lower Rd, between Henley Rd and Westerfield	EB	Nov-18	ATC	No	30343-3052	30343	30527	116	135	1.733	Yes	Yes	69	113	4.623	Yes	Yes	46	19	4.802	1	3	1.784
3271	Validation	AOI	Site 6	Lower Rd, between Henley Rd and Westerfield	WB	Nov-18	ATC	No	30527-3034	30527	30343	138	121	1.495	Yes	Yes	89	104	1.517	Yes	Yes	49	15	6.055	1	3	1.583
3272	Validation	AOI	1	A140/A1120 - Pains Hill Arm A approach	Entry SB	Nov-18	MCC	No	3907-3202	3907	3202	413	496	3.855	Yes	Yes	270	341	4.069	Yes	Yes	101	72	3.137	42	83	5.093
3273	Validation	AOI	1	A140/A1120 - Pains Hill Arm A exit	Exit NB	Nov-18	MCC	No	3202-3907	3202	3907	416	492	3.556	Yes	Yes	282	341	3.379	Yes	Yes	94	61	3.726	40	89	6.087
3274	Validation	AOI	1	A140/A1120 - Stowmarket Road Arm B approach	Entry WB	Nov-18	MCC	No	3903-3202	3903	3202	190	237	3.201	Yes	Yes	146	175	2.273	Yes	Yes	35	35	0.009	8	26	4.345
3275	Validation	AOI	1	A140/A1120 - Stowmarket Road Arm B exit	Exit EB	Nov-18	MCC	No	3202-3903	3202	3903	194	220	1.801	Yes	Yes	151	160	0.686	Yes	Yes	33	32	0.169	9	28	4.257

ID	Calibration / Validation	Area	Ref	Site Location	Dir	Date	Data Type	Duplicate?	Ref	A-Node	B-Node
3	Calibration		2	Glemsford Low St	NB	Jan-16	ATC	No	3725-3315	3725	3315
4	Calibration		2	Glemsford Low St	SB	Jan-16	ATC	No	3315-3725	3315	3725
5	Calibration	AOI	3	Hadleigh A1071 Ipswich Road	EB	Jan-16	ATC	No	3129-3692	3129	3692
6	Calibration	AOI	3	Hadleigh A1071 Ipswich Road	WB	Jan-16	ATC	No	3692-3129	3692	3129
7	Calibration	AOI	4	Hadleigh B1070 Benton Street	NB	Jan-16	ATC	No	3685-1327	3685	1327
8	Calibration	AOI	4	Hadleigh B1070 Benton Street	SB	Jan-16	ATC	No	1327-3685	1327	3685
9	Calibration		5	Hadleigh A1141	NB	Jan-16	ATC	No	3130-5838	3130	5838
10	Calibration		5	Hadleigh A1141	SB	Jan-16	ATC	No	5838-3130	5838	3130
11	Calibration	AOI	6	Hadleigh A1071	NB	Jan-16	ATC	No	3701-3130	3701	3130
12	Calibration	AOI	6	Hadleigh A1071	SB	Jan-16	ATC	No	3130-3701	3130	3701
13	Calibration		7	East Bergholt B1068	EB	Jan-16	ATC	No	3127-3114	3127	3114
14	Calibration		7	East Bergholt B1068	WB	Jan-16	ATC	No	3114-3127	3114	3127
15	Calibration	AOI	8	Ipswich A137	NB	Jan-16	ATC	No	0347-3006	30347	30062
17	Calibration	AOI	9	Ipswich A1071	EB	Jan-16	ATC	No	5641-50034	5641	50034
18	Calibration	AOI	9	Ipswich A1071	WB	Jan-16	ATC	No	50034-5641	50034	5641
19	Calibration		10	Lavenham A1141 Bury Road	NB	Jan-16	ATC	No	3709-3707	3709	3707
20	Calibration		10	Lavenham A1141 Bury Road	SB	Jan-16	ATC	No	3707-3709	3707	3709
21	Calibration		11	Long Melford A1092 High Street	NB	Jan-16	ATC	No	2792-2793	2792	2793
22	Calibration		11	Long Melford A1092 High Street	SB	Jan-16	ATC	No	2793-2792	2793	2792
25	Calibration		13	Long Melford A1092 Windmill Hill	EB	Jan-16	ATC	No	2792-3314	2792	3314
26	Calibration		13	Long Melford A1092 Windmill Hill	WB	Jan-16	ATC	No	3314-2792	3314	2792
27	Validation	AOI	14	Brantham A137	NB	Jan-16	ATC	No	5853-3104	5853	3104
28	Validation	AOI	14	Brantham A137	SB	Jan-16	ATC	No	3104-5853	3104	5853
29	Calibration	AOI	15	Brantham Bergholt Road	EB	Jan-16	ATC	No	3675-3104	3675	3104
30	Calibration	AOI	15	Brantham Bergholt Road	WB	Jan-16	ATC	No	3104-3675	3104	3675
31	Calibration		16	Nayland A134 Horkesley Road	NB	Jan-16	ATC	No	5661-1305	5661	1305
32	Calibration		16	Nayland A134 Horkesley Road	SB	Jan-16	ATC	No	1305-5661	1305	5661
33	Calibration		17	Alpheton A134	NB	Jan-16	ATC	No	2793-5931	2793	5931
34	Calibration		17	Alpheton A134	SB	Jan-16	ATC	No	5931-2793	5931	2793
35	Calibration	Sudbury	18	Sudbury A134	NB	Jan-16	ATC	No	2789-5829	2789	5829
36	Calibration	Sudbury	18	Sudbury A134	SB	Jan-16	ATC	No	5829-2789	5829	2789
37	Calibration	Sudbury	19	Sudbury B1064	NB	Jan-16	ATC	No	2762-2790	2762	2790
38	Calibration	Sudbury	19	Sudbury B1064	SB	Jan-16	ATC	No	2790-2762	2790	2762
39	Calibration	Sudbury	20	Sudbury Waldingfield Road	EB	Jan-16	ATC	No	3536-3545	3536	3545
40	Calibration	Sudbury	20	Sudbury Waldingfield Road	WB	Jan-16	ATC	No	3545-3536	3545	3536
41	Calibration	Sudbury	21	Sudbury A134	EB	Jan-16	ATC	No	2783-3503	2783	3503
42	Calibration	Sudbury	21	Sudbury A134	WB	Jan-16	ATC	No	3503-2783	3503	2783
43	Calibration	Sudbury	22	Sudbury B1508 Bures Road	NB	Jan-16	ATC	No	2786-2636	2786	2636
44	Calibration	Sudbury	22	Sudbury B1508 Bures Road	SB	Jan-16	ATC	No	2636-2786	2636	2786
45	Calibration	Sudbury	23	Sudbury A131 Ballingdon Street	EB	Jan-16	ATC	No	3540-2785	3540	2785
46	Calibration	Sudbury	23	Sudbury A131 Ballingdon Street	WB	Jan-16	ATC	No	2785-3540	2785	3540
47	Calibration	Sudbury	24	Sudbury A134	EB	Jan-16	ATC	No	3531-3529	3531	3529
48	Calibration	Sudbury	24	Sudbury A134	WB	Jan-16	ATC	No	3529-3531	3529	3531
49	Calibration	Sudbury	25	Sudbury A134 Northern Road	NB	Jan-16	ATC	No	2780-3526	2780	3526
50	Calibration	Sudbury	25	Sudbury A134 Northern Road	SB	Jan-16	ATC	No	3526-2780	3526	2780
51	Calibration	Sudbury	26	Sudbury B1115 Waldingfield Road	EB	Jan-16	ATC	No	2774-2773	2774	2773
52	Calibration	Sudbury	26	Sudbury B1115 Waldingfield Road	WB	Jan-16	ATC	No	2773-2774	2773	2774
54	Calibration	Sudbury	27	Sudbury A131 Girling Street	SB	Jan-16	ATC	No	2731-2686	2731	2686
56	Calibration	Sudbury	28	Sudbury A131 Gainsborough Street	WB	Jan-16	ATC	No	2708-2707	2708	2707
57	Calibration	Sudbury	29	Sudbury A131	NB	Jan-16	ATC	No	2717-2718	2717	2718
59	Calibration	Sudbury	30	Sudbury Newton Road	EB	Jan-16	ATC	No	2675-2672	2675	2672
60	Calibration	Sudbury	30	Sudbury Newton Road	WB	Jan-16	ATC	No	2672-2675	2672	2675
61	Calibration	Sudbury	31	Sudbury Gt.Cornard	NB	Jan-16	ATC	No	2673-2676	2673	2676
62	Calibration	Sudbury	31	Sudbury Gt.Cornard	SB	Jan-16	ATC	No	2676-2673	2676	2673
63	Calibration	Sudbury	32	Sudbury A131 Melford Road	NB	Jan-16	ATC	No	2756-3537	2756	3537
64	Calibration	Sudbury	32	Sudbury A131 Melford Road	SB	Jan-16	ATC	No	3537-2756	3537	2756
65	Calibration	Sudbury	33	Sudbury Friars Street	EB	Jan-16	ATC	No	2701-2700	2701	2700
66	Calibration	Sudbury	33	Sudbury Friars Street	WB	Jan-16	ATC	No	2700-2701	2700	2701
67	Calibration		34	Mildenhall A11	EB	Jan-16	ATC	No	5790-3785	5790	3785
68	Calibration		34	Mildenhall A11	WB	Jan-16	ATC	No	3785-5790	3785	5790
69	Calibration		35	Mildenhall A1101 Mildenhall Road	EB	Jan-16	ATC	No	3277-3278	3277	3278
70	Calibration		35	Mildenhall A1101 Mildenhall Road	WB	Jan-16	ATC	No	3278-3277	3278	3277
71	Calibration		36	Mildenhall A11 London Road	EB	Jan-16	ATC	No	3277-5622	3277	5622
72	Calibration		36	Mildenhall A11 London Road	WB	Jan-16	ATC	No	5622-3277	5622	3277
73	Calibration		37	Mildenhall A1065	NB	Jan-16	ATC	No	3277-3276	3277	3276
74	Calibration		37	Mildenhall A1065	SB	Jan-16	ATC	No	3276-3277	3276	3277
75	Calibration		38	Mildenhall A1101	NB	Jan-16	ATC	No	3277-3810	3277	3810
76	Calibration		38	Mildenhall A1101	SB	Jan-16	ATC	No	3810-3277	3810	3277
77	Validation		39	Brandon A1065 Brandon Road	NB	Jan-16	ATC	No	3275-3959	3275	3959
78	Validation		39	Brandon A1065 Brandon Road	SB	Jan-16	ATC	No	3959-3275	3959	3275
79	Calibration		40	Lakenheath Station Road	NB	Jan-16	ATC	No	3957-5862	3957	5862
80	Calibration		40	Lakenheath Station Road	SB	Jan-16	ATC	No	5862-3957	5862	3957
81	Calibration	Newmarket	41	Newmarket A142 Fordham Road	NB	Jan-16	ATC	No	2501-2518	2501	2518
82	Calibration	Newmarket	41	Newmarket A142 Fordham Road	SB	Jan-16	ATC	No	2518-2501	2518	2501
83	Calibration	Newmarket	42	Newmarket A142 Fordham Road	NB	Jan-16	ATC	No	2490-2506	2490	2506
84	Calibration	Newmarket	42	Newmarket A142 Fordham Road	SB	Jan-16	ATC	No	2506-2490	2506	2490
85	Calibration	Newmarket	43	Newmarket A1304 Bury Road	NB	Jan-16	ATC	No	2447-2534	2447	2534
86	Calibration	Newmarket	43	Newmarket A1304 Bury Road	SB	Jan-16	ATC	No	2534-2447	2534	2447
87	Calibration	Newmarket	44	Newmarket Fred Archer Way	NB	Jan-16	ATC	No	2451-2450	2451	2450
88	Calibration	Newmarket	44	Newmarket Fred Archer Way	SB	Jan-16	ATC	No	2450-2451	2450	2451
89	Calibration	Newmarket	45	Newmarket Old Station Road	EB	Jan-16	ATC	No	2446-2478	2446	2478
90	Calibration	Newmarket	45	Newmarket Old Station Road	WB	Jan-16	ATC	No	2478-2446	2478	2446
91	Calibration	Newmarket	46	Newmarket A1304 Barbara Stradbroke Avenue	EB	Jan-16	ATC	No	2437-2438	2437	2438
92	Calibration	Newmarket	46	Newmarket A1304 Barbara Stradbroke Avenue	WB	Jan-16	ATC	No	2438-2437	2438	2437
93	Calibration	Newmarket	47	Newmarket Exning Road	NB	Jan-16	ATC	No	2485-2514	2485	2514
94	Calibration	Newmarket	47	Newmarket Exning Road	SB	Jan-16	ATC	No	2514-2485	2514	2485
95	Calibration	Newmarket	48	Newmarket Ashley Road	EB	Jan-16	ATC	No	2478-2479	2478	2479
96	Calibration	Newmarket	48	Newmarket Ashley Road	WB	Jan-16	ATC	No	2479-2478	2479	2478

PM Peak															
ALL VEHICLES					CAR					LGV			HGV		
Observed	Modelled	GEH	GEH Pass?	Flow Pass?	Observed	Modelled	GEH	GEH Pass?	Flow Pass?	Observed	Modelled	GEH	Observed	Modelled	GEH
33	50	2.596	Yes	Yes	29.14622	43	2.364	Yes	Yes	3.666281	5	0.844	0.395833	1	0.810
74	74	0.011	Yes	Yes	65.76868	66	0.027	Yes	Yes	8.272991	8	0.096	0.291667	0	0.237
475	477	0.101	Yes	Yes	396.5366	401	0.238	Yes	Yes	49.88004	50	0.065	28.75	26	0.577
484	484	0.012	Yes	Yes	417.2258	418	0.048	Yes	Yes	52.48251	52	0.085	14.04167	14	0.029
218	221	0.234	Yes	Yes	190.681	192	0.069	Yes	Yes	23.98562	24	0.001	2.833333	5	1.249
209	209	0.020	Yes	Yes	182.5386	183	0.034	Yes	Yes	22.96139	23	0.006	3.625	3	0.104
354	204	8.987	No	No	311.3001	167	9.329	No	No	39.1582	25	2.557	3.541667	12	3.077
272	191	5.326	No	Yes	235.4644	172	4.443	Yes	Yes	29.61889	13	3.590	6.666667	6	0.403
353	335	0.956	Yes	Yes	307.562	308	0.050	Yes	Yes	38.68799	19	3.705	6.708333	8	0.461
269	352	4.670	Yes	Yes	222.6586	293	4.398	Yes	Yes	28.00806	48	3.260	18.66667	10	2.227
116	211	7.474	No	Yes	101.1883	153	4.599	Yes	Yes	12.72839	52	6.858	1.583333	6	2.382
149	173	1.875	Yes	Yes	129.7978	169	3.214	Yes	Yes	16.32717	2	4.966	2.791667	2	0.442
426	484	2.693	Yes	Yes	368.9634	435	3.315	Yes	Yes	46.41162	40	0.916	10.83333	8	0.983
514	585	3.044	Yes	Yes	438.4702	504	2.998	Yes	Yes	55.15483	54	0.215	20	28	1.608
599	722	4.821	Yes	No	520.6348	646	5.204	No	No	65.49025	62	0.375	12.375	14	0.325
82	82	0.069	Yes	Yes	68.65554	69	0.008	Yes	Yes	8.636127	9	0.123	4.375	5	0.092
136	139	0.301	Yes	Yes	115.8447	116	0.056	Yes	Yes	14.57201	15	0.135	5.333333	8	0.939
111	108	0.286	Yes	Yes	95.85868	89	0.731	Yes	Yes	12.05799	11	0.348	3.083333	8	2.187
160	62	8.285	No	Yes	138.4214	45	9.821	No	Yes	17.41192	13	1.003	3.791667	4	0.073
389	379	0.532	Yes	Yes	334.9502	334	0.032	Yes	Yes	42.13313	40	0.319	12.04167	4	2.725
453	481	1.333	Yes	Yes	394.6491	407	0.597	Yes	Yes	49.6426	67	2.216	8.333333	8	0.010
625	612	0.525	Yes	Yes	545.3952	554	0.386	Yes	Yes	68.60484	45	3.133	10.79167	12	0.445
757	712	1.651	Yes	Yes	663.9416	623	1.597	Yes	Yes	83.51671	78	0.631	9.5	11	0.451
249	296	2.865	Yes	Yes	217.292	257	2.580	Yes	Yes	27.33299	36	1.480	4.041667	3	0.399
166	161	0.423	Yes	Yes	143.9361	139	0.385	Yes	Yes	18.10561	17	0.220	4.083333	4	0.053
511	578	2.835	Yes	Yes	446.4646	504	2.652	Yes	Yes	56.16043	64	1.014	8.75	9	0.155
417	490	3.440	Yes	Yes	357.0828	421	3.239	Yes	Yes	44.91717	53	1.210	15	16	0.230
357	481	6.089	No	No	305.1193	409	5.505	No	Yes	38.38072	54	2.279	13	18	1.293
520	542	0.959	Yes	Yes	447.908	467	0.879	Yes	Yes	56.342	63	0.839	15.625	12	0.849
343	359	0.818	Yes	Yes	295.8048	305	0.533	Yes	Yes	37.20906	40	0.457	10.20833	13	0.940
453	470	0.761	Yes	Yes	390.3188	408	0.886	Yes	Yes	49.0979	49	0.086	13.83333	13	0.206
657	587	2.831	Yes	Yes	574.1898	524	2.131	Yes	Yes	72.22689	62	1.198	10.83333	0	4.655
476	422	2.566	Yes	Yes	413.2656	350	3.224	Yes	Yes	51.98437	69	2.237	10.625	2	3.515
372	253	6.709	No	No	326.0675	215	6.780	No	No	41.01579	34	1.207	4.666667	5	0.116
315	348	1.818	Yes	Yes	274.4741	301	1.573	Yes	Yes	34.52589	40	0.958	5.625	6	0.221
590	707	4.604	Yes	No	507.4218	613	4.456	Yes	No	63.8282	84	2.295	18.75	11	2.054
490	485	0.232	Yes	Yes	425.1462	398	1.317	Yes	Yes	53.47881	70	2.068	11.625	17	1.419
249	135	8.242	No	No	218.9575	121	7.549	No	Yes	27.5425	12	3.620	2.583333	3	0.101
203	135	5.253	No	Yes	178.2083	119	4.850	Yes	Yes	22.41669	14	1.892	2.791667	2	0.735
712	760	1.769	Yes	Yes	618.8992	665	1.817	Yes	Yes	77.85085	69	1.023	15.5	26	2.349
638	750	4.242	Yes	No	559.1633	631	2.933	Yes	Yes	70.33672	98	3.042	8.75	21	3.185
738	730	0.289	Yes	Yes	635.6652	636	0.026	Yes	Yes	79.95983	79	0.137	22.25	15	1.679
784	779	0.177	Yes	Yes	685.6301	686	0.008	Yes	Yes	86.24488	86	0.026	11.875	7	1.604
569	569	0.009	Yes	Yes	499.2794	499	0.013	Yes	Yes	62.80397	63	0.021	7.041667	7	0.031
527	524	0.141	Yes	Yes	453.9038	451	0.143	Yes	Yes	57.09621	57	0.005	16	16	0.039
440	444	0.203	Yes	Yes	388.8383	387	0.110	Yes	Yes	48.91167	49	0.000	2.25	9	2.751
480	476	0.218	Yes	Yes	423.5547	424	0.028	Yes	Yes	53.27862	47	0.836	3.5	4	0.301
930	899	1.019	Yes	Yes	788.854	784	0.186	Yes	Yes	99.22934	90	0.973	41.66667	26	2.782
884	967	2.735	Yes	Yes	757.5796	868	3.867	Yes	Yes	95.29536	95	0.029	30.75	4	6.428
881	880	0.049	Yes	Yes	759.2821	757	0.088	Yes	Yes	95.50952	96	0.060	26.33333	27	0.074
466	447	0.912	Yes	Yes	404.2719	389	0.747	Yes	Yes	50.85306	51	0.013	11.20833	7	1.513
378	379	0.057	Yes	Yes	330.805	331	0.023	Yes	Yes	41.6117	42	0.083	5.666667	6	0.065
387	335	2.770	Yes	Yes	340.909	304	2.055	Yes	Yes	42.88268	29	2.395	3.541667	2	0.841
671	625	1.809	Yes	Yes	587.6618	577	0.436	Yes	Yes	73.92153	44	3.941	9.125	4	2.078
612	608	0.122	Yes	Yes	532.1452	532	0.014	Yes	Yes	66.93814	63	0.451	12.41667	13	0.082
599	599	0.008	Yes	Yes	524.891	525	0.006	Yes	Yes	66.02564	66	0.008	8.208333	8	0.002
257	299	2.482	Yes	Yes	222.5846	282	3.766	Yes	Yes	27.99874	13	3.240	6.791667	3	1.679
315	268	2.757	Yes	Yes	277.8051	201	4.945	Yes	Yes	34.94489	46	1.707	2.375	21	5.446
2049	2113	1.410	Yes	Yes	1742.888	1806	1.490	Yes	Yes	219.2366	219	0.013	86.875	89	0.186
1265	1347	2.286	Yes	Yes	1050.929	1117	2.016	Yes	Yes	132.1956	132	0.014	81.375	98	1.732
131	132	0.074	Yes	Yes	111.4403	113	0.138	Yes	Yes	14.01799	14	0.003	5.875	5	0.266
179	183	0.285	Yes	Yes	155.3355	157	0.099	Yes	Yes	19.53953	20	0.097	4.125	6	0.948
1496	1524	0.719	Yes	Yes	1272.552	1291	0.519	Yes	Yes	160.0733	147	1.067	63.375	86	2.616
941	1136	6.059	No	No	775.9001	923	5.047	No	No	97.59988	114	1.614	67.25	99	3.461
513	488	1.123	Yes	Yes	440.5798	411	1.415	Yes	Yes	55.42019	74	2.302	17.125	3	4.582
431	280	7.996	No	No	369.1854	239	7.437	No	No	46.43955	38	1.300	15.25	3	4.199
657	674	0.688	Yes	Yes	571.2659	589	0.726	Yes	Yes	71.8591	72	0.008	13.375	14	0.054
524	531	0.308	Yes	Yes	458.6782	465	0.308	Yes	Yes	57.69678	58	0.036	7.25	7	0.065
526	406	5.599	No	No	448.6852	347	5.092	No	No	56.43977	57	0.044	21.25	2	5.799
329	223	6.342	No	No	280.1368	190	5.895	No	Yes	35.23819	31	0.801	13.125	3	3.686
326	320	0.362	Yes	Yes	282.6165	284	0.073	Yes	Yes	35.55012	36	0.077	8.208333	0	4.052
184	178	0.424	Yes	Yes	158.9626	159	0.003	Yes	Yes	19.99578	20	0.105	5.208333	0	3.227
1007	1004	0.097	Yes	Yes	849.9593	850	0.009	Yes	Yes	106.9157	105	0.165	50.375	49	0.160
810	825	0.539	Yes	Yes	688.739	705	0.633	Yes	Yes	86.63595	85	0.141	34.625	35	0.000
1126	1426	8.420	No	No	987.6405	1263	8.209	No	No	124.2345	135	0.964	13.75	28	3.148
761	814	1.883	Yes	Yes	663.9786	695	1.182	Yes	Yes	83.52136	104	2.132	13.25	15	0.369
600	725	4.858	Yes	No	525.1871	618	3.884	Yes	Yes	66.06288	92	2.925	9	15	1.782
567	597	1.250	Yes	Yes	495.5783	490	0.260	Yes	Yes	62.33841	105	4.643	9.291667	3	2.645
387	393	0.347	Yes	Yes	339.0584	346	0.379	Yes	Yes	42.6499	43	0.011	4.833333	5	0.109
523	526	0.150	Yes	Yes	458.3451	462	0.189	Yes	Yes	57.65488	58	0.043	7	6	0.378
338	196	8.659	No	No	297.7356	179	7.678	No	No	37.45193	17	3.972	2.8125	1	1.783
412	261	8.241	No	No	361.7647	238	7.164	No	No	45.50611	23	3.933	4.9375	1	2.506
908	1152	7.614	No	No	790.8526	1025	7.762	No	No	99.48074	89	1.124	17.25	39	4.042
404	330	3.855	Yes	Yes	350.5134	265	4.878	Yes	Yes	44.09081	62	2.519	9.645833	3	2.678
409	303	5.592	No	No	358.1932	286	4.020	Yes	Yes	45.05684	15	5.542	5.666667	3	1.516
549	281	13.166	No	No	482.7724	265	11.262	No	No	60.72757	15	7.442	5.916667	1	2.525
333	94	16.385	No	No	291.8323	82	15.319	No	No	36.70936	9	5.688	4.5	2	1.465
156	102	4.771	Yes	Yes	136.0527	92	4.156	Yes	Yes	17.11396	10	1.868	3.25	0	2.256

ID	Calibration / Validation	Area	Ref	Site Location	Dir	Date	Data Type	Duplicate?	Ref	A-Node	B-Node
97	Calibration		49	Moulton Kennett Road or Moulton Road	NB	Jan-16	ATC	No	3777-3311	3777	3311
98	Calibration		49	Moulton Kennett Road or Moulton Road	SB	Jan-16	ATC	No	3311-3777	3311	3777
99	Calibration		50	RAF Mildenhall A1101 Mildenhall Drove	NB	Jan-16	ATC	No	1304-5863	1304	5863
100	Calibration		50	RAF Mildenhall A1101 Mildenhall Drove	SB	Jan-16	ATC	No	5863-1304	5863	1304
101	Calibration	AOI	51	Debenham B1077 Aspall Road	NB	Jan-16	ATC	No	3923-5913	3923	5913
102	Calibration	AOI	51	Debenham B1077 Aspall Road	SB	Jan-16	ATC	No	5913-3923	5913	3923
103	Calibration	AOI	52	Earl Stonham A1120	EB	Jan-16	ATC	No	2381-3203	2381	3203
104	Calibration	AOI	52	Earl Stonham A1120	WB	Jan-16	ATC	No	3203-2381	3203	2381
105	Calibration	AOI	53	Eye B1077	EB	Jan-16	ATC	No	3929-3207	3929	3207
106	Calibration	AOI	53	Eye B1077	WB	Jan-16	ATC	No	3207-3929	3207	3929
107	Calibration	AOI	54	Eye Yaxley Road	EB	Jan-16	ATC	No	3204-3205	3204	3205
108	Calibration	AOI	54	Eye Yaxley Road	WB	Jan-16	ATC	No	3205-3204	3205	3204
109	Calibration	AOI	55	Eye B1117 Hoxne Road	EB	Jan-16	ATC	No	3206-1007	3206	1007
110	Calibration	AOI	55	Eye B1117 Hoxne Road	WB	Jan-16	ATC	No	1007-3206	1007	3206
111	Calibration	AOI	56	Eye Cranley Green Road	NB	Jan-16	ATC	No	3926-3206	3926	3206
112	Calibration	AOI	56	Eye Cranley Green Road	SB	Jan-16	ATC	No	3206-3926	3206	3926
113	Calibration	AOI	57	Helmingham B1077	NB	Jan-16	ATC	No	3326-3920	3326	3920
114	Calibration	AOI	57	Helmingham B1077	SB	Jan-16	ATC	No	3920-3326	3920	3326
115	Calibration		58	Harleston B1116 Harleston Road	NB	Jan-16	ATC	No	3244-4629	3244	4629
116	Calibration		58	Harleston B1116 Harleston Road	SB	Jan-16	ATC	No	4629-3244	4629	3244
117	Calibration	AOI	59	Claydon Bramford Road	NB	Jan-16	ATC	No	0027-5002	50027	50025
118	Calibration	AOI	59	Claydon Bramford Road	SB	Jan-16	ATC	No	0026-5002	50026	50027
119	Calibration	AOI	60	Claydon Bramford Road	EB	Jan-16	ATC	No	0025-5001	50025	50016
121	Calibration		61	Stanton Street A1088	NB	Jan-16	ATC	No	5917-3914	5917	3914
122	Calibration		61	Stanton Street A1088	SB	Jan-16	ATC	No	3914-5917	3914	5917
123	Calibration		62	Brockford Street A140 The Street	NB	Jan-16	ATC	No	3905-1302	3905	1302
124	Calibration		62	Brockford Street A140 The Street	SB	Jan-16	ATC	No	1302-3905	1302	3905
125	Calibration	AOI	63	Earl Stonham A140	NB	Jan-16	ATC	No	3145-3203	3145	3203
126	Calibration	AOI	63	Earl Stonham A140	SB	Jan-16	ATC	No	3203-3146	3203	3146
127	Calibration	AOI	64	Coddenham B1078 High Street	EB	Jan-16	ATC	No	3146-3147	3146	3147
128	Calibration	AOI	64	Coddenham B1078 High Street	WB	Jan-16	ATC	No	3147-3146	3147	3146
129	Calibration	AOI	65	Needham Market Barking Road	EB	Jan-16	ATC	No	3138-3720	3138	3720
130	Calibration	AOI	65	Needham Market Barking Road	WB	Jan-16	ATC	No	3720-3138	3720	3138
131	Calibration	AOI	66	Needham Market Lower Street	NB	Jan-16	ATC	No	3695-3139	3695	3139
132	Calibration	AOI	66	Needham Market Lower Street	SB	Jan-16	ATC	No	3139-3695	3139	3695
133	Calibration	AOI	67	Stuston A143 Old Bury Road	EB	Jan-16	ATC	No	3935-3248	3935	3248
134	Calibration	AOI	67	Stuston A143 Old Bury Road	WB	Jan-16	ATC	No	3248-3935	3248	3935
135	Validation	AOI	68	East End A1120	EB	Jan-16	ATC	No	3903-3201	3903	3201
136	Validation	AOI	68	East End A1120	WB	Jan-16	ATC	No	3201-3903	3201	3903
137	Calibration		69	Redgrave B1113	NB	Jan-16	ATC	No	80390-5810	80390	5810
138	Calibration		69	Redgrave B1113	SB	Jan-16	ATC	No	5810-80390	5810	80390
139	Calibration	AOI	70	Stowmarket Stowmarket Road	EB	Jan-16	ATC	No	2383-3716	2383	3716
140	Calibration	AOI	70	Stowmarket Stowmarket Road	WB	Jan-16	ATC	No	3716-2383	3716	2383
141	Calibration	AOI	71	Stowmarket A1120	NB	Jan-16	ATC	No	2414-2380	2414	2380
142	Calibration	AOI	71	Stowmarket A1120	SB	Jan-16	ATC	No	2380-2414	2380	2414
143	Calibration	AOI	72	Stowmarket B1115	EB	Jan-16	ATC	No	80380-2380	80380	2380
144	Calibration	AOI	72	Stowmarket B1115	WB	Jan-16	ATC	No	2380-80380	2380	80380
145	Calibration	AOI	73	Stowmarket Newton Road	NB	Jan-16	ATC	No	2375-2382	2375	2382
146	Calibration	AOI	73	Stowmarket Newton Road	SB	Jan-16	ATC	No	2382-2375	2382	2375
147	Calibration	Stowmarket	74	Stowmarket B1115 Finborough Rd	EB	Jan-16	ATC	No	2350-2349	2350	2349
148	Calibration	Stowmarket	74	Stowmarket B1115 Finborough Rd	WB	Jan-16	ATC	No	2349-2350	2349	2350
149	Calibration	AOI	75	Stowmarket A1120	NB	Jan-16	ATC	No	2386-2391	2386	2391
150	Calibration	AOI	75	Stowmarket A1120	SB	Jan-16	ATC	No	2391-2387	2391	2387
151	Calibration	AOI	76	Stowmarket A1308 Needham Rd	NB	Jan-16	ATC	No	2390-2318	2390	2318
152	Calibration	AOI	76	Stowmarket A1308 Needham Rd	SB	Jan-16	ATC	No	2318-2390	2318	2390
155	Calibration	AOI	78	Stowmarket A1038 Bury Road	NB	Jan-16	ATC	No	2340-3494	2340	3494
156	Calibration	AOI	78	Stowmarket A1038 Bury Road	SB	Jan-16	ATC	No	3494-2340	3494	2340
157	Calibration	AOI	79	Stowmarket Stowupland Road	NB	Jan-16	ATC	No	5852-2377	5852	2377
158	Calibration	AOI	79	Stowmarket Stowupland Road	SB	Jan-16	ATC	No	2377-5852	2377	5852
159	Calibration	AOI	80	Stowmarket B1115 Finborough Road	EB	Jan-16	ATC	No	2346-2434	2346	2434
160	Calibration	AOI	80	Stowmarket B1115 Finborough Road	WB	Jan-16	ATC	No	2434-2346	2434	2346
161	Calibration		81	Stradbroke B1117 Laxfield Rd	EB	Jan-16	ATC	No	3210-3317	3210	3317
162	Calibration		81	Stradbroke B1117 Laxfield Rd	WB	Jan-16	ATC	No	3317-3210	3317	3210
163	Calibration		82	Beyton Thurston Rd	NB	Jan-16	ATC	No	3879-3878	3879	3878
164	Calibration		82	Beyton Thurston Rd	SB	Jan-16	ATC	No	3878-3879	3878	3879
165	Calibration		83	Woolpit Unnamed Road	NB	Jan-16	ATC	No	3838-3837	3838	3837
166	Calibration		83	Woolpit Unnamed Road	SB	Jan-16	ATC	No	3837-3838	3837	3838
167	Calibration		84	Barningham B1111 Stanton Rd	NB	Jan-16	ATC	No	3263-3865	3263	3865
168	Calibration		84	Barningham B1111 Stanton Rd	SB	Jan-16	ATC	No	3865-3263	3865	3263
169	Calibration	ury St. Edmun	85	Bury St Edmunds A134 Sicklesmere Road	NB	Jan-16	ATC	No	2132-2111	2132	2111
170	Calibration	ury St. Edmun	85	Bury St Edmunds A134 Sicklesmere Road	SB	Jan-16	ATC	No	2111-2132	2111	2132
171	Calibration	ury St. Edmun	86	Bury St Edmunds A143 Horringer Road	NB	Jan-16	ATC	No	2144-2143	2144	2143
172	Calibration	ury St. Edmun	86	Bury St Edmunds A143 Horringer Road	SB	Jan-16	ATC	No	2143-2144	2143	2144
175	Calibration	ury St. Edmun	88	Bury St Edmunds A1302 Cullum Road	NB	Jan-16	ATC	No	2112-1320	2112	1320
176	Calibration	ury St. Edmun	88	Bury St Edmunds A1302 Cullum Road	SB	Jan-16	ATC	No	1320-2112	1320	2112
181	Validation	ury St. Edmun	91	Bury St Edmunds A1302 Newmarket Road	NB	Jan-16	ATC	No	2159-1308	2159	1308
182	Validation	ury St. Edmun	91	Bury St Edmunds A1302 Newmarket Road	SB	Jan-16	ATC	No	1308-2159	1308	2159
183	Calibration	ury St. Edmun	92	Bury St Edmunds Fornham Lane	NB	Jan-16	ATC	No	3849-2199	3849	2199
184	Calibration	ury St. Edmun	92	Bury St Edmunds Fornham Lane	SB	Jan-16	ATC	No	2199-3849	2199	3849
185	Calibration	ury St. Edmun	93	Bury St Edmunds Tut Hill	NB	Jan-16	ATC	No	2198-2232	2198	2232
186	Calibration	ury St. Edmun	93	Bury St Edmunds Tut Hill	SB	Jan-16	ATC	No	2232-2198	2232	2198
187	Calibration	ury St. Edmun	94	Bury St Edmunds Westley Road	EB	Jan-16	ATC	No	2180-2155	2180	2155
188	Calibration	ury St. Edmun	94	Bury St Edmunds Westley Road	WB	Jan-16	ATC	No	2155-2180	2155	2180
189	Calibration	ury St. Edmun	95	Bury St Edmunds A1101	NB	Jan-16	ATC	No	3381-2217	3381	2217
190	Calibration	ury St. Edmun	95	Bury St Edmunds A1101	SB	Jan-16	ATC	No	2217-3381	2217	3381
191	Calibration	ury St. Edmun	96	Bury St Edmunds B1106 Thetford Road	NEB	Jan-16	ATC	No	2220-2235	2220	2235
192	Calibration	ury St. Edmun	96	Bury St Edmunds B1106 Thetford Road	SWB	Jan-16	ATC	No	2235-2220	2235	2220
193	Calibration	ury St. Edmun	97	Bury St Edmunds Mildenhall Road	NB	Jan-16	ATC	No	2230-2232	2230	2232

PM Peak															
ALL VEHICLES					CAR					LGV			HGV		
Observed	Modelled	GEH	GEH Pass?	Flow Pass?	Observed	Modelled	GEH	GEH Pass?	Flow Pass?	Observed	Modelled	GEH	Observed	Modelled	GEH
98	144	4.184	Yes	Yes	83.45997	121	3.723	Yes	Yes	10.49837	19	2.129	3.666667	4	0.089
91	93	0.181	Yes	Yes	78.72255	80	0.122	Yes	Yes	9.902449	11	0.261	2.333333	2	0.127
186	186	0.027	Yes	Yes	160.8871	162	0.060	Yes	Yes	20.23787	20	0.058	4.541667	4	0.065
117	118	0.116	Yes	Yes	100.0779	100	0.022	Yes	Yes	12.58873	13	0.115	4.041667	5	0.499
89	123	3.298	Yes	Yes	76.24281	106	3.102	Yes	Yes	9.590524	16	1.765	3.5	2	1.183
107	134	2.418	Yes	Yes	93.71204	117	2.266	Yes	Yes	11.78796	12	0.125	1.916667	5	1.568
162	261	6.767	No	Yes	117.1585	219	7.844	No	No	14.73728	18	0.802	30.5	24	1.241
193	203	0.691	Yes	Yes	164.1996	173	0.682	Yes	Yes	20.65454	21	0.089	8.5	9	0.160
276	240	2.253	Yes	Yes	242.3115	201	2.806	Yes	Yes	30.48018	35	0.817	3.375	4	0.447
192	192	0.022	Yes	Yes	163.774	164	0.010	Yes	Yes	20.601	21	0.066	7.5	7	0.043
81	81	0.026	Yes	Yes	69.35082	69	0.072	Yes	Yes	8.723586	9	0.090	3.419643	4	0.052
93	113	1.957	Yes	Yes	77.43615	99	2.268	Yes	Yes	9.740634	10	0.124	5.5625	4	0.854
123	123	0.011	Yes	Yes	105.5926	106	0.016	Yes	Yes	13.28241	13	0.081	3.958333	4	0.001
81	106	2.525	Yes	Yes	68.69255	91	2.466	Yes	Yes	8.640783	11	0.810	4.041667	4	0.071
182	183	0.097	Yes	Yes	158.4444	160	0.134	Yes	Yes	19.9306	20	0.018	3.708333	3	0.245
203	199	0.242	Yes	Yes	174.4332	174	0.046	Yes	Yes	21.94182	19	0.611	6.125	6	0.024
179	179	0.004	Yes	Yes	154.7803	155	0.032	Yes	Yes	19.4697	19	0.100	5.0625	5	0.042
139	137	0.168	Yes	Yes	121.3593	120	0.121	Yes	Yes	15.26569	15	0.141	2.666667	3	0.063
243	290	2.914	Yes	Yes	205.8556	239	2.236	Yes	Yes	25.89442	31	0.975	10.75	20	2.304
261	289	1.671	Yes	Yes	223.806	255	2.017	Yes	Yes	28.15238	23	0.932	9.375	11	0.397
415	292	6.519	No	No	358.7113	255	5.917	No	No	45.12202	29	2.612	10.66667	8	0.968
401	439	1.842	Yes	Yes	343.6848	388	2.295	Yes	Yes	43.23185	44	0.109	14.08333	7	2.096
885	905	0.693	Yes	Yes	753.1753	778	0.881	Yes	Yes	94.74134	94	0.057	36.75	34	0.523
422	426	0.172	Yes	Yes	363.5042	370	0.353	Yes	Yes	45.72492	46	0.010	13.125	10	0.929
313	313	0.011	Yes	Yes	270.7101	271	0.010	Yes	Yes	34.05241	34	0.023	7.8	8	0.057
700	666	1.315	Yes	Yes	586.2554	558	1.180	Yes	Yes	73.74461	66	0.884	39.91667	41	0.197
589	592	0.158	Yes	Yes	488.176	485	0.144	Yes	Yes	61.40729	66	0.606	39	41	0.346
831	823	0.276	Yes	Yes	698.1769	688	0.404	Yes	Yes	87.82313	88	0.047	45.25	48	0.332
664	693	1.109	Yes	Yes	543.9517	532	0.532	Yes	Yes	68.42327	110	4.385	52	52	0.025
162	250	6.117	No	Yes	141.6784	217	5.618	No	Yes	17.82162	21	0.618	2.5	12	3.611
173	195	1.609	Yes	Yes	148.5995	146	0.186	Yes	Yes	18.69221	42	4.224	5.583333	6	0.330
242	248	0.392	Yes	Yes	209.9638	223	0.901	Yes	Yes	26.41119	25	0.349	5.375	0	3.271
280	326	2.662	Yes	Yes	245.8275	283	2.293	Yes	Yes	30.92246	40	1.483	3.25	3	0.134
289	287	0.127	Yes	Yes	250.9351	249	0.134	Yes	Yes	31.56493	31	0.017	6.875	7	0.024
270	270	0.001	Yes	Yes	235.7235	235	0.023	Yes	Yes	29.65148	30	0.067	4.375	4	0.013
318	243	4.460	Yes	Yes	261.9274	195	4.463	Yes	Yes	32.94764	33	0.051	22.625	15	1.733
269	264	0.312	Yes	Yes	214.8493	208	0.475	Yes	Yes	27.02573	37	1.722	27.25	19	1.640
149	223	5.414	No	Yes	126.7999	191	5.089	No	Yes	15.95007	24	1.875	6.625	8	0.495
192	182	0.708	Yes	Yes	164.1996	155	0.731	Yes	Yes	20.65454	22	0.323	6.875	5	0.797
98	62	4.044	Yes	Yes	83.16388	53	3.610	Yes	Yes	10.46112	4	2.513	4.375	5	0.175
110	47	7.102	No	Yes	94.74835	42	6.391	No	Yes	11.91832	5	2.517	3.583333	1	2.022
456	444	0.544	Yes	Yes	394.464	394	0.024	Yes	Yes	49.61932	50	0.051	11.41667	0	4.778
427	420	0.327	Yes	Yes	371.6652	373	0.067	Yes	Yes	46.75148	47	0.047	8.333333	0	4.082
514	498	0.715	Yes	Yes	449.3514	429	0.951	Yes	Yes	56.52357	56	0.071	8.125	13	1.365
397	400	0.158	Yes	Yes	347.9781	351	0.150	Yes	Yes	43.7719	44	0.018	4.875	5	0.108
323	327	0.222	Yes	Yes	281.7283	283	0.058	Yes	Yes	35.43838	30	0.867	5.833333	14	2.552
333	367	1.866	Yes	Yes	288.4643	316	1.568	Yes	Yes	36.2857	46	1.467	7.833333	6	0.653
186	383	11.662	No	No	158.8515	327	10.783	No	No	19.98181	48	4.770	7.416667	8	0.339
112	369	16.578	No	No	95.71063	309	14.973	No	No	12.03937	51	6.909	4.416667	10	2.104
117	193	6.147	No	Yes	99.04163	170	6.149	No	Yes	12.45837	18	1.420	5.375	5	0.153
156	239	5.954	No	Yes	136.904	207	5.330	No	Yes	17.22104	29	2.457	1.5	3	1.252
783	771	0.395	Yes	Yes	675.9702	665	0.416	Yes	Yes	85.02977	85	0.012	21.5	21	0.076
722	715	0.259	Yes	Yes	626.3384	618	0.327	Yes	Yes	78.78662	80	0.133	16.625	17	0.010
732	566	6.517	No	No	634.6437	500	5.632	No	No	79.83134	53	3.302	17.0875	12	1.282
861	542	12.049	No	No	746.7354	467	11.362	No	No	93.93127	63	3.489	20.8125	12	2.068
549	605	2.334	Yes	Yes	479.3304	540	2.669	Yes	Yes	60.2946	59	0.159	9.25	6	1.067
743	541	7.967	No	No	648.8411	472	7.449	No	No	81.61722	55	3.162	12.375	13	0.196
164	165	0.093	Yes	Yes	144.7503	144	0.057	Yes	Yes	18.20803	18	0.089	0.875	3	1.596
144	158	1.072	Yes	Yes	124.9864	136	0.935	Yes	Yes	15.72194	18	0.651	3.666667	3	0.100
226	264	2.415	Yes	Yes	198.0092	236	2.558	Yes	Yes	24.90743	25	0.007	3.416667	4	0.068
513	503	0.408	Yes	Yes	451.5351	453	0.071	Yes	Yes	56.79825	46	1.500	4.291667	4	0.027
102	100	0.192	Yes	Yes	85.93971	86	0.019	Yes	Yes	10.81029	11	0.051	5.625	4	0.891
95	92	0.366	Yes	Yes	81.38735	81	0.041	Yes	Yes	10.23765	10	0.075	3.5	1	2.054
221	220	0.036	Yes	Yes	192.9572	193	0.004	Yes	Yes	24.27194	24	0.049	3.6875	3	0.183
229	232	0.239	Yes	Yes	200.1374	202	0.129	Yes	Yes	25.17513	25	0.027	3.25	5	0.941
306	307	0.013	Yes	Yes	267.9232	268	0.003	Yes	Yes	33.70185	34	0.050	4.833333	5	0.001
341	340	0.043	Yes	Yes	296.4957	296	0.038	Yes	Yes	37.29597	37	0.047	6.833333	7	0.057
268	321	3.066	Yes	Yes	232.8737	273	2.533	Yes	Yes	29.293	32	0.423	6.166667	16	2.993
140	226	6.333	No	Yes	122.3586	196	5.866	No	Yes	15.39139	23	1.816	2.25	6	1.775
769	843	2.604	Yes	Yes	668.0869	726	2.193	Yes	Yes	84.03813	86	0.252	17	31	2.806
434	966	20.143	No	No	369.4815	820	18.482	No	No	46.4768	120	8.091	17.58333	26	1.775
370	480	5.333	No	No	320.923	420	5.167	No	Yes	40.36866	51	1.527	9.083333	9	0.069
258	603	16.643	No	No	224.5462	544	16.313	No	No	28.24549	56	4.213	5.083333	3	0.876
397	362	1.773	Yes	Yes	344.7951	329	0.848	Yes	Yes	43.37152	31	2.080	8.666667	2	2.690
347	338	0.482	Yes	Yes	301.0481	302	0.058	Yes	Yes	37.8686	31	1.149	7.75	5	1.279
750	606	5.510	No	No	655.4661	570	3.434	Yes	Yes	82.45058	30	6.937	11.66667	5	2.173
554	622	2.838	Yes	Yes	484.5119	565	3.497	Yes	Yes	60.94639	54	0.922	8.083333	4	1.755
365	352	0.681	Yes	Yes	317.3699	304	0.787	Yes	Yes	39.92172	38	0.277	7.625	10	0.903
434	430	0.189	Yes	Yes	377.4389	372	0.299	Yes	Yes	47.47775	47	0.115	9.083333	12	0.818
611	413	8.753	No	No	531.405	351	8.602	No	No	66.84502	34	4.686	12.25	28	3.542
581	524	2.458	Yes	Yes	510.1976	445	2.966	Yes	Yes	64.17737	61	0.380	7	17	2.903
327	383	2.970	Yes	Yes	289.9077	346	3.148	Yes	Yes	36.46727	32	0.746	0.375	5	2.661
330	208	7.472	No	No	293.0167	185	6.983	No	No	36.85834	22	2.733	0.5	1	0.289
658	648	0.409	Yes	Yes	573.3755	562	0.481	Yes	Yes	72.12447	71	0.180	12.5	15	0.682
767	788	0.776	Yes	Yes	666.0513	688	0.838	Yes	Yes	83.78208	83	0.064	16.79167	17	0.102
688	641	1.814	Yes	Yes	602.1887	544	2.426	Yes	Yes	75.74885	79	0.406	9.645833	17	2.110
333	608	12.660	No	No	289.5191	540	12.314	No	No	36.41839	62	3.690	7.270833	5	0.863
283	116	11.875	No	No	246.1791	92	11.818	No	No	30.96669	14	3.476	6.020833	9	0.985

ID	Calibration / Validation	Area	Ref	Site Location	Dir	Date	Data Type	Duplicate?	Ref	A-Node	B-Node
194	Calibration	ury St. Edmund	97	Bury St Edmunds Mildenhall Road	SB	Jan-16	ATC	No	2232-2230	2232	2230
195	Calibration	ury St. Edmund	98	Bury St Edmunds A134	NB	Jan-16	ATC	No	2250-3815	2250	3815
196	Calibration	ury St. Edmund	98	Bury St Edmunds A134	SB	Jan-16	ATC	No	3815-2250	3815	2250
197	Validation	ury St. Edmund	99	Bury St Edmunds B1106 Barton Bottom	EB	Jan-16	ATC	No	2250-2259	2250	2259
198	Validation	ury St. Edmund	99	Bury St Edmunds B1106 Barton Bottom	WB	Jan-16	ATC	No	2259-2250	2259	2250
199	Calibration	ury St. Edmund	100	Bury St Edmunds A134 Compiegne Way	NB	Jan-16	ATC	No	2087-2234	2087	2234
200	Calibration	ury St. Edmund	100	Bury St Edmunds A134 Compiegne Way	SB	Jan-16	ATC	No	2234-2087	2234	2087
201	Validation	ury St. Edmund	101	Bury St Edmunds A143	NB	Jan-16	ATC	No	5919-3852	5919	3852
202	Validation	ury St. Edmund	101	Bury St Edmunds A143	SB	Jan-16	ATC	No	3852-5919	3852	5919
203	Calibration	ury St. Edmund	102	Bury St Edmunds Mount Road	EB	Jan-16	ATC	No	2282-2284	2282	2284
204	Calibration	ury St. Edmund	102	Bury St Edmunds Mount Road	WB	Jan-16	ATC	No	2284-2282	2284	2282
205	Calibration	ury St. Edmund	103	Horninger Poulters Lane	NEB	Jan-16	ATC	No	5638-1011	5638	1011
206	Calibration	ury St. Edmund	103	Horninger Poulters Lane	SWB	Jan-16	ATC	No	1011-5638	1011	5638
207	Calibration	ury St. Edmund	104	Bury St Edmunds Unnamed Road	NB	Jan-16	ATC	No	4004-2284	4004	2284
208	Calibration	ury St. Edmund	104	Bury St Edmunds Unnamed Road	SB	Jan-16	ATC	No	2284-4004	2284	4004
209	Calibration	ury St. Edmund	105	Bury St Edmunds Hardwick Lane	EB	Jan-16	ATC	No	1319-2137	1319	2137
210	Calibration	ury St. Edmund	105	Bury St Edmunds Hardwick Lane	WB	Jan-16	ATC	No	2137-1319	2137	1319
211	Calibration	ury St. Edmund	106	Bury St Edmunds Hospital Road	EB	Jan-16	ATC	No	2177-2178	2177	2178
212	Calibration	ury St. Edmund	106	Bury St Edmunds Hospital Road	WB	Jan-16	ATC	No	2178-2177	2178	2177
213	Validation	ury St. Edmund	107	Bury St Edmunds Flemyng Road	NB	Jan-16	ATC	No	2150-2151	2150	2151
214	Validation	ury St. Edmund	107	Bury St Edmunds Flemyng Road	SB	Jan-16	ATC	No	2151-2150	2151	2150
215	Calibration	ury St. Edmund	108	Bury St Edmunds A1302 Tayfen Road	EB	Jan-16	ATC	No	2076-2078	2076	2078
216	Calibration	ury St. Edmund	108	Bury St Edmunds A1302 Tayfen Road	WB	Jan-16	ATC	No	2078-2076	2078	2076
217	Calibration	ury St. Edmund	109	Bury St Edmunds Mustow Street	EB	Jan-16	ATC	No	3860-3399	3860	3399
218	Calibration	ury St. Edmund	109	Bury St Edmunds Mustow Street	WB	Jan-16	ATC	No	3399-3860	3399	3860
221	Calibration	ury St. Edmund	111	Bury St Edmunds Hollow Road	NB	Jan-16	ATC	No	1358-3427	1358	3427
222	Calibration	ury St. Edmund	111	Bury St Edmunds Hollow Road	SB	Jan-16	ATC	No	3427-1358	3427	1358
223	Calibration	ury St. Edmund	112	Bury St Edmunds Orttewell Road	NB	Jan-16	ATC	No	2297-2271	2297	2271
224	Calibration	ury St. Edmund	112	Bury St Edmunds Orttewell Road	SB	Jan-16	ATC	No	2271-2297	2271	2297
225	Calibration		113	Clare A1092 Cavendish Road	EB	Jan-16	ATC	No	3308-3731	3308	3731
226	Calibration		113	Clare A1092 Cavendish Road	WB	Jan-16	ATC	No	3731-3308	3731	3308
231	Validation		116	Thetford A1088	NB	Jan-16	ATC	No	5921-3265	5921	3265
232	Validation		116	Thetford A1088	SB	Jan-16	ATC	No	3265-5921	3265	5921
235	Calibration		118	Great Bradley B1061	NB	Jan-16	ATC	No	3743-2481	3743	2481
236	Calibration		118	Great Bradley B1061	SB	Jan-16	ATC	No	2481-3743	2481	3743
237	Calibration		119	Kedington B1061 Haverhill Road	NB	Jan-16	ATC	No	3740-2625	3740	2625
238	Calibration		119	Kedington B1061 Haverhill Road	SB	Jan-16	ATC	No	2625-3740	2625	3740
239	Calibration	Haverhill	120	Haverhill A143 Haverhill Rd	EB	Jan-16	ATC	No	2584-2625	2584	2625
240	Calibration	Haverhill	120	Haverhill A143 Haverhill Rd	WB	Jan-16	ATC	No	2625-2584	2625	2584
241	Calibration	Haverhill	121	Haverhill A143 Ehringshausen Way	NB	Jan-16	ATC	No	2573-2572	2573	2572
242	Calibration	Haverhill	121	Haverhill A143 Ehringshausen Way	SB	Jan-16	ATC	No	2572-2573	2572	2573
243	Validation	Haverhill	122	Haverhill A1017	EB	Jan-16	ATC	No	2541-2540	2541	2540
244	Validation	Haverhill	122	Haverhill A1017	WB	Jan-16	ATC	No	2540-2541	2540	2541
245	Calibration	Haverhill	123	Haverhill A1017	NB	Jan-16	ATC	No	2556-2612	2556	2612
246	Calibration	Haverhill	123	Haverhill A1017	SB	Jan-16	ATC	No	2612-2556	2612	2556
247	Calibration	Haverhill	124	Haverhill Queens Street	NB	Jan-16	ATC	No	2603-2628	2603	2628
248	Calibration	Haverhill	124	Haverhill Queens Street	SB	Jan-16	ATC	No	2628-2603	2628	2603
249	Calibration	Haverhill	125	Haverhill A1307 Withersfield	EB	Jan-16	ATC	No	2592-2591	2592	2591
250	Calibration	Haverhill	125	Haverhill A1307 Withersfield	WB	Jan-16	ATC	No	2591-2592	2591	2592
251	Calibration	Haverhill	126	Haverhill A1307	EB	Jan-16	ATC	No	2611-2605	2611	2605
252	Calibration	Haverhill	126	Haverhill A1307	WB	Jan-16	ATC	No	2605-2611	2605	2611
253	Calibration	Haverhill	127	Haverhill A143 Rowley Hill	EB	Jan-16	ATC	No	3621-2540	3621	2540
254	Calibration	Haverhill	127	Haverhill A143 Rowley Hill	WB	Jan-16	ATC	No	2540-3621	2540	3621
255	Validation	Haverhill	128	Haverhill A1307	EB	Jan-16	ATC	No	2630-2612	2630	2612
256	Validation	Haverhill	128	Haverhill A1307	WB	Jan-16	ATC	No	2612-2630	2612	2630
257	Calibration	Haverhill	129	Wixoe A1092	NB	Jan-16	ATC	No	3307-3308	3307	3308
258	Calibration	Haverhill	129	Wixoe A1092	SB	Jan-16	ATC	No	3308-3307	3308	3307
259	Calibration	Haverhill	130	Haverhill Bumpstead Road	NB	Jan-16	ATC	No	2543-2544	2543	2544
260	Calibration	Haverhill	130	Haverhill Bumpstead Road	SB	Jan-16	ATC	No	2544-2543	2544	2543
261	Calibration	Haverhill	131	Haverhill Burton End	EB	Jan-16	ATC	No	2558-2559	2558	2559
262	Calibration	Haverhill	131	Haverhill Burton End	WB	Jan-16	ATC	No	2559-2558	2559	2558
263	Calibration		132	Hundon Folly Road	NB	Jan-16	ATC	No	3733-3735	3733	3735
264	Calibration		132	Hundon Folly Road	SB	Jan-16	ATC	No	3735-3733	3735	3733
265	Calibration		133	Ixworth A143	NB	Jan-16	ATC	No	3325-3264	3325	3264
266	Calibration		133	Ixworth A143	SB	Jan-16	ATC	No	3264-3325	3264	3325
267	Calibration		134	Wickhambrook B1063	NB	Jan-16	ATC	No	3774-5938	3774	5938
268	Calibration		134	Wickhambrook B1063	SB	Jan-16	ATC	No	5938-3774	5938	3774
269	Validation		135	Stanton A143 Bury Rd	EB	Jan-16	ATC	No	3875-3867	3875	3867
270	Validation		135	Stanton A143 Bury Rd	WB	Jan-16	ATC	No	3867-3875	3867	3875
271	Calibration	SEGWay	136	Aldeburgh Aldeburgh Road	EB	Jan-16	ATC	No	3190-3189	3190	3189
272	Calibration	SEGWay	136	Aldeburgh Aldeburgh Road	WB	Jan-16	ATC	No	3189-3190	3189	3190
273	Calibration		137	Blythburgh A12 Station Rd	NB	Jan-16	ATC	No	3224-3328	3224	3328
274	Calibration		137	Blythburgh A12 Station Rd	SB	Jan-16	ATC	No	3328-3224	3328	3224
275	Calibration	AOI	138	Earl Soham A1120 Mill Hill	EB	Jan-16	ATC	No	3200-5845	3200	5845
276	Calibration	AOI	138	Earl Soham A1120 Mill Hill	WB	Jan-16	ATC	No	5845-3200	5845	3200
277	Calibration	Felixstowe	139	Felixstowe A154 Candlet Road	NB	Jan-16	ATC	No	80409-2913	80409	2913
278	Calibration	Felixstowe	139	Felixstowe A154 Candlet Road	SB	Jan-16	ATC	No	2913-80409	2913	80409
279	Calibration	Felixstowe	140	Felixstowe A154 Walton Avenue	EB	Jan-16	ATC	No	3551-5859	3551	5859
280	Calibration	Felixstowe	140	Felixstowe A154 Walton Avenue	WB	Jan-16	ATC	No	5859-3551	5859	3551
281	Calibration	Felixstowe	141	Felixstowe A1021 Beatrice Ave	NB	Jan-16	ATC	No	2911-2912	2911	2912
282	Calibration	Felixstowe	141	Felixstowe A1021 Beatrice Ave	SB	Jan-16	ATC	No	2912-2911	2912	2911
283	Calibration	Felixstowe	142	Felixstowe A154 Garrison Lane	NB	Jan-16	ATC	No	2921-2919	2921	2919
284	Calibration	Felixstowe	142	Felixstowe A154 Garrison Lane	SB	Jan-16	ATC	No	2919-2921	2919	2921
285	Validation	Felixstowe	143	Felixstowe A154 Trinity Avenue	NB	Jan-16	ATC	No	2899-2892	2899	2892
286	Validation	Felixstowe	143	Felixstowe A154 Trinity Avenue	SB	Jan-16	ATC	No	2892-2899	2892	2899
287	Calibration	Felixstowe	144	Felixstowe A154 Walton Avenue	EB	Jan-16	ATC	No	2899-2870	2899	2870
288	Calibration	Felixstowe	144	Felixstowe A154 Walton Avenue	WB	Jan-16	ATC	No	2870-2899	2870	2899
289	Calibration	Felixstowe	145	Felixstowe Langer Road	NB	Jan-16	ATC	No	2863-2865	2863	2865

PM Peak															
ALL VEHICLES					CAR					LGV			HGV		
Observed	Modelled	GEH	GEH Pass?	Flow Pass?	Observed	Modelled	GEH	GEH Pass?	Flow Pass?	Observed	Modelled	GEH	Observed	Modelled	GEH
423	284	7.377	No	No	362.9861	252	6.304	No	No	45.65974	21	4.364	14.52083	11	0.852
729	850	4.309	Yes	No	620.4536	731	4.255	Yes	No	78.04638	78	0.044	30.375	40	1.689
503	805	11.807	No	No	424.591	692	11.309	No	No	53.40898	80	3.276	25.125	33	1.486
336	186	9.284	No	No	292.3653	146	9.893	No	No	36.7764	17	3.876	7.15	24	4.190
141	101	3.691	Yes	Yes	121.7886	88	3.329	Yes	Yes	15.3197	9	1.881	4.2875	4	0.007
1080	1078	0.038	Yes	Yes	895.705	921	0.852	Yes	Yes	112.67	104	0.808	71.125	53	2.351
931	1063	4.184	Yes	Yes	767.1285	890	4.257	Yes	No	96.4965	122	2.454	67	51	2.094
923	1130	6.473	No	No	790.0013	955	5.577	No	No	99.37366	140	3.673	33.125	36	0.422
474	734	10.555	No	No	394.501	609	9.559	No	No	49.62398	86	4.391	30.25	39	1.563
489	219	14.375	No	No	426.9597	190	13.513	No	No	53.70694	28	4.044	8.5	1	3.334
281	169	7.447	No	No	244.7542	140	7.513	No	No	30.78745	27	0.749	5.25	2	1.809
328	255	4.240	Yes	Yes	281.7838	225	3.558	Yes	Yes	35.44537	26	1.689	10.4375	4	2.368
375	255	6.770	No	No	326.3081	229	5.870	No	Yes	41.04605	24	3.023	8.0625	3	2.240
307	306	0.082	Yes	Yes	268.4561	267	0.107	Yes	Yes	33.76889	34	0.026	4.8375	5	0.073
193	189	0.245	Yes	Yes	166.5683	163	0.280	Yes	Yes	20.9525	21	0.006	5.125	5	0.077
567	604	1.531	Yes	Yes	500.0936	538	1.673	Yes	Yes	62.90639	62	0.160	4.166667	4	0.096
322	337	0.823	Yes	Yes	279.2856	293	0.838	Yes	Yes	35.13111	36	0.114	7.333333	7	0.028
377	392	0.766	Yes	Yes	330.3978	345	0.787	Yes	Yes	41.56049	42	0.082	4.791667	5	0.014
287	292	0.282	Yes	Yes	251.5643	257	0.323	Yes	Yes	31.64407	32	0.065	4.041667	3	0.375
177	151	2.057	Yes	Yes	152.9051	139	1.193	Yes	Yes	19.23381	11	2.054	5.083333	1	2.230
310	252	3.455	Yes	Yes	272.6976	230	2.726	Yes	Yes	34.30242	22	2.392	3.333333	1	1.396
563	556	0.263	Yes	Yes	494.4309	487	0.350	Yes	Yes	62.19408	64	0.194	6.041667	6	0.001
541	618	3.195	Yes	Yes	475.1111	555	3.510	Yes	Yes	59.76386	60	0.069	6.25	3	1.533
449	447	0.127	Yes	Yes	394.1679	392	0.117	Yes	Yes	49.58208	50	0.034	5.541667	5	0.261
505	502	0.145	Yes	Yes	443.4297	440	0.176	Yes	Yes	55.77868	56	0.039	5.708333	6	0.062
583	270	15.170	No	No	508.3101	222	14.994	No	No	63.93993	40	3.360	11.16667	8	0.862
177	101	6.376	No	Yes	150.339	84	6.164	No	Yes	18.91102	13	1.618	7.416667	5	0.834
674	651	0.898	Yes	Yes	591.3999	585	0.254	Yes	Yes	74.39174	57	2.089	8.666667	9	0.007
542	540	0.085	Yes	Yes	474.815	473	0.081	Yes	Yes	59.72662	60	0.028	7.416667	7	0.002
304	304	0.038	Yes	Yes	262.4455	262	0.001	Yes	Yes	33.01282	33	0.005	8.958333	8	0.229
192	190	0.126	Yes	Yes	165.2544	165	0.055	Yes	Yes	20.78723	21	0.012	5.541667	4	0.485
326	212	6.981	No	No	276.9909	183	6.232	No	Yes	34.84247	23	2.268	14.41667	7	2.432
274	195	5.196	No	Yes	234.6872	172	4.375	Yes	Yes	29.52112	19	2.242	10.04167	4	2.334
109	121	1.150	Yes	Yes	94.37823	103	0.855	Yes	Yes	11.87177	13	0.370	2.75	5	1.269
250	279	1.770	Yes	Yes	219.9568	240	1.311	Yes	Yes	27.6682	29	0.300	2.625	10	2.921
172	174	0.190	Yes	Yes	149.1916	152	0.247	Yes	Yes	18.7667	18	0.108	3.541667	3	0.036
286	280	0.356	Yes	Yes	250.565	244	0.412	Yes	Yes	31.51837	32	0.084	4.333333	4	0.009
481	458	1.025	Yes	Yes	421.1305	412	0.438	Yes	Yes	52.97368	39	2.073	6.604167	7	0.298
424	442	0.875	Yes	Yes	369.0004	392	1.182	Yes	Yes	46.41628	46	0.079	8.25	4	1.754
517	505	0.499	Yes	Yes	446.187	443	0.146	Yes	Yes	56.12552	48	1.086	14.4375	14	0.093
408	411	0.138	Yes	Yes	355.8059	359	0.184	Yes	Yes	44.75656	45	0.039	7.854167	7	0.345
423	315	5.620	No	No	368.8523	258	6.239	No	No	46.39765	39	1.057	8	17	2.646
155	223	4.962	Yes	Yes	133.4989	155	1.785	Yes	Yes	16.79273	48	5.432	4.375	20	4.530
229	374	8.401	No	No	190.0889	274	5.507	No	Yes	23.91113	75	7.217	14.5	26	2.522
453	544	4.069	Yes	Yes	389.8376	463	3.561	Yes	Yes	49.03738	62	1.770	14.25	18	1.020
111	78	3.378	Yes	Yes	98.00532	70	3.083	Yes	Yes	12.32801	6	2.048	0.875	2	1.220
246	135	8.018	No	No	215.6265	120	7.382	No	Yes	27.12349	12	3.419	2.916667	3	0.076
687	672	0.577	Yes	Yes	597.1181	606	0.380	Yes	Yes	75.11103	55	2.555	14.4375	11	1.070
582	560	0.900	Yes	Yes	509.3279	505	0.177	Yes	Yes	64.06796	47	2.331	8.4375	8	0.061
697	653	1.701	Yes	Yes	607.8513	587	0.855	Yes	Yes	76.46115	56	2.460	12.9375	10	0.966
372	337	1.860	Yes	Yes	324.4206	287	2.153	Yes	Yes	40.80861	46	0.782	6.770833	4	1.081
293	293	0.015	Yes	Yes	255.0063	255	0.004	Yes	Yes	32.07704	32	0.008	6.25	6	0.064
178	186	0.654	Yes	Yes	151.8934	153	0.099	Yes	Yes	19.10656	21	0.408	6.666667	12	1.870
1142	1298	4.482	Yes	Yes	998.9659	1146	4.502	Yes	Yes	125.6591	123	0.196	17.125	28	2.368
541	706	6.622	No	No	463.4526	555	4.063	Yes	Yes	58.29735	121	6.629	19.25	30	2.194
347	345	0.105	Yes	Yes	302.1029	300	0.104	Yes	Yes	38.00129	38	0.007	6.645833	7	0.036
144	144	0.039	Yes	Yes	124.6903	125	0.004	Yes	Yes	15.6847	16	0.079	3.375	3	0.056
473	462	0.480	Yes	Yes	411.5076	421	0.460	Yes	Yes	51.76323	36	2.404	9.229167	5	1.430
295	292	0.165	Yes	Yes	255.1913	254	0.056	Yes	Yes	32.10032	34	0.344	7.291667	3	1.685
213	212	0.059	Yes	Yes	186.2397	186	0.023	Yes	Yes	23.42695	23	0.093	3.583333	3	0.056
290	291	0.066	Yes	Yes	252.3045	254	0.088	Yes	Yes	31.73719	32	0.019	5.583333	5	0.074
103	100	0.251	Yes	Yes	90.75115	89	0.213	Yes	Yes	11.41552	11	0.197	0.833333	1	0.148
44	45	0.154	Yes	Yes	38.01037	38	0.016	Yes	Yes	4.781295	5	0.099	0.875	2	0.635
1097	1097	0.000	Yes	Yes	938.2307	939	0.019	Yes	Yes	118.0193	118	0.033	40.625	40	0.031
717	714	0.101	Yes	Yes	606.7965	605	0.086	Yes	Yes	76.32847	76	0.042	34	34	0.041
109	110	0.109	Yes	Yes	95.24799	98	0.306	Yes	Yes	11.98117	11	0.188	2.104167	1	1.008
65	118	5.521	No	Yes	56.92303	104	5.209	No	Yes	7.160304	11	1.398	0.916667	3	1.365
528	460	3.058	Yes	Yes	443.9108	387	2.785	Yes	Yes	55.8392	56	0.001	28.66667	17	2.340
320	273	2.700	Yes	Yes	259.4846	220	2.567	Yes	Yes	32.64037	31	0.271	27.75	23	1.044
198	198	0.016	Yes	Yes	173.6189	174	0.021	Yes	Yes	21.83939	22	0.039	2.875	2	0.424
147	144	0.167	Yes	Yes	127.8733	128	0.007	Yes	Yes	16.08508	16	0.029	2.541667	1	1.586
517	516	0.016	Yes	Yes	444.725	444	0.017	Yes	Yes	55.94162	56	0.004	16.125	16	0.007
400	401	0.045	Yes	Yes	344.314	344	0.006	Yes	Yes	43.31099	44	0.104	12.5	13	0.028
182	184	0.176	Yes	Yes	156.3718	156	0.001	Yes	Yes	19.66989	22	0.421	5.458333	6	0.203
176	149	2.151	Yes	Yes	151.9675	135	1.415	Yes	Yes	19.11587	14	1.340	5.166667	0	3.102
918	975	1.856	Yes	Yes	812.8742	819	0.227	Yes	Yes	102.2508	99	0.302	2.875	57	9.845
603	567	1.513	Yes	Yes	535.0691	503	1.406	Yes	Yes	67.30593	50	2.193	1	13	4.589
395	418	1.117	Yes	Yes	345.6834	346	0.003	Yes	Yes	43.48325	43	0.072	5.958333	29	5.494
392	441	2.388	Yes	Yes	344.9062	347	0.123	Yes	Yes	43.38548	43	0.088	3.833333	51	8.994
312	360	2.657	Yes	Yes	273.8819	333	3.417	Yes	Yes	34.4514	27	1.390	3.166667	0	2.517
415	527	5.193	No	No	365.1883	450	4.187	Yes	Yes	45.93675	78	4.021	3.416667	0	2.614
527	517	0.418	Yes	Yes	460.9359	456	0.230	Yes	Yes	57.98077	53	0.652	7.833333	8	0.082
397	377	1.006	Yes	Yes	347.9781	348	0.024	Yes	Yes	43.7719	24	3.491	4.75	5	0.007
467	657	8.012	No	No	341.2421	496	7.576	No	No	42.92458	25	3.156	83.08333	136	5.086
424	368	2.789	Yes	Yes	317.0739	221	5.839	No	Yes	39.88448	36	0.617	67.04167	111	4.670
349	248	5.817	No	No	280.766	205	4.833	Yes	Yes	35.31734	13	4.481	32.91667	30	0.553
317	182	8.541	No	No	251.2312	141	7.910	No	No	31.60217	32	0.067	34.54167	10	5.240
272	294	1.311	Yes	Yes	238.6104	240	0.109	Yes	Yes	30.01462	30	0.004	3.333333	24	5.544

ID	Calibration / Validation	Area	Ref	Site Location	Dir	Date	Data Type	Duplicate?	Ref	A-Node	B-Node
290	Calibration	Felixstowe	145	Felixstowe Langer Road	SB	Jan-16	ATC	No	2865-2863	2865	2863
291	Calibration	Felixstowe	146	Felixstowe Maidstone Road	NB	Jan-16	ATC	No	2906-2907	2906	2907
292	Calibration	Felixstowe	146	Felixstowe Maidstone Road	SB	Jan-16	ATC	No	2907-2906	2907	2906
293	Calibration	Felixstowe	147	Felixstowe High Street	EB	Jan-16	ATC	No	2938-2909	2938	2909
294	Calibration	Felixstowe	147	Felixstowe High Street	WB	Jan-16	ATC	No	2909-2938	2909	2938
295	Calibration	Felixstowe	148	Felixstowe High Road	NB	Jan-16	ATC	No	2939-3566	2939	3566
296	Calibration	Felixstowe	148	Felixstowe High Road	SB	Jan-16	ATC	No	3566-2939	3566	2939
297	Calibration	SEGWay	149	Framlingham B1120	NB	Jan-16	ATC	No	3196-3214	3196	3214
298	Calibration	SEGWay	149	Framlingham B1120	SB	Jan-16	ATC	No	3214-3196	3214	3196
299	Calibration	AOI	150	Framlingham B1116 Dennington Rd	NB	Jan-16	ATC	No	3198-3213	3198	3213
300	Calibration	AOI	150	Framlingham B1116 Dennington Rd	SB	Jan-16	ATC	No	3213-3198	3213	3198
301	Calibration	AOI	151	Framlingham B1119 Saxtead Rd	EB	Jan-16	ATC	No	3199-5976	3199	5976
302	Calibration	AOI	151	Framlingham B1119 Saxtead Rd	WB	Jan-16	ATC	No	5976-3199	5976	3199
303	Calibration	AOI	152	Framlingham Saxmundham Rd	EB	Jan-16	ATC	No	5978-7315	5978	7315
304	Calibration	AOI	152	Framlingham Saxmundham Rd	WB	Jan-16	ATC	No	7315-5978	7315	5978
305	Calibration	AOI	153	Framlingham Woodbridge Rd	NB	Jan-16	ATC	No	5438-5431	5438	5431
306	Calibration	AOI	153	Framlingham Woodbridge Rd	SB	Jan-16	ATC	No	5431-5438	5431	5438
307	Calibration	Waveney	154	Halesworth B1123 Chediston St	EB	Jan-16	ATC	No	3981-4521	3981	4521
308	Calibration	Waveney	154	Halesworth B1123 Chediston St	WB	Jan-16	ATC	No	4521-3981	4521	3981
309	Validation	AOI	155	Kesgrave A12	NB	Jan-16	ATC	No	30105-30100	30105	30107
311	Calibration	AOI	156	Ipswich A1156	EB	Jan-16	ATC	No	30259-30100	30259	30100
313	Validation	AOI	157	Kesgrave A1214 Main Rd	EB	Jan-16	ATC	No	30307-30577	30307	30577
314	Validation	AOI	157	Kesgrave A1214 Main Rd	WB	Jan-16	ATC	No	30577-30307	30577	30307
315	Calibration	AOI	158	Kesgrave A12	NB	Jan-16	ATC	No	30111-30112	30111	30112
316	Calibration	AOI	158	Kesgrave A12	SB	Jan-16	ATC	No	30112-30111	30112	30111
317	Calibration	SEGWay	159	Leiston B1122 Abbey Rd	NB	Jan-16	ATC	No	7331-7335	7331	7335
318	Calibration	SEGWay	159	Leiston B1122 Abbey Rd	SB	Jan-16	ATC	No	7335-7331	7335	7331
319	Calibration	SEGWay	160	Leiston B1119 Saxmundham Rd	EB	Jan-16	ATC	No	5519-5514	5519	5514
320	Calibration	SEGWay	160	Leiston B1119 Saxmundham Rd	WB	Jan-16	ATC	No	5514-5519	5514	5519
321	Calibration	SEGWay	161	Leiston Aldeburgh Road	NB	Jan-16	ATC	No	3185-5521	3185	5521
322	Calibration	SEGWay	161	Leiston Aldeburgh Road	SB	Jan-16	ATC	No	5521-3185	5521	3185
323	Calibration	SEGWay	162	Leiston B1069 Leiston Rd	NB	Jan-16	ATC	No	3186-5952	3186	5952
324	Calibration	SEGWay	162	Leiston B1069 Leiston Rd	SB	Jan-16	ATC	No	5952-3186	5952	3186
325	Calibration	SEGWay	163	Saxmundham B1121 Main Rd	NB	Jan-16	ATC	No	5974-3327	5974	3327
326	Calibration	SEGWay	163	Saxmundham B1121 Main Rd	SB	Jan-16	ATC	No	3327-5974	3327	5974
327	Calibration	SEGWay	164	Saxmundham A12	NB	Jan-16	ATC	No	3194-5543	3194	5543
328	Calibration	SEGWay	164	Saxmundham A12	SB	Jan-16	ATC	No	5543-3194	5543	3194
329	Calibration	SEGWay	165	Saxmundham B1119 Rendham Rd	EB	Jan-16	ATC	No	7329-3194	7329	3194
330	Calibration	SEGWay	165	Saxmundham B1119 Rendham Rd	WB	Jan-16	ATC	No	3194-7329	3194	7329
331	Calibration	SEGWay	166	Saxmundham B1121 South Entrance	NB	Jan-16	ATC	No	3181-3182	3181	3182
332	Calibration	SEGWay	166	Saxmundham B1121 South Entrance	SB	Jan-16	ATC	No	3182-3181	3182	3181
333	Calibration	SEGWay	167	Friston B1121 Saxmundham Rd	NB	Jan-16	ATC	No	5501-7350	5501	7350
334	Calibration	SEGWay	167	Friston B1121 Saxmundham Rd	SB	Jan-16	ATC	No	7350-5501	7350	5501
335	Validation	SEGWay	168	Snape B1069 Bridge Rd	NB	Jan-16	ATC	No	7346-7363	7346	7363
336	Validation	SEGWay	168	Snape B1069 Bridge Rd	SB	Jan-16	ATC	No	7363-7346	7363	7346
337	Calibration	SEGWay	169	Sudbourne B1084	EB	Jan-16	ATC	No	3166-5506	3166	5506
338	Calibration	SEGWay	169	Sudbourne B1084	WB	Jan-16	ATC	No	5506-3166	5506	3166
339	Calibration	AOI	170	Wickham Market Ash Road	EB	Jan-16	ATC	No	3173-5485	3173	5485
340	Calibration	AOI	170	Wickham Market Ash Road	WB	Jan-16	ATC	No	5485-3173	5485	3173
343	Calibration	AOI	172	Wickham Market B1078	EB	Jan-16	ATC	No	70378-7308	70378	7308
344	Calibration	AOI	172	Wickham Market B1078	WB	Jan-16	ATC	No	7308-70378	7308	70378
345	Calibration	AOI	173	Wickham Market B1438	NB	Jan-16	ATC	No	5771-5466	5771	5466
346	Calibration	AOI	173	Wickham Market B1438	SB	Jan-16	ATC	No	5466-5771	5466	5771
347	Calibration	AOI	174	Woodbridge A12	NB	Jan-16	ATC	No	3158-2995	3158	2995
348	Calibration	AOI	174	Woodbridge A12	SB	Jan-16	ATC	No	2995-3158	2995	3158
349	Calibration	AOI	175	Woodbridge A1152 Orford Road	EB	Jan-16	ATC	No	3163-5474	3163	5474
350	Calibration	AOI	175	Woodbridge A1152 Orford Road	WB	Jan-16	ATC	No	5474-3163	5474	3163
351	Calibration	AOI	176	Woodbridge Yarmouth Road	NB	Jan-16	ATC	No	1334-7374	1334	7374
352	Calibration	AOI	176	Woodbridge Yarmouth Road	SB	Jan-16	ATC	No	7374-1334	7374	1334
353	Validation	AOI	177	Woodbridge A1152 Woods Lane	EB	Jan-16	ATC	No	5449-1335	5449	1335
354	Validation	AOI	177	Woodbridge A1152 Woods Lane	WB	Jan-16	ATC	No	1335-5449	1335	5449
355	Validation	AOI	178	Woodbridge Burkitt Road	EB	Jan-16	ATC	No	5446-6012	5446	6012
356	Validation	AOI	178	Woodbridge Burkitt Road	WB	Jan-16	ATC	No	6012-5446	6012	5446
357	Calibration	AOI	179	Woodbridge Ipswich Road	EB	Jan-16	ATC	No	50107-6014	50107	6014
358	Calibration	AOI	179	Woodbridge Ipswich Road	WB	Jan-16	ATC	No	6014-50107	6014	50107
359	Calibration	AOI	180	Woodbridge Grundisburgh Road	EB	Jan-16	ATC	No	50054-5005	50054	50053
360	Calibration	AOI	180	Woodbridge Grundisburgh Road	WB	Jan-16	ATC	No	50053-5005	50053	50054
361	Calibration	AOI	181	Woodbridge B1083	NB	Jan-16	ATC	No	5946-3163	5946	3163
362	Calibration	AOI	181	Woodbridge B1083	SB	Jan-16	ATC	No	3163-5946	3163	5946
363	Validation	AOI	182	Woodbridge Melton Road	NB	Jan-16	ATC	No	5452-1337	5452	1337
364	Validation	AOI	182	Woodbridge Melton Road	SB	Jan-16	ATC	No	1337-5452	1337	5452
367	Calibration		184	Yoxford A1120 Yoxford Rd	EB	Jan-16	ATC	No	5910-5534	5910	5534
368	Calibration		184	Yoxford A1120 Yoxford Rd	WB	Jan-16	ATC	No	5534-5910	5534	5910
369	Validation	SEGWay	185	Yoxford A12 Main Rd	NB	Jan-16	ATC	No	7306-7307	7306	7307
370	Validation	SEGWay	185	Yoxford A12 Main Rd	SB	Jan-16	ATC	No	7307-7306	7307	7306
371	Calibration	Beccles	186	Beccles A146 Norwich Road	EB	Jan-16	ATC	No	2851-2850	2851	2850
372	Calibration	Beccles	186	Beccles A146 Norwich Road	WB	Jan-16	ATC	No	2850-2851	2850	2851
375	Calibration	Beccles	188	Beccles B1062 Bungay Road	EB	Jan-16	ATC	No	2862-2827	2862	2827
376	Calibration	Beccles	188	Beccles B1062 Bungay Road	WB	Jan-16	ATC	No	2827-2862	2827	2862
377	Calibration	Beccles	189	Beccles A145 London Road	NB	Jan-16	ATC	No	2861-5652	2861	5652
378	Calibration	Beccles	189	Beccles A145 London Road	SB	Jan-16	ATC	No	5652-2861	5652	2861
379	Validation	Beccles	190	Beccles Lowestoft Road	EB	Jan-16	ATC	No	2813-2814	2813	2814
380	Validation	Beccles	190	Beccles Lowestoft Road	WB	Jan-16	ATC	No	2814-2813	2814	2813
381	Calibration	Beccles	191	Beccles A146	EB	Jan-16	ATC	No	2814-2815	2814	2815
382	Calibration	Beccles	191	Beccles A146	WB	Jan-16	ATC	No	2815-2814	2815	2814
385	Calibration	Beccles	193	Beccles B1127 Benacre Road	EB	Jan-16	ATC	No	2816-3993	2816	3993
386	Calibration	Beccles	193	Beccles B1127 Benacre Road	WB	Jan-16	ATC	No	3993-2816	3993	2816
387	Calibration	Beccles	194	Beccles Copland Way	NB	Jan-16	ATC	No	3617-2815	3617	2815

PM Peak															
ALL VEHICLES					CAR					LGV			HGV		
Observed	Modelled	GEH	GEH Pass?	Flow Pass?	Observed	Modelled	GEH	GEH Pass?	Flow Pass?	Observed	Modelled	GEH	Observed	Modelled	GEH
152	160	0.676	Yes	Yes	132.2406	132	0.024	Yes	Yes	16.63444	17	0.092	2.833333	11	3.149
259	265	0.367	Yes	Yes	228.0992	234	0.376	Yes	Yes	28.69243	29	0.055	2.666667	3	0.044
213	204	0.617	Yes	Yes	187.3871	186	0.076	Yes	Yes	23.57127	16	1.729	2.375	2	0.127
377	375	0.101	Yes	Yes	328.8804	329	0.016	Yes	Yes	41.36961	41	0.059	6.5	5	0.534
451	446	0.244	Yes	Yes	393.0576	394	0.042	Yes	Yes	49.44241	49	0.067	8.75	3	2.255
283	216	4.205	Yes	Yes	243.4588	173	4.880	Yes	Yes	30.6245	41	1.757	8.541667	2	2.837
499	422	3.578	Yes	Yes	434.658	380	2.723	Yes	Yes	54.6753	40	2.147	9.375	2	2.917
81	74	0.775	Yes	Yes	70.13598	66	0.463	Yes	Yes	8.822351	6	0.965	1.791667	1	0.270
47	60	1.885	Yes	Yes	39.4538	53	1.992	Yes	Yes	4.962864	5	0.175	2.25	3	0.395
148	123	2.202	Yes	Yes	127.2441	96	2.908	Yes	Yes	16.00593	20	0.968	5.083333	6	0.426
81	97	1.744	Yes	Yes	69.69185	85	1.689	Yes	Yes	8.766484	12	1.032	2.208333	0	1.478
139	88	4.827	Yes	Yes	121.3963	74	4.751	Yes	Yes	15.27035	11	1.154	2.583333	2	0.150
198	114	6.778	No	Yes	172.9527	101	6.102	No	Yes	21.75559	12	2.464	3.416667	0	2.232
104	147	3.817	Yes	Yes	92.00953	130	3.637	Yes	Yes	11.57381	15	0.948	0.75	2	0.893
82	125	4.262	Yes	Yes	71.39436	115	4.475	Yes	Yes	8.980641	10	0.325	1.458333	1	0.755
277	254	1.420	Yes	Yes	243.2738	218	1.681	Yes	Yes	30.60122	31	0.090	3.5	5	0.891
212	286	4.707	Yes	Yes	186.3507	254	4.541	Yes	Yes	23.44092	29	1.058	2.333333	4	0.879
63	65	0.188	Yes	Yes	54.62834	55	0.057	Yes	Yes	6.871657	7	0.049	1.625	3	0.655
88	81	0.764	Yes	Yes	76.27982	68	0.945	Yes	Yes	9.59518	10	0.129	1.75	2	0.429
1889	1901	0.276	Yes	Yes	1656.949	1710	1.296	Yes	Yes	208.4263	150	4.326	23.75	41	2.959
526	496	1.309	Yes	Yes	453.9038	453	0.035	Yes	Yes	57.09621	39	2.660	15	5	3.340
752	747	0.166	Yes	Yes	657.3166	674	0.638	Yes	Yes	82.68336	63	2.286	12	11	0.437
1192	1139	1.546	Yes	Yes	1034.608	1048	0.404	Yes	Yes	130.1425	77	6.171	27.5	14	2.875
1876	1830	1.086	Yes	Yes	1641.959	1598	1.097	Yes	Yes	206.5408	204	0.196	27.75	28	0.046
1683	1654	0.704	Yes	Yes	1459.532	1445	0.369	Yes	Yes	183.5934	173	0.788	39.625	35	0.681
301	322	1.196	Yes	Yes	263.2894	273	0.595	Yes	Yes	33.11897	39	1.037	4.175	9	1.972
176	234	4.012	Yes	Yes	154.0586	201	3.507	Yes	Yes	19.37891	28	1.724	2.9375	5	1.170
139	130	0.778	Yes	Yes	118.8796	112	0.625	Yes	Yes	14.95377	16	0.296	4.875	1	1.952
138	192	4.205	Yes	Yes	121.1866	178	4.611	Yes	Yes	15.24397	14	0.323	1.291667	0	1.370
196	225	1.978	Yes	Yes	169.3257	204	2.513	Yes	Yes	21.29934	15	1.520	5.25	6	0.339
190	165	1.851	Yes	Yes	166.0687	154	0.938	Yes	Yes	20.88965	9	3.029	2.666667	2	0.714
187	158	2.207	Yes	Yes	162.7007	131	2.645	Yes	Yes	20.46599	23	0.475	3.583333	4	0.429
222	172	3.567	Yes	Yes	195.3444	149	3.503	Yes	Yes	24.57223	22	0.503	2.208333	1	1.410
107	58	5.399	No	Yes	93.52698	50	5.106	No	Yes	11.76469	7	1.381	1.375	0	1.658
79	50	3.511	Yes	Yes	67.61923	46	2.935	Yes	Yes	8.505771	3	2.058	2.541667	1	0.778
445	433	0.554	Yes	Yes	385.3963	367	0.956	Yes	Yes	48.4787	56	1.037	11	10	0.171
375	363	0.645	Yes	Yes	321.7743	302	1.120	Yes	Yes	40.47574	47	1.013	13	14	0.188
90	160	6.277	No	Yes	78.24141	142	6.039	No	Yes	9.841926	17	2.069	1.708333	1	0.712
85	179	8.118	No	Yes	74.57731	165	8.242	No	Yes	9.381023	14	1.298	1.333333	0	1.633
240	195	3.088	Yes	Yes	210.8891	166	3.307	Yes	Yes	26.52758	23	0.730	2.708333	6	1.644
214	197	1.186	Yes	Yes	187.313	181	0.480	Yes	Yes	23.56196	15	1.920	3.041667	1	1.432
48	54	0.820	Yes	Yes	41.87433	52	1.412	Yes	Yes	5.267339	3	1.246	1.275	0	1.597
47	46	0.108	Yes	Yes	40.90464	43	0.348	Yes	Yes	5.145363	2	1.389	0.45	0	0.504
220	187	2.307	Yes	Yes	191.8654	158	2.553	Yes	Yes	24.1346	24	0.130	4.083333	6	0.677
175	126	3.967	Yes	Yes	151.7084	112	3.457	Yes	Yes	19.08328	14	1.145	4.333333	0	2.944
75	61	1.709	Yes	Yes	65.04079	56	1.141	Yes	Yes	8.181431	4	1.800	1.333333	1	0.778
58	56	0.227	Yes	Yes	49.55783	48	0.178	Yes	Yes	6.233841	6	0.273	2.125	2	0.132
148	106	3.656	Yes	Yes	130.1679	99	2.879	Yes	Yes	16.37373	6	3.017	1.083333	1	0.226
143	95	4.385	Yes	Yes	125.3565	84	4.088	Yes	Yes	15.7685	9	2.001	1.666667	3	0.671
123	150	2.264	Yes	Yes	105.8517	128	2.081	Yes	Yes	13.315	18	1.291	4.083333	3	0.654
143	92	4.686	Yes	Yes	125.0604	73	5.197	No	Yes	15.73125	16	0.075	1.875	3	0.479
215	174	2.893	Yes	Yes	189.4967	150	3.040	Yes	Yes	23.83664	24	0.009	1.25	0	0.847
131	214	6.323	No	Yes	114.2902	188	5.973	No	Yes	14.37648	21	1.519	2.125	5	1.678
954	1002	1.525	Yes	Yes	829.8623	852	0.761	Yes	Yes	104.3877	129	2.287	20	21	0.202
831	839	0.303	Yes	Yes	711.3898	715	0.136	Yes	Yes	89.48518	104	1.521	29.75	20	1.976
480	397	3.965	Yes	Yes	417.1148	355	3.165	Yes	Yes	52.46855	36	2.491	10.66667	6	1.474
353	321	1.778	Yes	Yes	304.4161	278	1.577	Yes	Yes	38.29226	39	0.042	10.66667	5	2.169
298	234	3.930	Yes	Yes	261.3352	206	3.601	Yes	Yes	32.87315	25	1.388	3.791667	2	0.880
197	170	2.040	Yes	Yes	172.8417	149	1.904	Yes	Yes	21.74163	16	1.206	2.666667	4	0.948
676	697	0.774	Yes	Yes	589.5864	627	1.513	Yes	Yes	74.16362	58	2.009	12.5	12	0.205
642	499	5.990	No	No	556.6465	432	5.584	No	No	70.02014	59	1.388	15.29167	8	2.286
121	125	0.370	Yes	Yes	106.5179	116	0.871	Yes	Yes	13.3988	6	2.288	1.083333	3	1.433
143	176	2.668	Yes	Yes	125.8376	162	3.014	Yes	Yes	15.82902	13	0.646	1.083333	1	0.016
609	664	2.202	Yes	Yes	532.9594	594	2.588	Yes	Yes	67.04056	69	0.287	8.875	1	3.785
525	839	11.998	No	No	458.049	765	12.397	No	No	57.61764	67	1.129	9.75	8	0.697
263	327	3.720	Yes	Yes	230.2089	302	4.418	Yes	Yes	28.9578	10	4.281	4	15	3.506
507	631	5.181	No	No	444.7991	545	4.523	Yes	No	55.95093	74	2.199	6.583333	12	1.735
258	246	0.733	Yes	Yes	223.806	202	1.487	Yes	Yes	28.15238	35	1.225	5.916667	9	1.159
325	331	0.331	Yes	Yes	284.023	295	0.667	Yes	Yes	35.72703	30	0.983	5.458333	6	0.113
504	231	14.280	No	No	441.4311	206	13.073	No	No	55.52727	23	5.205	7.333333	1	2.814
264	185	5.276	No	Yes	230.1719	155	5.443	No	Yes	28.95314	21	1.615	4.666667	9	1.727
105	103	0.152	Yes	Yes	89.45576	88	0.133	Yes	Yes	11.25257	11	0.076	3.791667	4	0.018
127	127	0.019	Yes	Yes	108.8496	110	0.150	Yes	Yes	13.6921	14	0.077	4.25	2	1.158
482	533	2.264	Yes	Yes	414.9681	454	1.896	Yes	Yes	52.19852	67	1.952	14.95833	11	0.996
394	436	2.035	Yes	Yes	335.9125	367	1.659	Yes	Yes	42.25417	52	1.483	16	16	0.035
1076	1078	0.074	Yes	Yes	934.2335	936	0.065	Yes	Yes	117.5165	118	0.034	24.25	24	0.018
940	939	0.032	Yes	Yes	812.43	815	0.075	Yes	Yes	102.195	102	0.026	25.5	23	0.582
255	383	7.144	No	No	221.0671	349	7.581	No	No	27.80786	32	0.706	6.375	2	2.058
256	377	6.826	No	No	223.1768	340	6.945	No	No	28.07323	31	0.617	4.5	6	0.676
310	118	13.081	No	No	266.5537	103	11.992	No	No	33.52959	15	3.873	9.833333	0	4.112
243	184	4.046	Yes	Yes	211.4813	155	4.157	Yes	Yes	26.60207	26	0.096	4.75	2	1.219
286	423	7.269	No	No	246.3457	390	8.074	No	No	30.98764	30	0.150	8.75	2	2.713
266	509	12.368	No	No	230.4309	462	12.452	No	No	28.98573	45	2.607	6.416667	2	1.936
993	1036	1.353	Yes	Yes	862.8391	905	1.418	Yes	Yes	108.5359	109	0.081	21.25	21	0.013
797	910	3.846	Yes	Yes	687.0735	789	3.766	Yes	No	86.42645	99	1.322	23.75	21	0.568
225	219	0.382	Yes	Yes	193.753	194	0.015	Yes	Yes	24.37204	24	0.059	7	1	2.744
203	202	0.036	Yes	Yes	170.8801	171	0.008	Yes	Yes	21.49488	21	0.107	10.125	10	0.039
354	344	0.548	Yes	Yes	304.305	300	0.238	Yes	Yes	38.2783	34	0.777	11.25	10	0.441

ID	Calibration / Validation	Area	Ref	Site Location	Dir	Date	Data Type	Duplicate?	Ref	A-Node	B-Node	PM Peak																
												ALL VEHICLES					CAR					LGV			HGV		
												Observed	Modelled	GEH	GEH Pass?	Flow Pass?	Observed	Modelled	GEH	GEH Pass?	Flow Pass?	Observed	Modelled	GEH	Observed	Modelled	GEH
388	Calibration	Beccles	194	Beccles Copland Way	SB	Jan-16	ATC	No	2815-3617	2815	3617	246	241	0.304	Yes	Yes	213.998	214	0.027	Yes	Yes	26.91865	27	0.021	4.833333	0	2.771
389	Calibration	Beccles	195	Beccles Bridge Street	EB	Jan-16	ATC	No	2852-2847	2852	2847	211	255	2.930	Yes	Yes	181.7614	216	2.461	Yes	Yes	22.86362	39	2.864	5.916667	0	3.440
390	Calibration	Beccles	195	Beccles Bridge Street	WB	Jan-16	ATC	No	2847-2852	2847	2852	246	176	4.823	Yes	Yes	215.2194	152	4.702	Yes	Yes	27.07228	25	0.505	3.833333	0	2.769
391	Calibration	Waveney	196	Bungay A144 Broad Street	NB	Jan-16	ATC	No	5686-3237	5686	3237	160	176	1.222	Yes	Yes	137.3481	157	1.650	Yes	Yes	17.27691	17	0.062	5.625	2	2.051
392	Calibration	Waveney	196	Bungay A144 Broad Street	SB	Jan-16	ATC	No	3237-5686	3237	5686	448	446	0.068	Yes	Yes	391.5771	392	0.030	Yes	Yes	49.25619	49	0.042	6.833333	5	0.710
393	Calibration	Waveney	197	Bungay Beccles Road	EB	Jan-16	ATC	No	4593-3234	4593	3234	143	139	0.357	Yes	Yes	122.9878	123	0.003	Yes	Yes	15.47054	15	0.118	4.291667	0	2.461
394	Calibration	Waveney	197	Bungay Beccles Road	WB	Jan-16	ATC	No	3234-4593	3234	4593	92	91	0.095	Yes	Yes	80.61012	81	0.044	Yes	Yes	10.13988	10	0.044	1.166667	0	1.528
395	Calibration	Waveney	198	Bungay Flixton Road	NB	Jan-16	ATC	No	3236-4601	3236	4601	63	62	0.060	Yes	Yes	55.25753	55	0.050	Yes	Yes	6.950802	7	0.019	0.583333	0	0.215
396	Calibration	Waveney	198	Bungay Flixton Road	SB	Jan-16	ATC	No	4601-3236	4601	3236	54	54	0.063	Yes	Yes	47.26314	47	0.081	Yes	Yes	5.945194	6	0.022	0.833333	1	0.039
397	Calibration	Waveney	199	Bungay A144 St John's Road	NB	Jan-16	ATC	No	3235-5698	3235	5698	357	278	4.466	Yes	Yes	310.5229	243	4.058	Yes	Yes	39.06044	34	0.774	7.5	0	3.756
398	Calibration	Waveney	199	Bungay A144 St John's Road	SB	Jan-16	ATC	No	5698-3235	5698	3235	316	318	0.137	Yes	Yes	278.5083	279	0.047	Yes	Yes	35.03335	35	0.011	2.416667	4	0.947
399	Calibration	Waveney	200	Bungay Flixton Road	EB	Jan-16	ATC	No	3242-3236	3242	3236	168	167	0.105	Yes	Yes	144.4542	144	0.070	Yes	Yes	18.17078	18	0.145	5.583333	6	0.040
400	Calibration	Waveney	200	Bungay Flixton Road	WB	Jan-16	ATC	No	3236-3242	3236	3242	156	155	0.040	Yes	Yes	132.3516	132	0.001	Yes	Yes	16.64841	17	0.091	6.666667	6	0.345
401	Calibration	Waveney	201	Bungay Watch House Hill	EB	Jan-16	ATC	No	4550-3995	4550	3995	272	275	0.173	Yes	Yes	235.5015	239	0.243	Yes	Yes	29.62355	30	0.073	6.75	5	0.516
402	Calibration	Waveney	201	Bungay Watch House Hill	WB	Jan-16	ATC	No	3995-4550	3995	4550	239	242	0.198	Yes	Yes	208.9645	210	0.065	Yes	Yes	26.28549	26	0.048	3.75	6	1.068
403	Validation	Waveney	202	Bungay A144	EB	Jan-16	ATC	No	3985-5784	3985	5784	232	301	4.216	Yes	Yes	199.6377	259	3.944	Yes	Yes	25.11228	37	2.071	7.583333	5	0.948
404	Validation	Waveney	202	Bungay A144	WB	Jan-16	ATC	No	5784-3985	5784	3985	282	292	0.567	Yes	Yes	240.4239	255	0.922	Yes	Yes	30.24274	36	1.040	11.45833	1	4.445
405	Calibration	Waveney	203	Halesworth A144	NB	Jan-16	ATC	No	4535-3983	4535	3983	346	245	5.861	No	No	293.5718	211	5.214	No	Yes	36.92817	34	0.475	15.75	1	5.319
406	Calibration	Waveney	203	Halesworth A144	SB	Jan-16	ATC	No	3983-4535	3983	4535	219	224	0.331	Yes	Yes	187.276	189	0.146	Yes	Yes	23.55731	29	1.080	8.041667	5	1.008
407	Calibration	Waveney	204	Halesworth B1123 Holton Road	EB	Jan-16	ATC	No	5580-3220	5580	3220	196	191	0.366	Yes	Yes	171.8054	166	0.416	Yes	Yes	21.61127	22	0.079	2.208333	2	0.023
408	Calibration	Waveney	204	Halesworth B1123 Holton Road	WB	Jan-16	ATC	No	3220-5580	3220	5580	178	177	0.080	Yes	Yes	155.1874	153	0.163	Yes	Yes	19.52091	21	0.232	3.125	3	0.046
409	Calibration	Waveney	205	Halesworth Walpole Road	NB	Jan-16	ATC	No	5416-5576	5416	5576	90	88	0.182	Yes	Yes	77.94532	78	0.010	Yes	Yes	9.804682	10	0.059	2.166667	0	1.617
410	Calibration	Waveney	205	Halesworth Walpole Road	SB	Jan-16	ATC	No	5576-5416	5576	5416	109	109	0.042	Yes	Yes	95.52558	96	0.041	Yes	Yes	12.01609	12	0.005	1.25	1	0.048
411	Validation	Waveney	206	Halesworth A144 Bramfield Road	NB	Jan-16	ATC	No	5858-5578	5858	5578	237	171	4.576	Yes	Yes	205.5965	137	5.280	No	Yes	25.86183	32	1.169	5.041667	2	1.327
412	Validation	Waveney	206	Halesworth A144 Bramfield Road	SB	Jan-16	ATC	No	5578-5858	5578	5858	174	195	1.576	Yes	Yes	150.0059	162	0.932	Yes	Yes	18.86912	27	1.745	4.833333	6	0.589
413	Validation	Waveney	207	Kessingland B1437 London Road	NB	Jan-16	ATC	No	6316-4501	6316	4501	147	38	11.284	No	No	124.5052	29	10.868	No	Yes	15.66142	9	1.842	6.916667	0	3.702
414	Validation	Waveney	207	Kessingland B1437 London Road	SB	Jan-16	ATC	No	4501-6316	4501	6316	255	106	11.084	No	No	220.8821	96	9.946	No	No	27.78459	11	3.942	6.666667	0	3.637
415	Calibration	Waveney	208	Southwold A1095 Mights Road	NB	Jan-16	ATC	No	4574-5657	4574	5657	393	379	0.721	Yes	Yes	340.6869	341	0.019	Yes	Yes	42.85475	34	1.393	9.166667	3	2.350
416	Calibration	Waveney	208	Southwold A1095 Mights Road	SB	Jan-16	ATC	No	5657-4574	5657	4574	236	236	0.017	Yes	Yes	205.0413	205	0.008	Yes	Yes	25.79199	26	0.037	5.208333	5	0.143
417	Calibration	Waveney	209	Southwold B1126 Wangford Road	EB	Jan-16	ATC	No	4569-5408	4569	5408	64	62	0.316	Yes	Yes	54.11019	54	0.016	Yes	Yes	6.806479	7	0.074	3.208333	1	1.861
418	Calibration	Waveney	209	Southwold B1126 Wangford Road	WB	Jan-16	ATC	No	5408-4569	5408	4569	72	72	0.004	Yes	Yes	62.88181	63	0.012	Yes	Yes	7.909855	8	0.032	1.458333	1	0.131
419	Calibration	Waveney	210	Southwold A1095 Halesworth Road	EB	Jan-16	ATC	No	4568-4572	4568	4572	146	93	4.842	Yes	Yes	128.5765	80	4.733	Yes	Yes	16.17353	8	2.412	1.375	5	2.079
420	Calibration	Waveney	210	Southwold A1095 Halesworth Road	WB	Jan-16	ATC	No	4572-4568	4572	4568	213	83	10.711	No	No	185.3515	71	10.147	No	No	23.31522	10	3.351	4.666667	3	1.030
421	Calibration	Waveney	211	Southwold B1127 Lowestoft Road	NB	Jan-16	ATC	No	4610-3228	4610	3228	209	284	4.751	Yes	Yes	181.2062	256	5.039	No	Yes	22.79379	28	1.010	5	0	3.162
422	Calibration	Waveney	211	Southwold B1127 Lowestoft Road	SB	Jan-16	ATC	No	3228-4610	3228	4610	128	188	4.785	Yes	Yes	110.8482	165	4.589	Yes	Yes	13.94351	23	2.117	2.875	0	2.398
423	Calibration	Waveney	212	Wangford A12	NB	Jan-16	ATC	No	3223-3233	3223	3233	434	463	1.361	Yes	Yes	378.5122	401	1.147	Yes	Yes	47.61276	50	0.383	7.75	11	1.135
424	Calibration	Waveney	212	Wangford A12	SB	Jan-16	ATC	No	3233-3223	3233	3223	288	323	2.018	Yes	Yes	249.4916	275	1.594	Yes	Yes	31.38336	35	0.558	7.125	13	1.948
427	Calibration	AOI	214	Stratford St Mary B1029	EB	Jan-16	ATC	No	3673-3120	3673	3120	93	92	0.037	Yes	Yes	81.12827	81	0.013	Yes	Yes	10.20506	10	0.065	1.333333	1	0.025
428	Calibration	AOI	214	Stratford St Mary B1029	WB	Jan-16	ATC	No	3120-3673	3120	3673	219	200	1.315	Yes	Yes	191.3843	192	0.050	Yes	Yes	24.07408	5	4.840	3.958333	3	0.622
429	Calibration		215	RAF Mildenhall A1101	EB	Jan-16	ATC	No	3802-1350	3802	1350	576	454	5.371	No	No	505.0531	403	4.786	Yes	No	63.53024	44	2.647	7.458333	7	0.185
430	Calibration		215	RAF Mildenhall A1101	WB	Jan-16	ATC	No	1350-3802	1350	3802	429	448	0.871	Yes	Yes	371.4061	399	1.406	Yes	Yes	46.71889	42	0.655	11.20833	6	1.689
433	Calibration		217	Lackford A1101	NB	Jan-16	ATC	No	2231-5924	2231	5924	252	252	0.008	Yes	Yes	217.181	218	0.030	Yes	Yes	27.31903	27	0.046	7.125	7	0.034
434	Calibration		217	Lackford A1101	SB	Jan-16	ATC	No	5924-2231	5924	2231	249	381	7.418	No	No	213.4058	331	7.145	No	No	26.84416	41	2.454	8.875	8	0.199
435	Calibration		218	Moulton B1506	EB	Jan-16	ATC	No	2534-3311	2534	3311	273	270	0.216	Yes	Yes	239.7355	238	0.100	Yes	Yes	30.15615	29	0.302	3.191667	3	0.221
436	Calibration		218	Moulton B1506	WB	Jan-16	ATC	No	3311-2534	3311	2534	267	259	0.471	Yes	Yes	234.9241	227	0.523	Yes	Yes	29.55092	30	0.053	2.608333	3	0.006
437	Validation	Newmarket	219	Newmarket B1061 Dullingham Road	NB	Jan-16	ATC	No	5850-2468	5850	2468	222	115	8.285	No	No	185.0554	97	7.416	No	Yes	23.27797	13	2.486	13.66667	5	2.914
438	Validation	Newmarket	219	Newmarket B1061 Dullingham Road	SB	Jan-16	ATC	No	2468-5850	2468	5850	301	255	2.767	Yes	Yes	245.6055	216	1.934	Yes	Yes	30.89452	29	0.318	24.33333	9	3.648
439	Calibration	AOI	220	Scole A140 Scole Bridge	NB	Jan-16	ATC	No	3245-3247	3245	3247	735	733	0.046	Yes	Yes	623.3405	616	0.280	Yes	Yes	78.40952	83	0.549	32.875	34	0.134
440	Calibration	AOI	220	Scole A140 Scole Bridge	SB	Jan-16	ATC	No	3247-3245	3247	3245	685	765	2.989	Yes	Yes	577.1507	647	2.817	Yes	Yes	72.59934	84	1.249	34.75	34	0.047
441	Validation	SEGWay	221	Wickham Market B1078	EB	Jan-16	ATC	No	5945-3169	5945	3169	50	67	2.250	Yes	Yes	43.41399	63	2.704	Yes	Yes	5.461012	4	0.797	1	0	1.071
442	Validation	SEGWay	221	Wickham Market B1078	WB	Jan-16	ATC	No	3169-5945	3169	5945	38	50	1.808	Yes	Yes	33.34698	44	1.779	Yes	Yes	4.19469	5	0.258	0.875	1	0.400
443	Calibration		222	Stutton Holbrook Road	EB	Jan-16	ATC	No	3105-3663	3105	3663	115	110	0.463	Yes	Yes	100.4481	100	0.045	Yes	Yes	12.63528	8	1.326	1.916667	2	0.125
444	Calibration		222	Stutton Holbrook Road	WB	Jan-16	ATC	No	3663-3105	3663	3105	145	115	2.576	Yes	Yes	125.4675	101	2.257	Yes	Yes	15.78246	11	1.343	3.625	3	0.247
449	Calibration	Sudbury	05.05	Sudbury Cats Lane	NB	Jan-16	ATC	No	2665-2667	2665	2667	159	155	0.386	Yes	Yes	140.1054	140	0.015	Yes	Yes	17.62375	13	1.206	1.6875	2	0.039
450	Calibration	Sudbury	05.05	Sudbury Cats Lane	SB	Jan-16	ATC	No	2667-2665	2667	2665	117	71	4.755	Yes	Yes	102.8723	62	4.538	Yes	Yes	12.94022	8	1.548	0.6875	1	0.206
453	Calibration	Sudbury	226	Sudbury Acton Lane	NB	Jan-16	ATC	No	3530-5830	3530	5830	97	30	8.412	No	Yes	85.75465	29	7.473	No	Yes	10.78701	1	4.227	0.541667	0	0.493
454	Calibration	Sudbury	226	Sudbury Acton Lane	SB	Jan-16	ATC	No	5830-3530	5830	3530	63	41	2.939	Yes	Yes	55.4796	39	2.388	Yes	Yes	6.978736	2	2.178	0.125	0	0.281
455	Calibration	Sudbury	227	Sudbury Valley Road	NB	Jan-16	ATC	No	5834-3546	5834	3546	266	267	0.024	Yes	Yes	233.947	234	0.013	Yes	Yes	29.42801	29	0.004	2.875	3	0.103
456	Calibration	Sudbury	227	Sudbury Valley Road	SB	Jan-16	ATC	No	3546-5834	3546	5834	227	233	0.434	Yes	Yes	198.1943	199	0.084	Yes	Yes	24.93071	25	0.014	3.75	9	2.104
457	Calibration	Sudbury	228	Sudbury Melford Road	NB	Jan-16	ATC	No	5830-5829	5830	5829	150	152	0.112	Yes	Yes	126.5779	127	0.054	Yes	Yes	15.92213	16	0.131	7.625	8	0.085
458	Calibration	Sudbury	228	Sudbury Melford Road	SB	Jan-16	ATC	No	5829-5830	5829	5830	229	230	0.046	Yes	Yes	196.9729	197	0.026	Yes	Yes	24.77707	25	0.033	7.25	7	0.062
459	Validation	Sudbury	229	Newton A134	EB	Jan-16	ATC	No	5834-2787	5834	2787	695	901	7.286	No	No	595.4711	774	6.818	No	No	74.90386	105	3.158	24.5	22	0.531
460	Validation	Sudbury	229	Newton A134	WB	Jan-16	ATC	No	2787-5834	2787	5834	743	740	0.104	Yes	Yes	646.1023	621	1.006	Yes	Yes	81.27271	99	1.916	15.375	20	1.020
462	Calibration	A14	0	4 MIDAS site at A14/1439A priority 1 on link 106033	EB	Jan-16	TRADS	No	2206-2085	2206	2085	2602	2600	0.039	Yes	Yes	2183.333	2232	1.030	Yes	Yes	183.4583	136	3.796	234.8333	232	0.161
468	Calibration	A14	0	14 TMU Site 6301/1 on link A14 J43 westbound exi	WB	Jan-16	TRADS	No	2090-2089	2090	2089	721	738	0.614	Yes	Yes	642.25	659	0.675	Yes	Yes	23.75	39	2.650	54.91667	39	2.245
469	Calibration	A14	0	14 TMU Site 6302/1 on link A14 J43 eastbound exi	EB	Jan-16	TRADS	No	2085-2086	2085	2086	578	571	0.305	Yes	Yes	484.25	471	0.603	Yes	Yes	23.5	71	6.858	70.33333	29	5.837
470	Calibration	A14	0	14 TMU Site 6302/2 on link A14 eastbound within J4	EB	Jan-16	TRADS	No	2092-2091	2092	2091	2046	2029	0.381	Yes	Yes	1799.125	1761	0.912	Yes	Yes	59.54167	65	0.690	187.375	203	1.133
471	Calibration	A14	0	4 MIDAS site at A14/1469L priority 1 on link 106035	WB	Jan-16	TRADS	No	2104-2101	2104	2101	383	399	0.808	Yes	Yes	350.0833	350	0.019	Yes	Yes	15.91667	34	3.646	16.66667	14	0.673
473	Calibration	A14	0	14 TMU Site 6299/2 on link A14 westbound within J4	WB	Jan-16	TRADS	No	2104-2105	2104	2105	1187	1191	0.113	Yes	Yes	886.25	910	0.795	Yes	Yes	68.52083	54	1.793	232.2292	226	0.389
474	Calibration	A14	0	14 TMU Site 6300/1 on link A14 J44 eastbound exi	EB	Jan-16	TRADS	No	2096-2098	2096	2098	990	883	3.482	Yes	Yes	901.125	820	2.749	Yes	Yes	36.25	51	2.246	52.625	12	7.172
475	Calibration	A14	0	14 TMU Site 6300/2 on link A14 eastbound within J4	EB	Jan-16	TRADS	No	2096-2106	2096	2106	2136	2078	1.273	Yes	Yes	1816.5	1753	1.504	Yes	Yes	96.625	104	0.732	222.875	221	0.148
476	Calibration	A14	0	14 TMU Site 6303/1 on link A14 J42 westbound exi	WB	Jan-16	TRADS	No	2203-2196	2203	2196	386	379	0.402	Yes	Yes	357.8333	358	0.026	Yes	Yes	16.41667	19	0.632	12.16667	1	4.273
477	Calibration	A14	0	14 TMU Site 6303/2 on link A14 westbound within J4	WB	Jan-16	TRADS	No	2203-2201	2203	2201	1292	1324	0.870	Yes	Yes	993.25	1006	0.418	Yes	Yes	59.58333	74	1.789	239.3333	243	0.231
478	Calibration	A14	0	14 TMU Site 6304/1 on link A14 J42 eastbound exi	EB	Jan-16	TRADS	No	2192-2194	2192	2194	640	677	1.455	Yes	Yes	578.1667	592	0.565	Yes	Yes	26.33333	56	4.644	35.41667	29	1.082
479	Calibration	A14	0	14 TMU Site 6304/2 on link A14 eastbound within J4	EB	Jan-16	TRADS	No	2192-2202	2192	2202	2042	2048	0.131	Yes	Yes	1720.875	1723	0.052	Yes	Yes	100.9167	100	0.121	219.9167	225	0.333
480	Calibration	A14	0	4 MIDAS site at A14/1241A priority 1 on link 106026	EB	Jan-16	TRADS	No	2520-2525	2520	2525	4001	4057	0.878	Yes	Yes	3385.5	3491	1.797	Yes	Yes	265.75	267	0.105	350	299	2.854
481	Calibration	A14	0	4 MIDAS site at A14/1254A priority 1 on link 106031	EB	Jan-16	TRADS	No	2526-2536	2526	2536	2038	2051	0.299	Yes	Yes	1721.792	1732	0.238	Yes	Yes	86.66667	96	1.006	229.2083	223	0.397
483	Calibration	A14	0	4 MIDAS site at A14/1254J priority 1 on link 106026	NB	Jan-15	TRADS	No	2526-2530	2526	2530	1905	2006	2.289	Yes	Yes	1726.197	1759	0.791	Yes	Yes	49.50547	171	11.583	128.8301	75	5.291
484	Calibration	A14	0	4 MIDAS site at A14/1218L priority 1 on link 106027	WB	Jan-16	TRADS	No	2508-2508	2508	2506	472	466	0.293	Yes	Yes	410.5	419	0.398	Yes	Yes	35.125	34	0.113	26.375	13	3.125
485	Calibration	A14	0	4 MIDAS site at A14/1255B priority 1 on link 106026	WB	Jan-16	TRADS	No	2527-2523	2527	2523	1187	1219	0.926	Yes	Yes	898.5	925	0.887	Yes	Yes	58.29167	58	0.074	230.0833	236	0.386
486	Calibration	A14	0	4 MIDAS site at A14/1241B priority 1 on link 106027	WB	Jan-16	TRADS	No	2524-2521	2524	2521	2247	2291	0.928	Yes	Yes	1778.333	1840	1.442	Yes	Yes	127.4167	111	1.516	341	340	0.032
487	Calibration	A14	0	A14 TMU Site 9942/1 on link A14 J49 eastbound exi	EB	Jan-15	TRADS	No	2363-2364	2363	2364	451	503	2.390	Yes	Yes	420.3675	431	0.513	Yes	Yes	18.34913	60	6.666	12.03678	12	0.046
488	Calibration	A14	0	14 TMU Site 9942/2 on link A14 eastbound within J4	EB	Jan-15	TRADS	No	2367-2370	2367	2370	1865	1818	1.111	Yes	Yes	1545.963	1506	1.014	Yes	Yes	91.74567	92	0.008	227.6957	220	0.543
489	Calibration	AOI	0	A14 TMU Site 6295/1 on link A14 J51 westbound exi	WB	Jan-16	TRADS	No	5752-5754	5752	5754	870	853	0.576	Yes	Yes	746	748	0.077	Yes	Yes	43	58	2.091	81	47	4.230
490	Calibration	AOI	0	A14 TMU Site 6296/1 on link A14 J51 eastbound exi	EB	Jan-15	TRADS	No	5761-5757	5761	5757	282	273	0.499	Yes	Yes	245.2968	243	0.140	Yes	Yes	18.34913	18	0.080	18.05517	12	1.488
491	Calibration	AOI	0	4 MIDAS site at A14/1800A priority 1 on link 106045	EB	Jan-16	TRADS	No	50087-5001	50087	50010	2638	2610	0.564	Yes	Yes	2183.75	2120	1.384	Yes	Yes	178.2917	225	3.265	276.4167	265	0.671
519	Calibration	AOI	0	A14 TMU Site 6285/1 on link A14 J58 eastbound exi	EB	Jan-16	TRADS	No	30090-3077	30090	30771	1546	1461	2.206	Yes	Yes	1452.417	1327	3.374	Yes	Yes	55.33333	96	4.633	38.58333	39	0.006
523	Calibration	A14	0	4 MIDAS site at A14/2057A priority 1 on link 199136	EB	Jan-16	TRADS	No	2957-2954	2957	2954	1779	1841	1.468	Yes	Yes	1458.583	1467	0.208	Yes	Yes	100.1667	159	5.157	220.0833	216	0.284

ID	Calibration / Validation	Area	Ref	Site Location	Dir	Date	Data Type	Duplicate?	Ref	A-Node	B-Node
524	Calibration	A14	0	4 MIDAS site at A14/2068L priority 1 on link 199136	WB	Jan-16	TRADS	No	2943-2947	2943	2947
525	Calibration	A14	0	4 MIDAS site at A14/2060J priority 1 on link 199136	EB	Jan-16	TRADS	No	2954-2951	2954	2951
526	Calibration	A14	0	4 MIDAS site at A14/2070B priority 1 on link 199135	WB	Jan-16	TRADS	No	2946-2943	2946	2943
527	Calibration	A14	0	4 MIDAS site at A14/2087B priority 1 on link 106050	WB	Jan-16	TRADS	No	2895-2915	2895	2915
529	Calibration	A14	0	4 MIDAS site at A14/2098A priority 1 on link 106051	EB	Jan-16	TRADS	No	2889-2971	2889	2971
530	Calibration	A14	0	4 MIDAS site at A14/2102B priority 1 on link 106051	WB	Jan-16	TRADS	No	2903-2970	2903	2970
531	Calibration	A14	0	4 MIDAS site at A14/1449B priority 1 on link 106033	WB	Jan-16	TRADS	No	2240-2090	2240	2090
532	Calibration	A11	0	e 6320/1 on link A11 northbound between A134 and	NB	Jan-16	TRADS	No	3271-3267	3271	3267
533	Calibration	A11	0	e 6321/1 on link A11 southbound between A134/A10	SB	Jan-16	TRADS	No	3267-3271	3267	3271
534	Calibration	A11	0	Site 6360/1 on link A11 northbound between A1075	NB	Jan-16	TRADS	No	3266-1003	3266	1003
535	Calibration	A11	0	Site 6499/1 on link A11 southbound between B111 a	SB	Jan-16	TRADS	No	1003-3266	1003	3266
538	Calibration	AOI	0	MU Site 6276/3 on link A12 northbound access from	NB	Jan-16	TRADS	No	3110-3111	3110	3111
542	Calibration	A12	0	Site 6338/1 on link A12 southbound between B1370	SB	Jan-16	TRADS	No	5981-6330	5981	6330
543	Calibration	A12	0	Site 6338/2 on link A12 northbound between B1375	NB	Jan-16	TRADS	No	6330-5981	6330	5981
544	Calibration	Lowestoft	0	Site 6339/1 on link A12 southbound between B1375	SB	Jan-16	TRADS	No	10257-6230	10257	6230
545	Calibration	Lowestoft	0	Site 6339/2 on link A12 northbound between A1117	NB	Jan-16	TRADS	No	6230-10257	6230	10257
548	Calibration	Lowestoft	1	Mutfordwood Lane	EB	Jan-15	ATC	No	4567-5070	4567	5070
549	Calibration	Lowestoft	1	Mutfordwood Lane	WB	Jan-15	ATC	No	5070-4567	5070	4567
550	Calibration	Lowestoft	2	Rushmere Road	EB	Jan-15	ATC	No	4566-5000	4566	5000
551	Calibration	Lowestoft	2	Rushmere Road	WB	Jan-15	ATC	No	5000-4566	5000	4566
552	Calibration	Lowestoft	3	Gisleham Road	NB	Jan-15	ATC	No	9600-5010	9600	5010
553	Calibration	Lowestoft	3	Gisleham Road	SB	Jan-15	ATC	No	5010-9600	5010	9600
554	Calibration	Lowestoft	4	A146 Beccles Road	EB	Jan-15	ATC	No	4512-2000	4512	2000
555	Calibration	Lowestoft	4	A146 Beccles Road	WB	Jan-15	ATC	No	2000-4512	2000	4512
556	Validation	Lowestoft	5	A1145 Castleton Avenue	EB	Jan-15	ATC	No	5110-5060	5110	5060
557	Validation	Lowestoft	5	A1145 Castleton Avenue	WB	Jan-15	ATC	No	5060-5110	5060	5110
558	Calibration	Lowestoft	6	A12 London Road	NB	Jan-15	ATC	No	5390-1000	5390	1000
559	Calibration	Lowestoft	6	A12 London Road	SB	Jan-15	ATC	No	1000-5390	1000	5390
560	Calibration	Lowestoft	7	London Road South	NEB	Jan-15	ATC	No	9606-1040	9606	1040
561	Calibration	Lowestoft	7	London Road South	SWB	Jan-15	ATC	No	1040-9606	1040	9606
562	Calibration	Lowestoft	8	A12 Tom Crisp Way	NEB	Jan-15	ATC	No	3000-6314	3000	6314
563	Calibration	Lowestoft	8	A12 Tom Crisp Way	SWB	Jan-15	ATC	No	6314-3000	6314	3000
564	Calibration	Lowestoft	9	A1117 Elm Tree Road	NB	Jan-15	ATC	No	3030-3040	3030	3040
565	Calibration	Lowestoft	9	A1117 Elm Tree Road	SB	Jan-15	ATC	No	3040-3030	3040	3030
566	Calibration	Lowestoft	10	A146 Beccles Road	NEB	Jan-15	ATC	No	6406-6404	6406	6404
567	Calibration	Lowestoft	10	A146 Beccles Road	SWB	Jan-15	ATC	No	6404-6406	6404	6406
568	Calibration	Lowestoft	11	Kirkley Run	NWB	Jan-15	ATC	No	6398-5270	6398	5270
569	Calibration	Lowestoft	11	Kirkley Run	SEB	Jan-15	ATC	No	5270-6398	5270	6398
570	Calibration	Lowestoft	12	A146 Waveney Drive	EB	Jan-15	ATC	No	4613-4010	4613	4010
571	Calibration	Lowestoft	12	A146 Waveney Drive	WB	Jan-15	ATC	No	4010-4613	4010	4613
574	Calibration	Lowestoft	15	Katwijk Way	NB	Jan-15	ATC	No	6040-6431	6040	6431
575	Calibration	Lowestoft	15	Katwijk Way	SB	Jan-15	ATC	No	6431-6040	6431	6040
576	Calibration	Lowestoft	16	A12 Battery Green Road	NB	Jan-15	ATC	No	6160-6150	6160	6150
577	Calibration	Lowestoft	16	A12 Battery Green Road	SB	Jan-15	ATC	No	6150-6160	6150	6160
578	Calibration	Lowestoft	17	A12 Old Nelson Street	NB	Jan-15	ATC	No	6140-6130	6140	6130
579	Calibration	Lowestoft	17	A12 Old Nelson Street	SB	Jan-15	ATC	No	6130-6140	6130	6140
580	Calibration	Lowestoft	18	St Peter's Street	EB	Jan-15	ATC	No	6070-6075	6070	6075
581	Calibration	Lowestoft	18	St Peter's Street	WB	Jan-15	ATC	No	6075-6070	6075	6070
582	Calibration	Lowestoft	19	Denmark Road	EB	Jan-15	ATC	No	7200-10139	7200	10139
583	Calibration	Lowestoft	19	Denmark Road	WB	Jan-15	ATC	No	10139-7200	10139	7200
584	Calibration	Lowestoft	20	Rotterdam Road	NEB	Jan-15	ATC	No	7210-9130	7210	9130
585	Calibration	Lowestoft	20	Rotterdam Road	SWB	Jan-15	ATC	No	9130-7210	9130	7210
586	Calibration	Lowestoft	21	Peto Way	NB	Jan-15	ATC	No	10190-7060	10190	7060
587	Calibration	Lowestoft	21	Peto Way	SB	Jan-15	ATC	No	7060-10190	7060	10190
588	Calibration	Lowestoft	22	A1117 Normanston Drive	NEB	Jan-15	ATC	No	7050-7060	7050	7060
589	Calibration	Lowestoft	22	A1117 Normanston Drive	SWB	Jan-15	ATC	No	7060-7050	7060	7050
590	Calibration	Lowestoft	23	A1144 Normanston Drive	EB	Jan-15	ATC	No	9240-9130	9240	9130
591	Calibration	Lowestoft	23	A1144 Normanston Drive	WB	Jan-15	ATC	No	9130-9240	9130	9240
592	Calibration	Lowestoft	24	Oulton Road	EB	Jan-15	ATC	No	9270-6309	9270	6309
593	Calibration	Lowestoft	24	Oulton Road	WB	Jan-15	ATC	No	6309-9270	6309	9270
594	Calibration	Lowestoft	25	B1375 Gorleston Road	NB	Jan-15	ATC	No	8030-8040	8030	8040
595	Calibration	Lowestoft	25	B1375 Gorleston Road	SB	Jan-15	ATC	No	8040-8030	8040	8030
596	Calibration	Lowestoft	26	A1117 Millennium Way	NB	Jan-15	ATC	No	7070-7080	7070	7080
597	Calibration	Lowestoft	26	A1117 Millennium Way	SB	Jan-15	ATC	No	7080-7070	7080	7070
598	Calibration	Lowestoft	27	A12 Yarmouth Road	NWB	Jan-15	ATC	No	0242-1024	10242	10248
599	Calibration	Lowestoft	27	A12 Yarmouth Road	SEB	Jan-15	ATC	No	0248-1024	10248	10242
600	Validation	Lowestoft	28	B1385 Corton Road	NB	Jan-15	ATC	No	9460-9480	9460	9480
601	Validation	Lowestoft	28	B1385 Corton Road	SB	Jan-15	ATC	No	9480-9460	9480	9460
604	Validation	Lowestoft	30	B1375 Parkhill	NB	Jan-15	ATC	No	6300-8070	6300	8070
605	Validation	Lowestoft	30	B1375 Parkhill	SB	Jan-15	ATC	No	8070-6300	8070	6300
606	Calibration	Lowestoft	31	B1074 Bluderston Road	NB	Jan-15	ATC	No	6324-9440	6324	9440
607	Calibration	Lowestoft	31	B1074 Bluderston Road	SB	Jan-15	ATC	No	9440-6324	9440	6324
608	Calibration	Lowestoft	32	Fixton Road	NB	Jan-15	ATC	No	4563-5656	4563	5656
609	Calibration	Lowestoft	32	Fixton Road	SB	Jan-15	ATC	No	5656-4563	5656	4563
610	Calibration	Lowestoft	33	Coast Road	NB	Jan-15	ATC	No	9510-6326	9510	6326
611	Calibration	Lowestoft	33	Coast Road	SB	Jan-15	ATC	No	6326-9510	6326	9510
620	Calibration	Lowestoft	29	Asda Car Park	Entry	Jan-15	ANPR	No	4000-6381	4000	6381
621	Calibration	Lowestoft	29	Asda Car Park	Exit	Jan-15	ANPR	No	6381-4000	6381	4000
626	Calibration	AOI	3	Hawthorn Drive	EB	Jan-15	ATC	No	0174-3017	30174	30173
627	Calibration	AOI	3	Hawthorn Drive	WB	Jan-15	ATC	No	0173-3017	30173	30174
628	Validation	AOI	4	Anglesea Road	EB	Jan-15	ATC	No	0085-2003	20085	20030
629	Validation	AOI	4	Anglesea Road	WB	Jan-15	ATC	No	0030-2008	20030	20085
635	Calibration	AOI	8	Bramley Hill	NB	Jan-15	ATC	No	0333-7033	70333	70334
636	Calibration	AOI	8	Bramley Hill	SB	Jan-15	ATC	No	0334-7033	70334	70333
637	Calibration	AOI	9	Belvedere Road	NB	Jan-15	ATC	No	0055-2033	20055	20337
638	Calibration	AOI	9	Belvedere Road	SB	Jan-15	ATC	No	0337-2005	20337	20055
639	Calibration	AOI	10	Brunswick Road	NB	Jan-15	ATC	No	0056-2005	20056	20052
640	Calibration	AOI	10	Brunswick Road	SB	Jan-15	ATC	No	0052-2005	20052	20056

PM Peak																
ALL VEHICLES					CAR					LGV			HGV		
Observed	Modelled	GEH	GEH Pass?	Flow Pass?	Observed	Modelled	GEH	GEH Pass?	Flow Pass?	Observed	Modelled	GEH	Observed	Modelled	GEH
390	386	0.197	Yes	Yes	376.625	382	0.253	Yes	Yes	10.70833	5	2.243	2.625	0	2.291
327	320	0.437	Yes	Yes	303.2083	302	0.057	Yes	Yes	17.83333	17	0.118	6.416667	0	3.546
1941	1973	0.704	Yes	Yes	1650.583	1642	0.206	Yes	Yes	53.29167	94	4.782	237.5417	236	0.103
1568	1468	2.572	Yes	Yes	1236.333	1196	1.168	Yes	Yes	97.29167	48	5.735	234.7917	224	0.695
241	241	0.030	Yes	Yes	175.375	176	0.053	Yes	Yes	14.75	15	0.114	50.875	50	0.095
712	708	0.136	Yes	Yes	601.9167	599	0.126	Yes	Yes	21.08333	21	0.088	88.875	88	0.098
1975	1976	0.015	Yes	Yes	1640.167	1643	0.078	Yes	Yes	80.54167	83	0.235	254.25	250	0.288
1679	1674	0.130	Yes	Yes	1456.667	1500	1.116	Yes	Yes	91.75	92	0.024	130.5833	82	4.700
1195	1194	0.020	Yes	Yes	995.9167	1028	0.999	Yes	Yes	66.91667	67	0.007	131.9167	99	3.023
1517	1552	0.891	Yes	Yes	1340.5	1375	0.932	Yes	Yes	81.08333	81	0.011	95.5	96	0.069
1126	1154	0.838	Yes	Yes	969.9167	999	0.930	Yes	Yes	52.75	53	0.026	103.3333	102	0.105
336	286	2.866	Yes	Yes	306.4167	256	3.002	Yes	Yes	23.66667	24	0.021	6.25	6	0.129
1439	1516	1.996	Yes	Yes	1381.75	1345	1.004	Yes	Yes	44	158	11.335	13.125	13	0.023
1161	1185	0.715	Yes	Yes	1102.125	1089	0.407	Yes	Yes	36.25	90	6.726	22.625	7	3.996
668	741	2.753	Yes	Yes	627.6667	654	1.031	Yes	Yes	25.45833	82	7.688	14.54167	5	2.965
564	627	2.580	Yes	Yes	532.1667	569	1.553	Yes	Yes	16.58333	54	6.249	15.20833	5	3.325
29	47	2.942	Yes	Yes	25.8394	44	3.082	Yes	Yes	3.048261	3	0.058	0.169175	0	0.517
21	38	3.096	Yes	Yes	18.71781	34	2.983	Yes	Yes	2.20813	4	0.923	0.122549	0	0.495
77	0	12.425	No	Yes	68.6556	0	11.718	No	Yes	8.099266	0	4.025	0.4495	0	0.934
41	0	9.006	No	Yes	36.06487	0	8.493	No	Yes	4.254554	0	2.917	0.236123	0	0.687
42	54	1.759	Yes	Yes	37.29277	53	2.378	Yes	Yes	4.399409	1	2.216	0.244162	0	0.662
26	25	0.271	Yes	Yes	23.3521	22	0.382	Yes	Yes	2.754835	1	1.674	0.15289	3	2.161
889	1053	5.251	No	No	790.5596	938	5.023	No	No	93.26191	105	1.173	5.175927	9	1.577
659	878	7.900	No	No	585.8611	776	7.284	No	No	69.11374	91	2.475	3.835732	11	2.514
456	498	1.906	Yes	Yes	405.4265	432	1.281	Yes	Yes	47.82795	59	1.516	2.654396	7	1.970
444	539	4.274	Yes	Yes	394.8386	481	4.122	Yes	Yes	46.57891	50	0.473	2.585075	8	2.281
753	643	4.148	Yes	Yes	669.4295	558	4.519	Yes	No	78.97226	78	0.160	4.382868	8	1.504
769	589	6.911	No	No	683.6727	516	6.844	No	No	80.65252	64	2.010	4.476121	9	1.778
516	524	0.336	Yes	Yes	459.0275	469	0.449	Yes	Yes	54.15124	53	0.130	3.005331	2	0.669
495	559	2.789	Yes	Yes	440.3885	502	2.820	Yes	Yes	51.9524	55	0.425	2.883298	3	0.168
498	557	2.565	Yes	Yes	442.9251	492	2.266	Yes	Yes	52.25165	60	1.078	2.899906	5	0.939
702	807	3.819	Yes	Yes	624.2421	740	4.418	Yes	No	73.64152	60	1.621	4.087018	7	1.200
417	458	1.923	Yes	Yes	371.1263	394	1.162	Yes	Yes	43.78157	59	2.116	2.429826	5	1.224
414	503	4.178	Yes	Yes	368.0381	430	3.081	Yes	Yes	43.41727	69	3.395	2.409608	5	1.312
531	468	2.819	Yes	Yes	472.2623	422	2.394	Yes	Yes	55.71254	41	2.048	3.091981	5	0.937
487	338	7.309	No	No	432.8887	287	7.672	No	No	51.06766	48	0.406	2.834196	3	0.015
217	218	0.027	Yes	Yes	193.2283	194	0.027	Yes	Yes	22.79504	23	0.014	1.265098	1	0.043
182	181	0.055	Yes	Yes	161.4647	161	0.039	Yes	Yes	19.04791	19	0.013	1.057137	1	0.191
219	217	0.180	Yes	Yes	194.9929	195	0.003	Yes	Yes	23.00322	19	0.979	1.276652	3	1.207
427	421	0.321	Yes	Yes	379.9862	387	0.351	Yes	Yes	44.82678	34	1.788	2.487834	0	1.974
305	162	9.362	No	No	271.1667	148	8.494	No	No	31.98939	13	4.029	1.775374	1	0.832
223	301	4.802	Yes	Yes	198.5222	273	4.833	Yes	Yes	23.41956	27	0.782	1.299759	1	0.363
453	362	4.520	Yes	Yes	402.9686	317	4.515	Yes	Yes	47.538	42	0.837	2.638304	3	0.027
904	713	6.719	No	No	803.9047	653	5.592	No	No	94.83622	58	4.245	5.2633	2	1.575
625	626	0.045	Yes	Yes	555.8622	555	0.023	Yes	Yes	65.57478	67	0.224	3.639324	3	0.085
572	574	0.058	Yes	Yes	508.9889	511	0.077	Yes	Yes	60.04516	60	0.064	3.332436	3	0.079
619	454	7.154	No	No	550.6786	414	6.220	No	No	64.96327	36	4.076	3.605386	3	0.068
506	503	0.126	Yes	Yes	449.6528	448	0.076	Yes	Yes	53.04531	53	0.014	2.943953	2	0.878
259	257	0.140	Yes	Yes	230.1755	229	0.108	Yes	Yes	27.15368	27	0.078	1.506998	1	0.171
403	402	0.009	Yes	Yes	358.0017	358	0.000	Yes	Yes	42.23328	42	0.001	2.343898	2	0.119
149	108	3.641	Yes	Yes	132.7893	99	3.165	Yes	Yes	15.66509	9	1.911	0.869394	0	0.717
145	93	4.818	Yes	Yes	129.0394	85	4.260	Yes	Yes	15.22272	7	2.333	0.844843	0	0.838
420	588	7.504	No	No	373.1115	530	7.374	No	No	44.01577	57	1.873	2.442824	1	1.218
604	398	9.220	No	No	537.1129	367	7.999	No	No	63.36293	28	5.282	3.516569	3	0.342
603	763	6.132	No	No	536.2747	686	6.065	No	No	63.26405	72	1.047	3.511081	5	0.836
643	1078	14.826	No	No	572.0969	947	13.604	No	No	67.48998	126	5.907	3.745615	6	0.937
236	236	0.006	Yes	Yes	209.9924	210	0.022	Yes	Yes	24.77269	25	0.060	1.374856	1	0.061
320	320	0.010	Yes	Yes	284.5485	284	0.029	Yes	Yes	33.56804	34	0.079	1.862987	2	0.112
368	374	0.315	Yes	Yes	326.8999	332	0.305	Yes	Yes	38.56422	39	0.080	2.140269	2	0.023
350	366	0.810	Yes	Yes	311.5696	324	0.675	Yes	Yes	36.75571	40	0.511	2.039899	2	0.089
539	487	2.275	Yes	Yes	478.9743	416	2.955	Yes	Yes	56.50435	66	1.245	3.135925	4	0.645
697	629	2.641	Yes	Yes	619.3893	533	3.585	Yes	Yes	73.06904	90	1.870	4.055247	5	0.557
541	453	3.921	Yes	Yes	480.9752	407	3.488	Yes	Yes	56.7404	43	1.955	3.149026	3	0.060
506	502	0.168	Yes	Yes	450.2043	443	0.355	Yes	Yes	53.11037	57	0.491	2.947564	3	0.058
696	674	0.831	Yes	Yes	619.1688	603	0.663	Yes	Yes	73.04302	70	0.365	4.053802	2	1.354
596	612	0.658	Yes	Yes	530.2749	545	0.650	Yes	Yes	62.55626	63	0.082	3.471799	4	0.232
103	95	0.758	Yes	Yes	91.5408	86	0.599	Yes	Yes	10.79902	9	0.411	0.599333	0	1.095
92	74	2.022	Yes	Yes	81.94556	67	1.765	Yes	Yes	9.667076	7	0.954	0.536511	0	0.816
312	311	0.076	Yes	Yes	277.49	262	0.947	Yes	Yes	32.73535	46	2.073	1.816774	3	0.787
481	532	2.240	Yes	Yes	427.9257	472	2.085	Yes	Yes	50.48217	55	0.568	2.801702	5	1.050
217	256	2.523	Yes	Yes	193.118	218	1.742	Yes	Yes	22.78203	36	2.463	1.264376	2	0.384
141	177	2.805	Yes	Yes	125.7307	154	2.375	Yes	Yes	14.83239	21	1.554	0.82318	2	0.635
56	18	6.109	No	Yes	49.40998	16	5.803	No	Yes	5.828869	2	1.793	0.323495	0	0.804
75	54	2.624	Yes	Yes	67.0564	50	2.283	Yes	Yes	7.910608	5	1.297	0.43903	0	0.937
51	22	4.781	Yes	Yes	45.62716	22	4.021	Yes	Yes	5.347467	0	3.207	0.296778	0	0.770
68	0	11.614	No	Yes	60.83621	0	10.949	No	Yes	7.129956	0	3.768	0.395704	0	0.890
305	73	16.838	No	No	270.8725	68	15.623	No	No	31.95469	5	6.424	1.773448	1	0.615
333	113	14.752	No	No	296.4599	105	13.525	No	No	34.97322	7	6.095	1.940973	1	0.698
230	222	0.562	Yes	Yes	195.9169	195	0.080	Yes	Yes	28.46409	26	0.464	5.627194	1	2.753
321	317	0.224	Yes	Yes	291.7992	299	0.410	Yes	Yes	16.76652	17	0.024	12.91697	2	4.017
251	286	2.143	Yes	Yes	234.9241	264	1.867	Yes	Yes	13.12728	15	0.377	2.557616	7	1.942
220	187	2.298	Yes	Yes	209.884	172	2.775	Yes	Yes	7.798382	9	0.368	2.046252	7	2.170
74	73	0.162	Yes	Yes	68.45138	68	0.029	Yes	Yes	5.198921	4	0.360	0.383672	0	0.790
40	38	0.245	Yes	Yes	37.24561	37	0.053	Yes	Yes	2.729434	1	0.861	0	0	0.295
162	35	12.758	No	No	148.7308	35	11.911	No	No	11.43763	0	4.597	1.406799	0	1.506
77	12	9.817	No	Yes	69.33219	11	9.176	No	Yes	7.408463	1	3.381	0.511563	0	1.011
105	107	0.234	Yes	Yes	97.64389	100	0.273	Yes	Yes	7.27849	7	0.131	0	0	0.280
92	100	0.872	Yes	Yes	85.56423	94	0.875	Yes	Yes	6.238705	6	0.072	0	0	0.396

ID	Calibration / Validation	Area	Ref	Site Location	Dir	Date	Data Type	Duplicate?	Ref	A-Node	B-Node	PM Peak																	
												ALL VEHICLES					CAR					LGV			HGV		
												Observed	Modelled	GEH	GEH Pass?	Flow Pass?	Observed	Modelled	GEH	GEH Pass?	Flow Pass?	Observed	Modelled	GEH	Observed	Modelled	GEH
643	Calibration	AOI	12	Sidegate Lane	NB	Jan-15	ATC	No	0057-2005	20057	20053	265	322	3.345	Yes	Yes	240.964	289	2.970	Yes	Yes	17.93628	28	2.102	5.882976	5	0.494
644	Calibration	AOI	12	Sidegate Lane	SB	Jan-15	ATC	No	0053-2005	20053	20057	235	219	1.057	Yes	Yes	204.0959	200	0.283	Yes	Yes	26.77444	17	2.118	3.836723	2	1.183
651	Calibration	AOI	16	Adelaide Road	NB	Jan-15	ATC	No	0644-3064	30644	30645	49	49	0.060	Yes	Yes	43.66292	44	0.075	Yes	Yes	4.159137	4	0.089	0.767345	1	0.113
652	Calibration	AOI	16	Adelaide Road	SB	Jan-15	ATC	No	0645-3064	30645	30644	38	38	0.069	Yes	Yes	35.48399	35	0.088	Yes	Yes	2.859407	3	0.094	0.127891	0	0.202
653	Calibration	AOI	17	Gleneagles Drive	EB	Jan-15	ATC	No	0646-3064	30646	30647	83	84	0.122	Yes	Yes	78.64359	79	0.088	Yes	Yes	3.769218	4	0.112	0.767345	1	0.118
654	Calibration	AOI	17	Gleneagles Drive	WB	Jan-15	ATC	No	0647-3064	30647	30646	66	66	0.010	Yes	Yes	61.15326	61	0.034	Yes	Yes	3.639245	4	0.190	0.895235	1	0.032
655	Calibration	AOI	18	Penshurst Road	EB	Jan-15	ATC	No	0377-3064	70377	30648	71	67	0.495	Yes	Yes	62.66322	64	0.132	Yes	Yes	5.848786	2	1.669	2.429925	1	1.410
656	Calibration	AOI	18	Penshurst Road	WB	Jan-15	ATC	No	0648-7037	30648	70377	40	37	0.494	Yes	Yes	34.35152	34	0.072	Yes	Yes	4.679029	2	1.224	0.639454	0	0.480
657	Calibration	AOI	19	Ashdown Way	EB	Jan-15	ATC	No	0273-3065	30273	30655	216	215	0.075	Yes	Yes	197.9302	198	0.016	Yes	Yes	14.9469	15	0.007	3.069379	2	0.836
658	Calibration	AOI	19	Ashdown Way	WB	Jan-15	ATC	No	0655-3027	30655	30273	220	219	0.082	Yes	Yes	188.3671	193	0.325	Yes	Yes	27.68426	24	0.743	4.092505	2	1.087
659	Calibration	AOI	21	Grove Hill	NB	Jan-15	ATC	No	0223-3020	30223	30203	196	99	7.986	No	Yes	172.3435	81	8.156	No	Yes	20.13308	16	1.093	3.385344	3	0.348
660	Calibration	AOI	21	Grove Hill	SB	Jan-15	ATC	No	0203-3022	30203	30223	74	53	2.705	Yes	Yes	67.94906	51	2.206	Yes	Yes	5.351831	2	2.033	0.752299	0	1.174
663	Calibration	AOI	23	Birkfield Drive	NB	Jan-15	ATC	No	0709-7029	30709	70297	146	145	0.036	Yes	Yes	125.8298	125	0.057	Yes	Yes	19.7559	20	0.037	0	0	0.295
664	Calibration	AOI	23	Birkfield Drive	SB	Jan-15	ATC	No	0297-3070	70297	30709	233	235	0.131	Yes	Yes	216.4272	218	0.102	Yes	Yes	16.63655	17	0.110	0	0	0.295
667	Calibration	AOI	25	Norwich Road	NB	Jan-15	ATC	No	0138-3013	30138	30137	710	870	5.677	No	No	661.1095	789	4.742	Yes	No	30.15374	54	3.610	19.05573	28	1.769
668	Calibration	AOI	25	Norwich Road	SB	Jan-15	ATC	No	0137-3013	30137	30138	624	819	7.290	No	No	568.7505	736	6.546	No	No	38.86194	55	2.293	15.98635	29	2.735
669	Calibration	AOI	26	Bramford Road	EB	Jan-15	ATC	No	0142-3044	30142	30449	610	553	2.379	Yes	Yes	555.2867	506	2.161	Yes	Yes	37.04231	32	0.917	17.90471	16	0.544
670	Calibration	AOI	26	Bramford Road	WB	Jan-15	ATC	No	0449-3014	30449	30142	546	531	0.612	Yes	Yes	496.5242	494	0.097	Yes	Yes	38.34204	33	0.879	10.74283	4	2.505
671	Calibration	AOI	27	A1214 Yarmouth Road	NB	Jan-15	ATC	No	0080-2002	20080	20024	775	755	0.705	Yes	Yes	717.8587	709	0.335	Yes	Yes	40.03169	40	0.001	17.00947	6	3.082
672	Calibration	AOI	27	A1214 Yarmouth Road	SB	Jan-15	ATC	No	0024-2008	20024	20080	596	610	0.593	Yes	Yes	549.6243	550	0.007	Yes	Yes	33.79299	45	1.735	12.40541	16	0.935
673	Calibration	AOI	28	A1071 Handford Road	EB	Jan-15	ATC	No	0312-2001	20312	20016	261	374	6.367	No	No	237.3495	354	6.784	No	No	16.05549	17	0.288	7.272221	3	1.957
674	Calibration	AOI	28	A1071 Handford Road	WB	Jan-15	ATC	No	0016-2031	20016	20312	447	440	0.341	Yes	Yes	416.7185	414	0.135	Yes	Yes	21.66217	22	0.074	8.776818	4	1.890
675	Calibration	AOI	29	B1067 Bramford Road	NWB	Jan-15	ATC	No	0427-2002	30427	20025	305	316	0.606	Yes	Yes	285.0044	299	0.841	Yes	Yes	14.03709	14	0.057	6.138757	2	1.913
676	Calibration	AOI	29	B1067 Bramford Road	SEB	Jan-15	ATC	No	0025-3042	20025	30427	292	280	0.698	Yes	Yes	271.2867	261	0.660	Yes	Yes	13.90711	14	0.041	6.778211	6	0.481
677	Calibration	AOI	30	A1156 Norwich Road	NB	Jan-15	ATC	No	0028-2002	20028	20026	503	592	3.768	Yes	Yes	461.4177	548	3.866	Yes	Yes	23.26517	32	1.600	18.79994	12	1.812
678	Calibration	AOI	30	A1156 Norwich Road	SB	Jan-15	ATC	No	0026-2002	20026	20028	433	448	0.735	Yes	Yes	396.3637	410	0.688	Yes	Yes	29.63385	27	0.512	7.033993	11	1.429
679	Calibration	AOI	31	Valley Road	EB	Jan-15	ATC	No	0375-2004	70375	20043	504	521	0.768	Yes	Yes	454.3712	477	1.037	Yes	Yes	38.0821	37	0.196	11.1265	7	1.245
680	Calibration	AOI	31	Valley Road	WB	Jan-15	ATC	No	0043-7037	20043	70375	576	501	3.227	Yes	Yes	524.3326	459	2.995	Yes	Yes	36.78237	37	0.017	15.09111	6	2.769
683	Validation	AOI	33	Valley Road	EB	Jan-15	ATC	No	0264-2004	20264	20047	854	973	3.940	Yes	Yes	774.3563	897	4.231	Yes	No	59.91757	59	0.071	19.4394	17	0.633
684	Validation	AOI	33	Valley Road	WB	Jan-15	ATC	No	0047-2026	20047	20264	938	1170	7.160	No	No	881.9407	1075	6.174	No	No	40.42161	66	3.453	15.219	29	2.998
687	Calibration	AOI	35	B1077 Westerfield Road	NB	Jan-15	ATC	No	0807-3033	30807	30333	194	194	0.011	Yes	Yes	175.7851	189	0.983	Yes	Yes	14.29703	4	3.274	3.580942	0	2.203
688	Calibration	AOI	35	B1077 Westerfield Road	SB	Jan-15	ATC	No	0333-3080	30333	30807	191	181	0.778	Yes	Yes	170.6075	165	0.401	Yes	Yes	15.72674	14	0.389	5.115631	1	2.200
689	Calibration	AOI	36	Colchester Road	EB	Jan-15	ATC	No	0252-2027	20252	20277	682	681	0.063	Yes	Yes	618.4532	616	0.118	Yes	Yes	53.67886	55	0.167	10.10337	10	0.018
690	Calibration	AOI	36	Colchester Road	WB	Jan-15	ATC	No	0277-2025	20277	20252	726	718	0.329	Yes	Yes	663.2486	652	0.441	Yes	Yes	47.44016	47	0.136	15.73057	19	0.811
691	Calibration	AOI	37	A1214 Woodbridge Road	EB	Jan-15	ATC	No	0298-3030	30298	30301	1100	790	10.099	No	No	1024.403	743	9.478	No	No	75.90425	46	3.823	0	1	1.498
692	Calibration	AOI	37	A1214 Woodbridge Road	WB	Jan-15	ATC	No	0301-3029	30301	30298	849	631	8.020	No	No	792.0431	581	8.069	No	No	54.06878	48	0.871	3.069379	2	0.347
693	Calibration	AOI	38	A1189 Heath Road	NB	Jan-15	ATC	No	0646-3029	30646	30293	847	841	0.179	Yes	Yes	780.1445	779	0.056	Yes	Yes	48.99983	49	0.014	17.52104	14	0.951
694	Calibration	AOI	38	A1189 Heath Road	SB	Jan-15	ATC	No	0293-3064	30293	30646	777	773	0.148	Yes	Yes	698.9843	696	0.122	Yes	Yes	58.61784	60	0.189	19.18362	17	0.551
695	Calibration	AOI	39	Foxhall Road	EB	Jan-15	ATC	No	0372-3039	30372	30394	530	541	0.494	Yes	Yes	491.2632	488	0.165	Yes	Yes	37.71766	45	1.088	1.003065	9	3.603
696	Calibration	AOI	39	Foxhall Road	WB	Jan-15	ATC	No	0394-3037	30394	30372	525	645	4.934	Yes	No	476.4065	591	4.975	Yes	No	44.85344	37	1.182	4.01226	16	3.777
697	Calibration	AOI	Jn 1	1 Ransomes Way - Nacton Road from Ransomes W	0	Jan-15	MCC	No	0238-3023	30238	30237	716	741	0.939	Yes	Yes	687.5152	712	0.919	Yes	Yes	22.69945	24	0.298	5.470047	5	0.178
698	Calibration	AOI	Jn 1	1 Ransomes Way - Nacton Road from Bluestern Rc	0	Jan-15	MCC	No	0777-3023	30777	30237	438	450	0.551	Yes	Yes	400.5381	412	0.591	Yes	Yes	31.16772	31	0.064	6.493173	7	0.023
700	Calibration	AOI	Jn 1	Ransomes Way - Nacton Road from Ravenwood Av	0	Jan-15	MCC	No	0664-3023	30664	30237	388	399	0.545	Yes	Yes	371.5866	382	0.555	Yes	Yes	16.86934	17	0.007	0	0	0.000
701	Calibration	AOI	Jn 1	n 1 Ransomes Way - Nacton Road from Nacton Roa	0	Jan-15	MCC	No	0434-3023	30434	30237	705	708	0.091	Yes	Yes	653.4665	660	0.245	Yes	Yes	42.19674	38	0.608	9.464475	9	0.003
702	Calibration	AOI	Jn 2	nsomes Way N - Ransomes Way S from Ransomes	0	Jan-15	MCC	No	0370-3023	70370	30238	727	747	0.739	Yes	Yes	687.9902	708	0.762	Yes	Yes	36.63251	37	0.022	2.514957	3	0.037
704	Calibration	AOI	Jn 2	ansomes Way N - Ransomes Way S from Central A	0	Jan-15	MCC	No	0665-3023	30665	30238	422	428	0.327	Yes	Yes	396.2526	403	0.338	Yes	Yes	21.86748	22	0.004	3.480939	3	0.003
705	Calibration	AOI	Jn 2	nsomes Way N - Ransomes Way S from Ransomes	0	Jan-15	MCC	No	0237-3023	30237	30238	583	631	1.943	Yes	Yes	555.8126	588	1.357	Yes	Yes	21.60466	37	2.807	5.944413	6	0.111
707	Calibration	AOI	Jn 3	3 Felixstowe Road - Ransomes Way from Murrils Rc	0	Jan-15	MCC	No	0492-3025	30492	30256	458	469	0.497	Yes	Yes	432.0688	441	0.418	Yes	Yes	25.75031	26	0.059	0	2	1.830
708	Calibration	AOI	Jn 3	Felixstowe Road - Ransomes Way from Felixstowe R	0	Jan-15	MCC	No	0371-3025	70371	30256	470	513	1.955	Yes	Yes	423.0238	456	1.586	Yes	Yes	44.96961	53	1.132	2.046252	4	1.231
711	Calibration	AOI	Jn 4	Jn 4 Rands Way - Nacton Road from Rands Way	0	Jan-15	MCC	No	0249-3024	30249	30241	241	263	1.373	Yes	Yes	216.6576	233	1.095	Yes	Yes	24.65022	27	0.383	0	3	2.624
713	Calibration	AOI	Jn 4	In 4 Rands Way - Nacton Road from Landseer Roac	0	Jan-15	MCC	No	0432-3024	30432	30241	461	467	0.300	Yes	Yes	425.0986	434	0.441	Yes	Yes	28.71857	29	0.032	6.910003	4	1.214
714	Calibration	AOI	Jn 4	In 4 Rands Way - Nacton Road from Nacton Road V	0	Jan-15	MCC	No	0436-3024	30436	30241	340	353	0.750	Yes	Yes	312.6177	324	0.636	Yes	Yes	26.91433	27	0.068	0	2	2.124
719	Validation	AOI	Jn 6	Jn 6 Heath Road - Bixley Road from Heath Road	0	Jan-15	MCC	No	0311-3027	70311	30275	785	790	0.183	Yes	Yes	732.2798	712	0.737	Yes	Yes	50.96981	61	1.353	2.00613	17	4.828
720	Validation	AOI	Jn 6	Jn 6 Heath Road - Bixley Road from Foxhall Road E	0	Jan-15	MCC	No	0443-3027	30443	30275	467	507	1.800	Yes	Yes	419.4325	474	2.579	Yes	Yes	44.85344	26	3.147	3.009195	7	1.773
721	Validation	AOI	Jn 6	Jn 6 Heath Road - Bixley Road from Bixley Road	0	Jan-15	MCC	No	0310-3027	70310	30275	940	847	3.135	Yes	Yes	854.6554	775	2.805	Yes	Yes	84.60989	60	2.836	1.003065	11	4.197
722	Validation	AOI	Jn 6	Jn 6 Heath Road - Bixley Road from Foxhall Road W	0	Jan-15	MCC	No	0652-3027	30652	30275	465	519	2.438	Yes	Yes	442.1312	494	2.411	Yes	Yes	22.42672	19	0.863	0	6	3.403
723	Calibration	AOI	Jn 7	Woodbridge Road - Heath Road from Woodbridge R	0	Jan-15	MCC	No	0254-3029	20254	30296	846	863	0.566	Yes	Yes	789.2042	795	0.214	Yes	Yes	54.06878	64	1.319	3.069379	3	0.210
724	Calibration	AOI	Jn 7	n 7 Woodbridge Road - Heath Road from Heath Roa	0	Jan-15	MCC	No	0815-3029	30815	30296	1080	1133	1.582	Yes	Yes	990.5318	1039	1.536	Yes	Yes	87.34187	87	0.004	2.046252	6	1.882
728	Calibration	AOI	Jn 8	odbridge Road - Colchester Road from Woodbridge	0	Jan-15	MCC	No	0278-3029	20278	30294	582	498	3.621	Yes	Yes	544.5912	445	4.469	Yes	Yes	30.15374	33	0.510	7.161883	20	3.393
729	Calibration	AOI	Jn 8	Voodbridge Road - Colchester Road from Colchester	0	Jan-15	MCC	No	0253-3029	20253	30295	844	818	0.892	Yes	Yes	764.0382	746	0.651	Yes	Yes	75.90425	62	1.710	4.092505	10	2.357
731	Calibration	AOI	Jn 9	Cauldwell Hall Road - St John's Road from Freehold	0	Jan-15	MCC	No	0340-2028	20340	20280	116	115	0.056	Yes	Yes	105.697	106	0.011	Yes	Yes	9.358058	9	0.112	1.023126	1	0.153
733	Calibration	AOI	Jn 9	uldwell Hall Road - St John's Road from Marlborouc	0	Jan-15	MCC	No	0281-2028	20281	20280	15	15	0.030	Yes	Yes	14.09293	14	0.007	Yes	Yes	1.039784	1	0.121	0	0	0.646
735	Calibration	AOI	Jn 10	Cauldwell Hall Road - Foxhall Road from Cauldwell Ha	0	Jan-15	MCC	No	0280-2007	20280	20077	243	236	0.419	Yes	Yes	217.118	213	0.252	Yes	Yes	24.46551	23	0.378	1.003065	0	1.318
736	Calibration	AOI	Jn 10	Cauldwell Hall Road - Foxhall Road from Foxhall Rc	0	Jan-15	MCC	No	0441-2007	30441	20077	307	309	0.166	Yes	Yes	287.1879	289	0.114	Yes	Yes	18.34913	18	0.115	1.003065	2	1.108
737	Calibration	AOI	Jn 10	10 Cauldwell Hall Road - Foxhall Road from Derby R	0	Jan-15	MCC	No	0197-2007	70197	20077	277	226	3.247	Yes	Yes	241.7905	202	2.689	Yes	Yes	35.67887	23	2.249	0	1	1.234
739	Calibration	AOI	Jn 11	11 Felixstowe Road - Bishops Hill from Rosehill Roa	0	Jan-15	MCC	No	0144-3024	70144	30245	11	11	0.114	Yes	Yes	10.06638	10	0.089	Yes	Yes	1.039784	1	0.029	0	0	0.373
740	Calibration	AOI	Jn 11	11 Felixstowe Road - Bishops Hill from Felixstowe R	0	Jan-15	MCC	No	0438-3024	30438	30245	252	289	2.235	Yes	Yes	230.5201	260	1.867	Yes	Yes	19.7559	27	1.408	2.046252	3	0.497
742	Calibration	AOI	Jn 11	In 11 Felixstowe Road - Bishops Hill from Bishops Hi	0	Jan-15	MCC	No	0001-3024	60001	30245	597	654	2.282	Yes	Yes	545.5978	599	2.220	Yes	Yes	49.90964	51	0.179	1.023126	4	1.734
743	Calibration	AOI	Jn 12	Jn 12 Duke Street - Cliff Road from Duke Street	0	Jan-15	MCC	No	0093-3022	70093	30226	325	348	1.252	Yes	Yes	303.9703	325	1.186	Yes	Yes	18.39832	20	0.374	2.806353	3	0.178
744	Calibration	AOI	Jn 12	Jn 12 Duke Street - Cliff Road from Myrtle Road	0	Jan-15	MCC	No	0135-3022	70135	30226	57	51	0.845	Yes	Yes	48.84795	48	0.151	Yes	Yes	6.88141	3	1.972	1.023126	0	1.105
746	Calibration	AOI	Jn 12	Jn 12 Duke Street - Cliff Road from Cliff Road	0	Jan-15	MCC	No	0094-3022	70094	30226	51	50	0.236	Yes	Yes	46.3843	46	0.023	Yes	Yes	2.491858	2	0.342	2.451936	1	0.726
748	Calibration	AOI	Jn 13	In 13 Back Hamlet - Fore Hamlet from Fore Hamlet E	0	Jan-15	MCC	No	0760-2007	30760	20072	350	483	6.513	No	No	320.1109	435	5.919	No	No	29.11396	46	2.747	1.023126	2	0.879
749	Calibration	AOI	Jn 13	Jn 13 Back Hamlet - Fore Hamlet from Duke Street	0	Jan-15	MCC	No	0001-2007	70001	20072	418	415	0.101	Yes	Yes	385.6971	386	0.037	Yes	Yes	19.53582	24	0.924	12.28445	5	2.398
755	Calibration	AOI	Jn 15	n 15 Hawes Street - Vernon Street from Felaw Stree	0	Jan-15	MCC	No	0063-3021	70063	30215	101	102	0.135	Yes	Yes	99.65716	101	0.129	Yes	Yes	1.039784	1	0.039	0	0	0.466
758	Calibration	AOI	Jn 15	15 Hawes Street - Vernon Street from Vernon Stre	0	Jan-15	MCC	No	0019-3021	70019	30215	647	647	0.009	Yes	Yes	610.6381	614	0.144	Yes	Yes	27.16246	25	0.453	8.796879	8	0.352
759	Calibration	AOI	Jn 16	16 Hawes Street - Station Street from Hawes Stree	0	Jan-15	MCC	No	0215-3021	30215	30216	757	754	0.117	Yes	Yes	722.7374	721	0.048	Yes	Yes	25.62818	25	0.215	8.796879	8	0.295
760	Calibration	AOI	Jn 16	Jn 16 Hawes Street - Station Street from Bath Stree	0	Jan-15	MCC	No	0052-3021	70052	30216	272	237	2.188	Yes	Yes	246.3514	227	1.270	Yes	Yes	24.79271	10	3.678	1.023126	1	0.153
761	Calibration	AOI	Jn 16	16 Hawes Street - Station Street from Hawes Stree	0	Jan-15	MCC	No	0315-3021	70315	30216	734	676	2.171	Yes	Yes	702.056	628	2.859	Yes	Yes	26.6609	42	2.598	5.086972	6	0.366
762	Calibration	AOI	Jn 16	16 Hawes Street - Station Street from Station Stree	0	Jan-15	MCC	No	0043-3021	70043	30216	268	264	0.247	Yes	Yes	252.3639	252	0.047	Yes	Yes	15.4241	12	1.000	0	0	0.899
768	Calibration	AOI	Jn 18	18 Belstead Road - Luther Road from Belstead Roa	0	Jan-15	MCC	No	0211-3019	30211	30193	582	532	2.101	Yes	Yes	543.5845	494	2.198	Yes	Yes	38.47202	39	0.053	0	0	0.502
769	Calibration	AOI	Jn 18	In 18 Belstead Road - Luther Road from Luther Roa	0	Jan-15	MCC	No	0022-3019	70022	30193	316	313	0.169	Yes	Yes	287.8985	293	0.312	Yes	Yes	28.07417	20	1.709	0	0	0.295
771	Calibration	AOI	Jn 19	9 Belstead Road - Ancaster Road from Belstead Rou	0	Jan-15	MCC	No	0193-3070	30193	30703	643	643	0.000	Yes	Yes	590.8965	591	0.011	Yes	Yes	51.98921	52	0.017	0	0	0.536
773	Calibration	AOI	Jn 19	9 Belstead Road - Ancaster Road from Belstead Rou	0	Jan-15	MCC	No	0192-3070	30192	30703	392	392	0.024	Yes	Yes	353.3299	354	0.043	Yes	Yes	38.47202	38	0.088	0	0	0.639
775	Calibration	AOI	Jn 20	0 Birkfield Drive - Stone Lodge Lane from Birkfield Dr	0	Jan-15	MCC	No	0173-3017	30173	30175	331	331	0.018	Yes	Yes	302.998	303	0.023	Yes	Yes	28.07417	28	0.022	0	0	0.295
776	Calibration	AOI	Jn 20	irkfield Drive - Stone Lodge Lane from Stone Lodge	0	Jan-15	MCC	No	0190-3017	30190	30175	203	217	0.943	Yes	Yes	185.2214	198	0.937	Yes	Yes	17.67633	18	0.166	0	0	0.336
778	Calibration	AOI	Jn 20	irkfield Drive - Stone Lodge Lane from Stone Lodge	0	Jan-15	MCC	No	0296-7029	70296	70297	145	145	0.042	Yes	Yes	131.8696	131	0.084	Yes	Yes	13.51719	14	0.106	0	0	0.361
779	Calibration	AOI	Jn 21	n 21 Princes Street - Burrell Road from Princes Stree	0	Jan-15	MCC	No	0318-3016	20318	30168	540	377	7.586	No	No	512.6575	346	8.044	No	No	27.1481	31	0.773	0	0	0.000
780	Calibration	AOI	Jn 21	In 21 Princes Street - Burrell Road from Burrell Road	0	Jan-15	MCC	No	0170-3016	30170	30168	367	305	3.423	Yes	Yes	339.237	282	3.260	Yes	Yes	28.07417	23	1.102	0	0	0.704

ID	Calibration / Validation	Area	Ref	Site Location	Dir	Date	Data Type	Duplicate?	Ref	A-Node	B-Node
782	Calibration	AOI	Jn 21	n 21 Princes Street - Burrell Road from Ranelagh Roa	0	Jan-15	MCC	No	0167-3016	30167	30168
783	Calibration	AOI	Jn 22	n 22 Princes Street - Civic Drive from Princes Street	0	Jan-15	MCC	No	0036-1000	10036	10004
784	Calibration	AOI	Jn 22	n 22 Princes Street - Civic Drive from Franciscan We	0	Jan-15	MCC	No	0005-1000	10005	10004
785	Calibration	AOI	Jn 22	n 22 Princes Street - Civic Drive from Princes Street	0	Jan-15	MCC	No	0755-1000	30755	10004
786	Calibration	AOI	Jn 22	Jn 22 Princes Street - Civic Drive from Civic Drive	0	Jan-15	MCC	No	0003-1000	10003	10004
787	Calibration	AOI	Jn 23	Jn 23 Civic Drive - Handford Road from Civic Drive N	0	Jan-15	MCC	No	0001-1000	10001	10002
788	Calibration	AOI	Jn 23	23 Civic Drive - Handford Road from Car Park Entrai	0	Jan-15	MCC	No	0080-1000	10080	10002
789	Calibration	AOI	Jn 23	Jn 23 Civic Drive - Handford Road from Civic Drive S	0	Jan-15	MCC	No	0003-1000	10003	10002
790	Calibration	AOI	Jn 23	n 23 Civic Drive - Handford Road from Handford Roa	0	Jan-15	MCC	No	0016-1000	20016	10002
791	Calibration	AOI	Jn 24	Berner's Street - St Matthews Street from Berner's	0	Jan-15	MCC	No	0306-1000	20306	10001
792	Calibration	AOI	Jn 24	ner's Street - St Matthews Street from St Matthews	0	Jan-15	MCC	No	0031-1000	10031	10001
793	Calibration	AOI	Jn 24	24 Berner's Street - St Matthews Street from Civic D	0	Jan-15	MCC	No	0002-1000	10002	10001
794	Calibration	AOI	Jn 24	ner's Street - St Matthews Street from St Matthews	0	Jan-15	MCC	No	0022-1000	20022	10001
796	Calibration	AOI	Jn 25	Fonnereau Road - Crown Street from St Margarets	0	Jan-15	MCC	No	0313-1002	70313	10027
797	Calibration	AOI	Jn 25	5 Fonnereau Road - Crown Street from Northgate S	0	Jan-15	MCC	No	0067-1002	10067	10027
798	Calibration	AOI	Jn 25	25 Fonnereau Road - Crown Street from Crown Stre	0	Jan-15	MCC	No	0307-1002	70307	10028
799	Calibration	AOI	Jn 26	6 Grimwade Street - Fore Street from Grimwade St	0	Jan-15	MCC	No	0111-1001	10111	10017
808	Calibration	AOI	Jn 26	28 Waterworks Street - Star Lane from Star Lane	0	Jan-15	MCC	No	0068-1005	10068	10054
810	Calibration	AOI	Jn 29	Jn 29 Star Lane - Fore Street from Fore Street E	0	Jan-15	MCC	No	0106-1005	10106	10055
811	Calibration	AOI	Jn 29	Jn 29 Star Lane - Fore Street from Star Lane S	0	Jan-15	MCC	No	0165-1005	70165	10055
812	Calibration	AOI	Jn 29	Jn 29 Star Lane - Fore Street from Fore Street W	0	Jan-15	MCC	No	0053-1006	10053	10068
816	Calibration	AOI	Jn 32	Lower Orwell Street - Key Street from Lower Orwell	0	Jan-15	MCC	No	0057-1001	10057	10013
817	Calibration	AOI	Jn 32	32 Lower Orwell Street - Key Street from Key Stree	0	Jan-15	MCC	No	0119-1001	70119	10013
819	Calibration	AOI	Jn 33	Foundation Street - Star Lane from Foundation Stre	0	Jan-15	MCC	No	0043-1004	10043	10042
832	Calibration	AOI	Jn 36	Jn 36 Bond Street - Eagle Street from Rope Walk	0	Jan-15	MCC	No	0102-1005	10102	10050
833	Calibration	AOI	Jn 36	36 Bond Street - Eagle Street from Waterworks Stre	0	Jan-15	MCC	No	0264-1005	70264	10050
834	Calibration	AOI	Jn 36	Jn 36 Bond Street - Eagle Street from Eagle Street	0	Jan-15	MCC	No	0051-1005	10051	10050
839	Calibration	AOI	Jn 38	Jn 38 Foxhall Road - Grove Lane from Foxhall Road	0	Jan-15	MCC	No	0282-2007	20282	20074
840	Calibration	AOI	Jn 38	Jn 38 Foxhall Road - Grove Lane from Back Hamlet	0	Jan-15	MCC	No	0762-2007	30762	20074
841	Calibration	AOI	Jn 38	Jn 38 Foxhall Road - Grove Lane from Grove Lane	0	Jan-15	MCC	No	0073-2007	20073	20074
842	Calibration	AOI	Jn 39	39 Britannia Road - Foxhall Road from Britannia Ro	0	Jan-15	MCC	No	0349-2007	20349	20078
843	Calibration	AOI	Jn 39	39 Britannia Road - Foxhall Road from Foxhall Road	0	Jan-15	MCC	No	0445-2007	30445	20078
844	Calibration	AOI	Jn 39	n 39 Britannia Road - Foxhall Road from Dover Roa	0	Jan-15	MCC	No	0659-2007	30659	20078
845	Calibration	AOI	Jn 39	39 Britannia Road - Foxhall Road from Foxhall Road	0	Jan-15	MCC	No	0441-2007	30441	20078
846	Calibration	AOI	Jn 40	Clapgate Lane - Landseer Road from Clapgate La	0	Jan-15	MCC	No	0088-3023	70088	30235
848	Calibration	AOI	Jn 40	Clapgate Lane - Landseer Road from Clapgate La	0	Jan-15	MCC	No	0347-3023	70347	30235
850	Calibration	AOI	Jn 41	1 Holywells Road - Landseer Road from Holywells R	0	Jan-15	MCC	No	0115-3022	70115	30227
852	Calibration	AOI	Jn 41	1 Holywells Road - Landseer Road from Landseer R	0	Jan-15	MCC	No	0228-3022	30228	30227
854	Calibration	AOI	Jn 42	42 Levington Road - Nacton Road from Levington Ro	0	Jan-15	MCC	No	0083-3024	70083	30244
855	Calibration	AOI	Jn 42	42 Levington Road - Nacton Road from Nacton Roa	0	Jan-15	MCC	No	0242-3024	30242	30244
856	Calibration	AOI	Jn 42	42 Levington Road - Nacton Road from Clapgate La	0	Jan-15	MCC	No	0243-3024	30243	30244
857	Calibration	AOI	Jn 42	42 Levington Road - Nacton Road from Nacton Road	0	Jan-15	MCC	No	0437-3024	30437	30244
860	Calibration	AOI	Jn 43	Jn 43 A14 - Nacton Road from Nacton Road SE	0	Jan-15	MCC	No	0080-3007	30080	30079
863	Calibration	AOI	Jn 44	Jn 44 A14 - Nacton Road from Nacton Road N	0	Jan-15	MCC	No	0079-3008	30079	30080
868	Calibration	AOI	Jn 45	45 Brunswick Road - Albion Hill from Woodbridge Ro	0	Jan-15	MCC	No	0057-2005	20057	20056
870	Calibration	AOI	Jn 45	Jn 45 Brunswick Road - Albion Hill from Albion Hill	0	Jan-15	MCC	No	0055-2005	20055	20056
871	Calibration	AOI	Jn 46	Rushmere Road - Woodbridge Road from Rushmere	0	Jan-15	MCC	No	0059-2005	20059	20058
872	Calibration	AOI	Jn 46	shmere Road - Woodbridge Road from Woodbridge	0	Jan-15	MCC	No	0084-2005	20084	20058
873	Calibration	AOI	Jn 46	shmere Road - Woodbridge Road from Cauldwell H	0	Jan-15	MCC	No	0065-2005	20065	20058
874	Calibration	AOI	Jn 46	shmere Road - Woodbridge Road from Woodbridge	0	Jan-15	MCC	No	0057-2005	20057	20058
875	Calibration	AOI	Jn 47	Jn 47 A137 - A14 from A137 N	0	Jan-15	MCC	No	0061-3006	30061	30062
881	Calibration	AOI	Jn 48	Jn 48 A137 - A14 from A137 S	0	Jan-15	MCC	No	0062-3006	30062	30061
884	Calibration	AOI	Jn 49	Jn 49 Wherstead Road - A137 from The Strand	0	Jan-15	MCC	No	0691-3022	30691	30220
887	Calibration	AOI	Jn 50	0 Wherstead Road - Bostock Road from Industrial E	0	Jan-15	MCC	No	0783-3021	30783	30219
891	Calibration	AOI	Jn 1	n 1 Ransomes Way - Nacton Road to Bluestern Roa	0	Jan-15	MCC	No	0237-3077	30237	30777
893	Calibration	AOI	Jn 1	1 Ransomes Way - Nacton Road to Ravenwood Ave	0	Jan-15	MCC	No	0237-3066	30237	30664
894	Calibration	AOI	Jn 1	Jn 1 Ransomes Way - Nacton Road to Nacton Road	0	Jan-15	MCC	No	0237-3043	30237	30434
895	Calibration	AOI	Jn 2	ansomes Way N - Ransomes Way S to Ransomes	0	Jan-15	MCC	No	0238-7037	30238	70370
897	Calibration	AOI	Jn 2	Ransomes Way N - Ransomes Way S to Central Av	0	Jan-15	MCC	No	0238-3066	30238	30665
900	Calibration	AOI	Jn 3	n 3 Felixstowe Road - Ransomes Way to Murrils Roa	0	Jan-15	MCC	No	0256-3049	30256	30492
901	Calibration	AOI	Jn 3	Felixstowe Road - Ransomes Way to Felixstowe Ro	0	Jan-15	MCC	No	0256-7037	30256	70371
904	Calibration	AOI	Jn 4	Jn 4 Rands Way - Nacton Road to Rands Way	0	Jan-15	MCC	No	0241-3024	30241	30249
906	Calibration	AOI	Jn 4	Jn 4 Rands Way - Nacton Road to Landseer Road	0	Jan-15	MCC	No	0241-3043	30241	30432
907	Calibration	AOI	Jn 4	Jn 4 Rands Way - Nacton Road to Nacton Road W	0	Jan-15	MCC	No	0241-3043	30241	30436
912	Validation	AOI	Jn 6	Jn 6 Heath Road - Bixley Road to Heath Road	0	Jan-15	MCC	No	0275-7031	30275	70311
913	Validation	AOI	Jn 6	Jn 6 Heath Road - Bixley Road to Foxhall Road E	0	Jan-15	MCC	No	0275-3044	30275	30443
914	Validation	AOI	Jn 6	Jn 6 Heath Road - Bixley Road to Bixley Road	0	Jan-15	MCC	No	0275-7031	30275	70310
915	Validation	AOI	Jn 6	Jn 6 Heath Road - Bixley Road to Foxhall Road W	0	Jan-15	MCC	No	0275-3065	30275	30652
916	Calibration	AOI	Jn 7	Woodbridge Road - Heath Road to Woodbridge Ro	0	Jan-15	MCC	No	0296-2025	30296	20254
917	Calibration	AOI	Jn 7	Jn 7 Woodbridge Road - Heath Road to Heath Road	0	Jan-15	MCC	No	0296-3081	30296	30815
921	Calibration	AOI	Jn 8	oodbridge Road - Colchester Road to Woodbridge R	0	Jan-15	MCC	No	0294-2027	30294	20278
922	Calibration	AOI	Jn 8	Woodbridge Road - Colchester Road to Colchester	0	Jan-15	MCC	No	0295-2025	30295	20253
924	Calibration	AOI	Jn 9	Cauldwell Hall Road - St John's Road to Freehold R	0	Jan-15	MCC	No	0280-2034	20280	20340
926	Calibration	AOI	Jn 9	auldwell Hall Road - St John's Road to Marlborough	0	Jan-15	MCC	No	0280-2028	20280	20281
928	Calibration	AOI	Jn 10	Cauldwell Hall Road - Foxhall Road to Cauldwell Hall	0	Jan-15	MCC	No	0077-2028	20077	20280
929	Calibration	AOI	Jn 10	0 Cauldwell Hall Road - Foxhall Road to Foxhall Roa	0	Jan-15	MCC	No	0077-3044	20077	30441
930	Calibration	AOI	Jn 10	10 Cauldwell Hall Road - Foxhall Road to Derby Ro	0	Jan-15	MCC	No	0077-7019	20077	70197
932	Calibration	AOI	Jn 11	n 11 Felixstowe Road - Bishops Hill to Rosehill Road	0	Jan-15	MCC	No	0245-7014	30245	70144
933	Calibration	AOI	Jn 11	11 Felixstowe Road - Bishops Hill to Felixstowe Roa	0	Jan-15	MCC	No	0245-3043	30245	30438
935	Calibration	AOI	Jn 11	Jn 11 Felixstowe Road - Bishops Hill to Bishops Hill	0	Jan-15	MCC	No	0245-6000	30245	60001
936	Calibration	AOI	Jn 12	Jn 12 Duke Street - Cliff Road to Duke Street	0	Jan-15	MCC	No	0226-7009	30226	70093
937	Calibration	AOI	Jn 12	Jn 12 Duke Street - Cliff Road to Myrtle Road	0	Jan-15	MCC	No	0226-7013	30226	70135
939	Calibration	AOI	Jn 12	Jn 12 Duke Street - Cliff Road to Cliff Road	0	Jan-15	MCC	No	0226-7009	30226	70094
940	Calibration	AOI	Jn 13	Jn 13 Back Hamlet - Fore Hamlet to Back Hamlet	0	Jan-15	MCC	No	0072-3083	20072	30834
941	Calibration	AOI	Jn 13	Jn 13 Back Hamlet - Fore Hamlet to Fore Hamlet E	0	Jan-15	MCC	No	0072-3076	20072	30760
942	Calibration	AOI	Jn 13	Jn 13 Back Hamlet - Fore Hamlet to Duke Street	0	Jan-15	MCC	No	0072-7000	20072	70001
948	Calibration	AOI	Jn 15	Jn 15 Hawes Street - Vernon Street to Felaw Street	0	Jan-15	MCC	No	0215-7006	30215	70063
949	Calibration	AOI	Jn 15	Jn 15 Hawes Street - Vernon Street to Mather Way	0	Jan-15	MCC	No	0215-7006	30215	70068

PM Peak																
ALL VEHICLES					CAR					LGV			HGV			
Observed	Modelled	GEH	GEH Pass?	Flow Pass?	Observed	Modelled	GEH	GEH Pass?	Flow Pass?	Observed	Modelled	GEH	Observed	Modelled	GEH
504	494	0.448	Yes	Yes	461.0402	451	0.466	Yes	Yes	41.59137	42	0.015	1.023126	1	0.149
240	249	0.525	Yes	Yes	217.4338	226	0.553	Yes	Yes	21.83547	22	0.003	1.023126	1	0.040
471	507	1.612	Yes	Yes	434.8676	464	1.352	Yes	Yes	36.39245	40	0.519	0	4	2.754
549	515	1.514	Yes	Yes	522.4451	490	1.464	Yes	Yes	27.03439	25	0.453	0	0	0.791
496	451	2.099	Yes	Yes	460.0336	416	2.097	Yes	Yes	35.35266	34	0.276	1.023126	1	0.181
727	751	0.875	Yes	Yes	657.904	684	1.004	Yes	Yes	67.12847	65	0.288	2.046252	2	0.076
86	86	0.084	Yes	Yes	82.54432	83	0.065	Yes	Yes	3.119353	3	0.080	0	0	0.808
1007	1043	1.106	Yes	Yes	952.2795	972	0.651	Yes	Yes	49.90964	66	2.138	5.115631	4	0.497
577	589	0.506	Yes	Yes	537.5447	556	0.792	Yes	Yes	37.43223	30	1.226	2.046252	3	0.528
245	242	0.193	Yes	Yes	228.5068	226	0.164	Yes	Yes	16.63655	16	0.208	0	0	0.775
649	419	9.936	No	No	586.3521	383	9.232	No	No	59.33136	33	3.857	3.069379	3	0.065
1407	1467	1.602	Yes	Yes	1329.908	1386	1.531	Yes	Yes	71.66513	76	0.476	5.115631	5	0.105
456	422	1.589	Yes	Yes	404.6685	372	1.647	Yes	Yes	50.94943	48	0.366	0	2	1.879
510	506	0.175	Yes	Yes	477.4377	474	0.161	Yes	Yes	30.18432	30	0.103	2.046252	2	0.103
107	101	0.529	Yes	Yes	100.3901	95	0.595	Yes	Yes	6.48336	5	0.462	0	2	1.784
408	393	0.755	Yes	Yes	393.1563	375	0.911	Yes	Yes	15.16352	18	0.604	0	0	0.775
1334	1441	2.885	Yes	Yes	1250.342	1351	2.783	Yes	Yes	65.51755	79	1.566	17.72081	12	1.622
1292	1316	0.668	Yes	Yes	1224.025	1233	0.263	Yes	Yes	64.3141	77	1.496	3.455001	6	1.088
8	8	0.053	Yes	Yes	8.053104	8	0.005	Yes	Yes	0	0	0.490	0	0	0.295
1177	1214	1.078	Yes	Yes	1110.701	1134	0.699	Yes	Yes	62.51354	74	1.379	3.455001	6	1.132
155	139	1.326	Yes	Yes	146.9727	131	1.366	Yes	Yes	8.039262	8	0.024	0	0	0.447
163	170	0.503	Yes	Yes	159.5814	165	0.456	Yes	Yes	3.885904	5	0.305	0	0	0.336
1126	1228	2.993	Yes	Yes	1046.262	1136	2.729	Yes	Yes	69.94626	81	1.316	9.463233	11	0.347
149	151	0.190	Yes	Yes	144.1823	146	0.133	Yes	Yes	4.630633	5	0.300	0	0	0.349
17	22	1.010	Yes	Yes	17.11285	21	0.897	Yes	Yes	0	0	0.980	0	0	0.295
436	463	1.291	Yes	Yes	410.7083	432	1.024	Yes	Yes	23.91504	31	1.262	1.023126	1	0.239
80	74	0.665	Yes	Yes	76.50449	71	0.661	Yes	Yes	3.119353	3	0.109	0	0	0.295
315	286	1.690	Yes	Yes	283.8719	263	1.286	Yes	Yes	29.11396	21	1.529	2.046252	2	0.070
298	309	0.652	Yes	Yes	276.8255	288	0.642	Yes	Yes	20.79568	21	0.103	0	0	0.427
309	276	1.896	Yes	Yes	286.8918	257	1.833	Yes	Yes	21.83547	19	0.548	0	0	0.740
96	101	0.498	Yes	Yes	90.58234	96	0.511	Yes	Yes	5.44924	5	0.305	0	1	1.187
563	567	0.134	Yes	Yes	538.8474	543	0.161	Yes	Yes	20.95426	21	0.087	3.677905	4	0.087
37	36	0.047	Yes	Yes	35.31918	35	0.002	Yes	Yes	1.444145	1	0.412	0	0	0.560
403	416	0.657	Yes	Yes	382.3542	394	0.601	Yes	Yes	14.74953	16	0.324	6.018389	6	0.077
187	140	3.616	Yes	Yes	172.7481	136	2.944	Yes	Yes	13.75379	4	3.240	0	0	0.280
169	72	8.832	No	Yes	153.1407	66	8.280	No	Yes	16.06996	5	3.588	0	1	1.574
396	404	0.387	Yes	Yes	357.3537	371	0.711	Yes	Yes	37.9895	31	1.115	0.557258	1	0.753
335	319	0.900	Yes	Yes	289.8306	275	0.870	Yes	Yes	31.15275	30	0.271	14.32377	14	0.044
30	29	0.210	Yes	Yes	28.18586	28	0.043	Yes	Yes	2.079568	1	0.759	0	0	0.295
245	248	0.244	Yes	Yes	212.4006	215	0.211	Yes	Yes	32.23331	33	0.108	0	0	0.485
189	186	0.185	Yes	Yes	168.1085	166	0.182	Yes	Yes	19.7559	20	0.008	1.023126	1	0.153
342	370	1.483	Yes	Yes	310.0445	334	1.309	Yes	Yes	32.23331	35	0.467	0	2	1.895
226	218	0.515	Yes	Yes	197.4145	187	0.777	Yes	Yes	12.5536	13	0.075	15.6636	18	0.683
1128	1185	1.690	Yes	Yes	1059.872	1081	0.634	Yes	Yes	42.68319	80	4.770	25.24153	25	0.127
378	403	1.238	Yes	Yes	348.2967	371	1.175	Yes	Yes	30.15374	32	0.303	0	1	1.004
484	501	0.805	Yes	Yes	441.9141	458	0.755	Yes	Yes	41.59137	43	0.204	0	1	1.022
178	188	0.742	Yes	Yes	158.0422	169	0.873	Yes	Yes	19.7559	19	0.266	0	0	0.264
391	403	0.639	Yes	Yes	360.3764	372	0.609	Yes	Yes	30.15374	31	0.099	0	1	1.030
267	267	0.011	Yes	Yes	239.5798	241	0.079	Yes	Yes	27.03439	26	0.246	0	0	0.653
629	646	0.679	Yes	Yes	582.8434	598	0.629	Yes	Yes	45.75051	47	0.179	0	1	1.123
712	707	0.190	Yes	Yes	658.8154	654	0.185	Yes	Yes	42.51773	42	0.069	10.70897	11	0.040
955	882	2.379	Yes	Yes	904.1846	838	2.252	Yes	Yes	39.67446	35	0.802	10.64553	10	0.224
304	446	7.327	No	No	288.9935	416	6.747	No	No	13.65991	27	2.916	1.805517	4	1.300
27	22	1.049	Yes	Yes	18.11948	18	0.033	Yes	Yes	4.159137	4	0.109	5.115631	0	2.969
60	60	0.061	Yes	Yes	45.14872	45	0.056	Yes	Yes	11.90806	12	0.041	3.210365	3	0.134
593	585	0.296	Yes	Yes	571.4666	564	0.294	Yes	Yes	20.12741	20	0.015	1.023126	1	0.103
704	644	2.313	Yes	Yes	657.6114	577	3.254	Yes	Yes	35.26255	49	2.115	11.41251	18	1.823
912	963	1.675	Yes	Yes	855.3959	905	1.655	Yes	Yes	51.44065	54	0.292	5.283923	5	0.031
110	110	0.027	Yes	Yes	94.59065	95	0.010	Yes	Yes	13.45944	13	0.126	2.046252	2	0.052
561	553	0.361	Yes	Yes	538.4965	529	0.417	Yes	Yes	22.97454	23	0.001	0	1	1.486
415	441	1.255	Yes	Yes	389.4014	397	0.381	Yes	Yes	22.03926	39	3.028	3.136695	5	0.853
217	209	0.596	Yes	Yes	190.4581	191	0.010	Yes	Yes	26.80225	18	1.876	0	0	0.264
471	456	0.728	Yes	Yes	411.5433	404	0.382	Yes	Yes	42.90948	36	1.110	16.71775	16	0.247
496	475	0.964	Yes	Yes	464.9007	443	1.030	Yes	Yes	31.07259	31	0.063	0	1	1.454
825	878	1.823	Yes	Yes	747.0833	814	2.390	Yes	Yes	75.43533	50	3.196	2.00613	14	4.182
518	493	1.138	Yes	Yes	480.6203	440	1.896	Yes	Yes	36.69827	40	0.528	1.003065	13	4.496
895	909	0.445	Yes	Yes	827.0222	837	0.341	Yes	Yes	66.26076	61	0.651	2.00613	11	3.458
406	384	1.151	Yes	Yes	381.9303	365	0.892	Yes	Yes	23.44611	15	1.914	1.003065	4	1.789
1097	1122	0.751	Yes	Yes	1020.731	1041	0.644	Yes	Yes	75.90425	77	0.148	0	3	2.471
759	767	0.283	Yes	Yes	684.5138	683	0.076	Yes	Yes	71.74511	74	0.215	3.069379	11	3.000
656	621	1.363	Yes	Yes	614.0492	575	1.595	Yes	Yes	38.47202	42	0.598	3.069379	4	0.356
941	801	4.712	Yes	Yes	860.6755	727	4.749	Yes	No	66.54619	53	1.726	13.30064	21	1.947
171	164	0.529	Yes	Yes	146.9691	151	0.292	Yes	Yes	21.83547	13	2.095	2.046252	0	1.489
91	94	0.355	Yes	Yes	82.54432	86	0.338	Yes	Yes	8.318274	8	0.154	0	1	1.230
238	244	0.376	Yes	Yes	208.2359	214	0.366	Yes	Yes	29.56249	30	0.087	0	0	0.295
337	349	0.683	Yes	Yes	301.0045	313	0.668	Yes	Yes	35.67887	31	0.766	0	5	3.282
313	309	0.210	Yes	Yes	287.1879	284	0.189	Yes	Yes	24.46551	24	0.078	1.003065	1	0.129
17	21	0.776	Yes	Yes	14.09293	18	0.860	Yes	Yes	3.119353	3	0.057	0	0	0.336
361	373	0.616	Yes	Yes	335.2105	347	0.658	Yes	Yes	24.95482	24	0.259	1.023126	2	0.756
339	417	4.002	Yes	Yes	312.0578	373	3.273	Yes	Yes	24.95482	41	2.857	2.046252	3	0.510
355	360	0.296	Yes	Yes	327.5178	332	0.243	Yes	Yes	22.95838	23	0.077	4.247423	5	0.375
78	76	0.144	Yes	Yes	71.29794	69	0.221	Yes	Yes	5.541766	5	0.086	0.808025	2	0.722
17	16	0.224	Yes	Yes	13.37798	13	0.185	Yes	Yes	1.698994	2	0.149	1.783226	2	0.037
165	181	1.215	Yes	Yes	161.2717	174	0.948	Yes	Yes	3.438133	7	1.592	0	0	0.309
408	511	4.818	Yes	No	394.8073	470	3.623	Yes	Yes	12.81486	37	4.829	0	4	2.768
287	283	0.221	Yes	Yes	260.8548	269	0.496	Yes	Yes	8.439053	11	0.836	17.72081	3	4.445
35	35	0.039	Yes	Yes	33.21905	33	0.064	Yes	Yes	2.079568	2	0.049	0	0	0.639
3	4	0.666	Yes	Yes	3.059275	3	0.046	Yes	Yes	0	1	1.543	0	0	0.582

ID	Calibration / Validation	Area	Ref	Site Location	Dir	Date	Data Type	Duplicate?	Ref	A-Node	B-Node
951	Calibration	AOI	Jn 15	Jn 15 Hawes Street - Vernon Street to Vernon Stree	0	Jan-15	MCC	No	0215-7001	30215	70019
952	Calibration	AOI	Jn 16	n 16 Hawes Street - Station Street to Hawes Street	0	Jan-15	MCC	No	0216-3021	30216	30215
953	Calibration	AOI	Jn 16	Jn 16 Hawes Street - Station Street to Bath Street	0	Jan-15	MCC	No	0216-7005	30216	70052
954	Calibration	AOI	Jn 16	n 16 Hawes Street - Station Street to Hawes Street	0	Jan-15	MCC	No	0216-7031	30216	70315
955	Calibration	AOI	Jn 16	Jn 16 Hawes Street - Station Street to Station Stree	0	Jan-15	MCC	No	0216-7004	30216	70043
961	Calibration	AOI	Jn 18	18 Belstead Road - Luther Road to Belstead Road	0	Jan-15	MCC	No	0193-3021	30193	30211
962	Calibration	AOI	Jn 18	Jn 18 Belstead Road - Luther Road to Luther Road	0	Jan-15	MCC	No	0193-7002	30193	70022
964	Calibration	AOI	Jn 19	19 Belstead Road - Ancaster Road to Belstead Road	0	Jan-15	MCC	No	0703-3019	30703	30193
966	Calibration	AOI	Jn 19	19 Belstead Road - Ancaster Road to Belstead Road	0	Jan-15	MCC	No	0703-3019	30703	30192
968	Calibration	AOI	Jn 20	20 Birkfield Drive - Stone Lodge Lane to Birkfield Driv	0	Jan-15	MCC	No	0175-3017	30175	30173
969	Calibration	AOI	Jn 20	Birkfield Drive - Stone Lodge Lane to Stone Lodge L	0	Jan-15	MCC	No	0175-3019	30175	30190
971	Calibration	AOI	Jn 20	Birkfield Drive - Stone Lodge Lane to Stone Lodge L	0	Jan-15	MCC	No	0297-7029	70297	70296
972	Calibration	AOI	Jn 21	Jn 21 Princes Street - Burrell Road to Princes Street	0	Jan-15	MCC	No	0168-2031	30168	20318
973	Calibration	AOI	Jn 21	Jn 21 Princes Street - Burrell Road to Burrell Road	0	Jan-15	MCC	No	0168-3017	30168	30170
975	Calibration	AOI	Jn 21	In 21 Princes Street - Burrell Road to Ranelagh Road	0	Jan-15	MCC	No	0168-3016	30168	30167
976	Calibration	AOI	Jn 22	Jn 22 Princes Street - Civic Drive to Princes Street N	0	Jan-15	MCC	No	0004-1003	10004	10036
977	Calibration	AOI	Jn 22	Jn 22 Princes Street - Civic Drive to Franciscan Way	0	Jan-15	MCC	No	0004-1000	10004	10005
978	Calibration	AOI	Jn 22	Jn 22 Princes Street - Civic Drive to Princes Street S	0	Jan-15	MCC	No	0004-3075	10004	30755
979	Calibration	AOI	Jn 22	Jn 22 Princes Street - Civic Drive to Civic Drive	0	Jan-15	MCC	No	0004-1000	10004	10003
981	Calibration	AOI	Jn 23	23 Civic Drive - Handford Road to Car Park Entrance	0	Jan-15	MCC	No	0002-1008	10002	10080
982	Calibration	AOI	Jn 23	Jn 23 Civic Drive - Handford Road to Civic Drive S	0	Jan-15	MCC	No	0002-1000	10002	10003
983	Calibration	AOI	Jn 23	Jn 23 Civic Drive - Handford Road to Handford Road	0	Jan-15	MCC	No	0002-2001	10002	20016
984	Calibration	AOI	Jn 24	4 Berner's Street - St Matthews Street to Berner's S	0	Jan-15	MCC	No	0001-2030	10001	20306
985	Calibration	AOI	Jn 24	rner's Street - St Matthews Street to St Matthews S	0	Jan-15	MCC	No	0001-1003	10001	10031
987	Calibration	AOI	Jn 24	rner's Street - St Matthews Street to St Matthews S	0	Jan-15	MCC	No	0001-2002	10001	20022
989	Calibration	AOI	Jn 25	5 Fonnereau Road - Crown Street to St Margarets S	0	Jan-15	MCC	No	0027-7031	10027	70313
991	Calibration	AOI	Jn 25	n 25 Fonnereau Road - Crown Street to Crown Stree	0	Jan-15	MCC	No	0028-7030	10028	70307
995	Calibration	AOI	Jn 26	n 26 Grimwade Street - Fore Street to Fore Street W	0	Jan-15	MCC	No	0061-1010	10061	10108
1005	Calibration	AOI	Jn 29	Jn 29 Star Lane - Fore Street to Fore Street W	0	Jan-15	MCC	No	0068-1005	10068	10053
1006	Calibration	AOI	Jn 31	Jn 31 Slade Street - Key Street to Slade Street	0	Jan-15	MCC	No	0014-1005	10014	10056
1008	Calibration	AOI	Jn 31	Jn 31 Slade Street - Key Street to Key Street W	0	Jan-15	MCC	No	0014-7000	10014	70008
1011	Calibration	AOI	Jn 32	n 32 Lower Orwell Street - Key Street to Key Street	0	Jan-15	MCC	No	0013-1001	10013	10012
1012	Calibration	AOI	Jn 33	33 Foundation Street - Star Lane to Foundation Stree	0	Jan-15	MCC	No	0042-1004	10042	10043
1013	Calibration	AOI	Jn 33	Jn 33 Foundation Street - Star Lane to Star Lane E	0	Jan-15	MCC	No	0042-1009	10042	10094
1014	Calibration	AOI	Jn 33	33 Foundation Street - Star Lane to Foundation Stree	0	Jan-15	MCC	No	0042-7011	10042	70118
1024	Calibration	AOI	Jn 36	Jn 36 Bond Street - Eagle Street to Bond Street	0	Jan-15	MCC	No	0050-7012	10050	70125
1025	Calibration	AOI	Jn 36	Jn 36 Bond Street - Eagle Street to Rope Walk	0	Jan-15	MCC	No	0050-1010	10050	10102
1029	Validation	AOI	Jn 37	Jn 37 Grimwalde Street - Rope Walk to Rope Walk E	0	Jan-15	MCC	No	0019-7020	10019	70201
1031	Validation	AOI	Jn 37	In 37 Grimwalde Street - Rope Walk to Rope Walk W	0	Jan-15	MCC	No	0019-1010	10019	10102
1032	Calibration	AOI	Jn 38	Jn 38 Foxhall Road - Grove Lane to Foxhall Road	0	Jan-15	MCC	No	0074-2028	20074	20282
1033	Calibration	AOI	Jn 38	Jn 38 Foxhall Road - Grove Lane to Back Hamlet	0	Jan-15	MCC	No	0074-3076	20074	30762
1034	Calibration	AOI	Jn 38	Jn 38 Foxhall Road - Grove Lane to Grove Lane	0	Jan-15	MCC	No	0074-2007	20074	20073
1035	Calibration	AOI	Jn 39	n 39 Britannia Road - Foxhall Road to Britannia Roa	0	Jan-15	MCC	No	0078-2034	20078	20349
1036	Calibration	AOI	Jn 39	n 39 Britannia Road - Foxhall Road to Foxhall Road	0	Jan-15	MCC	No	0078-3044	20078	30445
1037	Calibration	AOI	Jn 39	Jn 39 Britannia Road - Foxhall Road to Dover Road	0	Jan-15	MCC	No	0078-3065	20078	30659
1038	Calibration	AOI	Jn 39	n 39 Britannia Road - Foxhall Road to Foxhall Road	0	Jan-15	MCC	No	0078-3044	20078	30441
1039	Calibration	AOI	Jn 40	40 Clapgate Lane - Landseer Road to Clapgate Lane	0	Jan-15	MCC	No	0235-7008	30235	70088
1041	Calibration	AOI	Jn 40	40 Clapgate Lane - Landseer Road to Clapgate Lane	0	Jan-15	MCC	No	0235-7034	30235	70347
1043	Calibration	AOI	Jn 41	41 Holywells Road - Landseer Road to Holywells Rd	0	Jan-15	MCC	No	0227-7011	30227	70115
1045	Calibration	AOI	Jn 41	41 Holywells Road - Landseer Road to Landseer Rd	0	Jan-15	MCC	No	0227-3022	30227	30228
1047	Calibration	AOI	Jn 42	42 Levington Road - Nacton Road to Levington Roa	0	Jan-15	MCC	No	0244-7008	30244	70083
1048	Calibration	AOI	Jn 42	42 Levington Road - Nacton Road to Nacton Road	0	Jan-15	MCC	No	0244-3024	30244	30242
1049	Calibration	AOI	Jn 42	n 42 Levington Road - Nacton Road to Clapgate Lan	0	Jan-15	MCC	No	0244-3024	30244	30243
1050	Calibration	AOI	Jn 42	42 Levington Road - Nacton Road to Nacton Road	0	Jan-15	MCC	No	0244-3043	30244	30437
1061	Calibration	AOI	Jn 45	n 45 Brunswick Road - Albion Hill to Woodbridge Roa	0	Jan-15	MCC	No	0056-2005	20056	20057
1063	Calibration	AOI	Jn 45	Jn 45 Brunswick Road - Albion Hill to Albion Hill	0	Jan-15	MCC	No	0056-2005	20056	20055
1064	Calibration	AOI	Jn 46	Rushmere Road - Woodbridge Road to Rushmere	0	Jan-15	MCC	No	0058-2005	20058	20059
1065	Calibration	AOI	Jn 46	ushmere Road - Woodbridge Road to Woodbridge	0	Jan-15	MCC	No	0058-2008	20058	20084
1066	Calibration	AOI	Jn 46	ushmere Road - Woodbridge Road to Cauldwell Ha	0	Jan-15	MCC	No	0058-2006	20058	20065
1067	Calibration	AOI	Jn 46	ushmere Road - Woodbridge Road to Woodbridge R	0	Jan-15	MCC	No	0058-2005	20058	20057
1077	Calibration	AOI	Jn 49	Jn 49 Wherstead Road - A137 to The Strand	0	Jan-15	MCC	No	0220-3069	30220	30691
1080	Calibration	AOI	Jn 50	50 Wherstead Road - Bostock Road to Industrial Est	0	Jan-15	MCC	No	0219-3078	30219	30783
1093	Calibration	AOI	In G1	Gyr01-1 From Woodbridge Rd (A)	0	Jan-15	MCC	No	0321-1002	70321	10021
1094	Calibration	AOI	In G1	Gyr01-1 To Woodbridge Rd (A)	0	Jan-15	MCC	No	0021-7032	10021	70321
1095	Calibration	AOI	In G1	Gyr01-2 From Argyle Street	0	Jan-15	MCC	No	0021-1002	10021	10020
1096	Calibration	AOI	In G1	Gyr01-2 From St Helens Street E	0	Jan-15	MCC	No	0202-1002	70202	10020
1097	Calibration	AOI	In G1	Gyr01-2 To St Helens Street E	0	Jan-15	MCC	No	0020-7020	10020	70202
1099	Calibration	AOI	In G1	Gyr01-2 To St Helens Street W	0	Jan-15	MCC	No	0020-1010	10020	10100
1100	Calibration	AOI	In G1	Gyr01-3 From Orchard Street	0	Jan-15	MCC	No	0101-1010	10101	10100
1102	Calibration	AOI	In G1	Gyr 01-5 From St Helens Street E	0	Jan-15	MCC	No	0049-1004	10049	10048
1103	Calibration	AOI	In G1	Gyr 01-5 From Upper Orwell Street	0	Jan-15	MCC	No	0126-1004	10126	10048
1104	Calibration	AOI	In G1	Gyr 01-5 To Upper Orwell Street	0	Jan-15	MCC	No	0048-1012	10048	10126
1105	Calibration	AOI	In G1	Gyr 01-5 To Old Foundry Road	0	Jan-15	MCC	No	0048-1006	10048	10063
1106	Calibration	AOI	In G1	Gyr 01-5 To St Helens Street W	0	Jan-15	MCC	No	0048-1004	10048	10047
1109	Calibration	AOI	In G1	Gyr01-9 From Woodbridge Road W	0	Jan-15	MCC	No	0022-1011	10022	10113
1126	Calibration	AOI	In G3	Gyr03-3 From Commercial Road E	0	Jan-15	MCC	No	0001-7036	20001	70362
1129	Calibration	AOI	In G3	Gyr03-3 To Commercial Road W	0	Jan-15	MCC	No	0005-2000	20005	20006
1130	Calibration	AOI	In G3	Gyr 03-4 To West End Road	0	Jan-15	MCC	No	0006-2000	20006	20009
1131	Calibration	AOI	In G3	Gyr 03-4 From West End Road	0	Jan-15	MCC	No	0009-2000	20009	20008
1132	Calibration	AOI	In G3	Gyr 03-5 To Russell Road	0	Jan-15	MCC	No	0007-2001	20007	20011
1133	Calibration	AOI	In G3	Gyr 03-5 From Russell Road	0	Jan-15	MCC	No	0011-2000	20011	20007
1134	Calibration	AOI	In G3	Gyr 03-6 From Princes St N	0	Jan-15	MCC	No	0003-2000	20003	20004
1135	Calibration	AOI	In G3	Gyr 03-6 To Princes St N	0	Jan-15	MCC	No	0004-2000	20004	20003
1136	Calibration	AOI	In G3	Gyr 03-6 To Chancery Road E	0	Jan-15	MCC	No	0004-2000	20004	20002
1137	Calibration	AOI	In G3	Gyr 03-6 From Chancery Road W	0	Jan-15	MCC	No	0343-2000	20343	20004
1150	Calibration	ury St. Edmund	1	JTC 1_A-In	0	Jan-16	MCC	No	2304-2107	2304	2107
1151	Calibration	ury St. Edmund	1	JTC 1_A-Out	0	Jan-16	MCC	No	2107-2304	2107	2304
1153	Calibration	ury St. Edmund	1	JTC 1_B-Out	0	Jan-16	MCC	No	2102-2103	2102	2103

PM Peak															
ALL VEHICLES					CAR					LGV			HGV		
Observed	Modelled	GEH	GEH Pass?	Flow Pass?	Observed	Modelled	GEH	GEH Pass?	Flow Pass?	Observed	Modelled	GEH	Observed	Modelled	GEH
657	663	0.215	Yes	Yes	623.1737	631	0.297	Yes	Yes	27.85101	26	0.430	6.110098	6	0.124
610	614	0.168	Yes	Yes	577.1833	583	0.252	Yes	Yes	26.81123	25	0.432	6.110098	6	0.111
157	85	6.544	No	Yes	138.2353	66	7.119	No	Yes	17.71042	18	0.097	1.023126	1	0.448
928	937	0.287	Yes	Yes	889.1103	898	0.301	Yes	Yes	31.53211	31	0.093	7.773753	8	0.101
335	295	2.277	Yes	Yes	318.6175	281	2.199	Yes	Yes	16.45213	14	0.631	0	0	0.475
358	357	0.080	Yes	Yes	331.1839	330	0.069	Yes	Yes	27.03439	27	0.076	0	0	0.511
285	238	2.891	Yes	Yes	253.6728	220	2.168	Yes	Yes	31.19353	18	2.724	0	0	0.457
396	392	0.181	Yes	Yes	356.3499	354	0.117	Yes	Yes	39.5118	38	0.254	0	0	0.639
637	643	0.240	Yes	Yes	585.8633	591	0.197	Yes	Yes	50.94943	52	0.162	0	0	0.536
210	221	0.771	Yes	Yes	188.2413	200	0.811	Yes	Yes	21.83547	22	0.003	0	0	0.295
252	253	0.091	Yes	Yes	224.4803	226	0.105	Yes	Yes	27.03439	27	0.043	0	0	0.406
130	129	0.142	Yes	Yes	116.77	114	0.240	Yes	Yes	13.51719	14	0.247	0	0	0.295
278	393	6.268	No	No	263.7392	372	6.087	No	No	14.55698	21	1.472	0	0	0.493
573	532	1.758	Yes	Yes	532.7163	492	1.787	Yes	Yes	39.31542	39	0.118	1.023126	1	0.144
653	634	0.760	Yes	Yes	607.1234	597	0.430	Yes	Yes	46.06059	37	1.372	0	0	0.511
104	66	4.133	Yes	Yes	99.65716	62	4.222	Yes	Yes	4.159137	4	0.084	0	0	0.295
353	372	1.008	Yes	Yes	330.1773	346	0.873	Yes	Yes	21.83547	25	0.656	1.023126	1	0.049
243	240	0.217	Yes	Yes	217.4338	214	0.202	Yes	Yes	24.95482	25	0.051	1.023126	1	0.167
1057	1043	0.446	Yes	Yes	987.5119	972	0.480	Yes	Yes	69.66554	66	0.420	0	4	2.847
40	44	0.616	Yes	Yes	40.26552	40	0.051	Yes	Yes	0	4	2.881	0	0	0.597
567	563	0.174	Yes	Yes	505.3323	502	0.142	Yes	Yes	60.31749	60	0.102	1.023126	1	0.167
399	395	0.230	Yes	Yes	371.4475	367	0.246	Yes	Yes	24.60785	25	0.039	3.069379	3	0.030
630	394	10.456	No	No	600.9629	379	10.038	No	No	29.11396	15	3.122	0	0	0.619
654	630	0.954	Yes	Yes	605.5061	593	0.510	Yes	Yes	48.95291	34	2.329	0	3	2.562
749	776	1.002	Yes	Yes	690.5537	712	0.806	Yes	Yes	57.18813	60	0.343	1.023126	5	2.191
622	674	2.058	Yes	Yes	590.8724	635	1.795	Yes	Yes	30.76028	37	1.029	0	2	1.985
430	422	0.417	Yes	Yes	404.0122	397	0.359	Yes	Yes	25.23006	24	0.258	1.023126	1	0.153
1236	1358	3.394	Yes	Yes	1149.946	1253	2.973	Yes	Yes	75.14518	93	1.966	10.48636	12	0.334
49	45	0.472	Yes	Yes	42.2788	40	0.370	Yes	Yes	6.238705	5	0.469	0	0	0.710
110	132	2.033	Yes	Yes	103.6837	120	1.518	Yes	Yes	5.198921	12	2.239	1.023126	1	0.191
1126	1234	3.150	Yes	Yes	1046.262	1141	2.879	Yes	Yes	69.94626	82	1.344	9.463233	11	0.393
1289	1398	2.979	Yes	Yes	1205.843	1302	2.710	Yes	Yes	73.83217	86	1.350	9.463233	11	0.364
90	80	1.048	Yes	Yes	81.53768	72	1.135	Yes	Yes	7.27849	8	0.154	1.023126	1	0.158
1177	1239	1.798	Yes	Yes	1110.701	1166	1.633	Yes	Yes	62.51354	68	0.694	3.455001	5	0.867
4	5	0.401	Yes	Yes	4.446533	4	0.017	Yes	Yes	0	1	1.327	0	0	0.295
531	537	0.244	Yes	Yes	506.3389	505	0.062	Yes	Yes	23.91504	31	1.375	1.023126	1	0.191
21	21	0.055	Yes	Yes	18.11948	19	0.128	Yes	Yes	3.119353	3	0.198	0	0	0.295
11	0	4.660	Yes	Yes	10.8559	0	4.660	Yes	Yes	0	0	0.000	0	0	0.000
17	28	2.202	Yes	Yes	17.11285	26	1.951	Yes	Yes	0	1	1.619	0	0	0.162
504	487	0.796	Yes	Yes	469.0933	453	0.757	Yes	Yes	35.35266	34	0.302	0	0	0.775
64	63	0.074	Yes	Yes	58.385	58	0.035	Yes	Yes	4.159137	4	0.084	1.023126	1	0.158
353	321	1.745	Yes	Yes	320.1109	296	1.377	Yes	Yes	32.23331	24	1.508	1.023126	1	0.112
92	96	0.400	Yes	Yes	85.12637	88	0.294	Yes	Yes	6.610219	7	0.081	0	1	1.364
440	457	0.778	Yes	Yes	418.6649	434	0.765	Yes	Yes	15.40421	16	0.113	6.018389	6	0.087
51	51	0.032	Yes	Yes	48.18933	48	0.016	Yes	Yes	3.212231	3	0.120	0	0	0.427
516	517	0.044	Yes	Yes	495.1225	497	0.092	Yes	Yes	17.37051	17	0.172	3.677905	3	0.183
150	84	6.061	No	Yes	137.2264	81	5.434	No	Yes	12.8185	4	3.111	0	0	0.323
192	179	0.977	Yes	Yes	176.6125	172	0.371	Yes	Yes	15.58685	7	2.637	0	0	0.890
356	383	1.408	Yes	Yes	308.472	336	1.509	Yes	Yes	32.11116	32	0.028	15.10393	15	0.034
326	335	0.510	Yes	Yes	293.0935	308	0.847	Yes	Yes	33.06678	27	1.196	0	1	1.504
33	33	0.027	Yes	Yes	30.19914	31	0.139	Yes	Yes	3.119353	2	0.407	0	0	0.361
367	382	0.785	Yes	Yes	327.1574	341	0.762	Yes	Yes	38.47202	38	0.020	1.023126	2	1.058
221	223	0.109	Yes	Yes	202.3342	202	0.003	Yes	Yes	18.71612	20	0.332	0	0	0.493
185	196	0.805	Yes	Yes	159.0488	168	0.720	Yes	Yes	25.99461	28	0.322	0	0	0.692
517	537	0.875	Yes	Yes	475.1331	493	0.798	Yes	Yes	41.59137	44	0.308	0	1	1.022
329	360	1.691	Yes	Yes	299.9781	329	1.654	Yes	Yes	29.11396	31	0.279	0	1	1.047
176	197	1.592	Yes	Yes	160.0554	184	1.848	Yes	Yes	15.59676	13	0.670	0	0	0.247
427	437	0.515	Yes	Yes	396.6154	406	0.459	Yes	Yes	30.15374	31	0.167	0	1	1.083
259	250	0.517	Yes	Yes	231.5267	223	0.546	Yes	Yes	27.03439	27	0.012	0	0	0.309
603	618	0.645	Yes	Yes	552.6443	567	0.598	Yes	Yes	49.90964	51	0.145	0	1	1.219
547	555	0.328	Yes	Yes	516.9071	523	0.246	Yes	Yes	28.33922	28	0.017	1.805517	4	1.274
14	8	1.746	Yes	Yes	5.03319	6	0.325	Yes	Yes	0	0	0.566	9.208136	2	2.814
185	215	2.148	Yes	Yes	165.6446	194	2.082	Yes	Yes	18.98334	21	0.403	0	1	1.150
562	566	0.176	Yes	Yes	521.0832	523	0.097	Yes	Yes	40.77585	43	0.284	0	0	0.485
785	840	1.938	Yes	Yes	726.2878	768	1.524	Yes	Yes	58.94826	70	1.354	0	3	2.335
512	483	1.291	Yes	Yes	469.7188	447	1.038	Yes	Yes	42.42787	35	1.228	0	1	1.445
384	350	1.760	Yes	Yes	347.2901	317	1.650	Yes	Yes	36.39245	32	0.700	0	0	0.978
409	371	1.925	Yes	Yes	362.3897	331	1.683	Yes	Yes	46.79029	40	1.047	0	0	0.611
95	95	0.023	Yes	Yes	88.58414	89	0.020	Yes	Yes	6.238705	6	0.003	0	0	0.295
1013	1003	0.314	Yes	Yes	935.1667	925	0.339	Yes	Yes	76.94403	77	0.036	1.023126	1	0.045
146	137	0.776	Yes	Yes	136.9028	128	0.761	Yes	Yes	9.358058	9	0.172	0	0	0.295
65	64	0.120	Yes	Yes	59.25027	59	0.065	Yes	Yes	5.496002	5	0.208	0	0	0.187
105	91	1.380	Yes	Yes	100.6638	87	1.417	Yes	Yes	4.159137	4	0.010	0	0	0.295
992	985	0.202	Yes	Yes	914.0114	907	0.224	Yes	Yes	76.52812	77	0.044	1.023126	1	0.029
1412	1338	1.978	Yes	Yes	1304.682	1224	2.274	Yes	Yes	106.0172	112	0.603	1.003065	2	0.954
1052	820	7.580	No	No	976.9512	738	8.153	No	No	67.28008	73	0.699	8.090435	9	0.324
791	836	1.598	Yes	Yes	728.0328	765	1.342	Yes	Yes	54.68895	63	1.028	8.090435	9	0.363
420	467	2.254	Yes	Yes	381.9303	423	2.037	Yes	Yes	28.5431	36	1.377	9.027584	8	0.439
316	338	1.218	Yes	Yes	267.7657	286	1.111	Yes	Yes	44.71072	47	0.399	3.069379	4	0.430
101	101	0.040	Yes	Yes	90.10197	90	0.023	Yes	Yes	9.731869	10	0.107	1.023126	1	0.163
194	194	0.006	Yes	Yes	183.2081	184	0.027	Yes	Yes	10.39784	10	0.106	0	0	0.295
357	346	0.563	Yes	Yes	336.2171	327	0.533	Yes	Yes	19.7559	19	0.135	1.023126	1	0.268
283	288	0.286	Yes	Yes	257.5809	262	0.295	Yes	Yes	24.46551	25	0.041	1.003065	1	0.143
899	912	0.406	Yes	Yes	824.1858	831	0.246	Yes	Yes	72.53088	77	0.492	2.660128	4	0.504
829	853	0.823	Yes	Yes	746.8301	767	0.739	Yes	Yes	80.30975	82	0.217	2.046252	4	0.949
1107	1126	0.557	Yes	Yes	1010	1029	0.597	Yes	Yes	86	86	0.023	11	11	0.070
1138	1114	0.708	Yes	Yes	1037	1028	0.269	Yes	Yes	89	74	1.650	12	12	0.059
633	637	0.158	Yes	Yes	574	576	0.081	Yes	Yes	50	52	0.247	9	9	0.089

ID	Calibration / Validation	Area	Ref	Site Location	Dir	Date	Data Type	Duplicate?	Ref	A-Node	B-Node	PM Peak																
												ALL VEHICLES					CAR					LGV			HGV		
												Observed	Modelled	GEH	GEH Pass?	Flow Pass?	Observed	Modelled	GEH	GEH Pass?	Flow Pass?	Observed	Modelled	GEH	Observed	Modelled	GEH
1154	Calibration	ury St. Edmund	1	JTC 1_C-In	0	Jan-16	MCC	No	2110-2100	2110	2100	1280	1338	1.594	Yes	Yes	1169	1200	0.895	Yes	Yes	89	110	2.120	22	28	1.146
1155	Calibration	ury St. Edmund	1	JTC 1_C-Out	0	Jan-16	MCC	No	2100-2110	2100	2110	1232	1181	1.480	Yes	Yes	1078	1036	1.292	Yes	Yes	128	125	0.296	26	20	1.262
1157	Calibration	ury St. Edmund	1	JTC 1_D-Out	0	Jan-16	MCC	No	2099-2097	2099	2097	751	785	1.229	Yes	Yes	668	734	2.484	Yes	Yes	61	28	4.911	22	23	0.229
1161	Calibration	ury St. Edmund	2	JTC 2_B-Out	0	Jan-16	MCC	No	2088-2091	2088	2091	975	933	1.349	Yes	Yes	846	814	1.117	Yes	Yes	94	91	0.308	35	28	1.158
1164	Calibration	ury St. Edmund	2	JTC 2_D-In	0	Jan-16	MCC	No	5819-5820	5819	5820	445	445	0.005	Yes	Yes	407	407	0.006	Yes	Yes	35	35	0.000	3	3	0.005
1165	Calibration	ury St. Edmund	2	JTC 2_D-Out	0	Jan-16	MCC	No	5820-5819	5820	5819	296	297	0.075	Yes	Yes	257	257	0.002	Yes	Yes	39	39	0.002	0	1	1.631
1167	Calibration	ury St. Edmund	2	JTC 2_E-Out	0	Jan-16	MCC	No	2083-2084	2083	2084	438	464	1.219	Yes	Yes	360	381	1.082	Yes	Yes	49	49	0.006	29	34	0.895
1171	Calibration	ury St. Edmund	3	JTC 3_B-Out	0	Jan-16	MCC	No	2197-2204	2197	2204	599	553	1.930	Yes	Yes	532	510	0.973	Yes	Yes	60	36	3.472	7	7	0.016
1173	Calibration	ury St. Edmund	3	JTC 3_C-Out	0	Jan-16	MCC	No	2200-2205	2200	2205	610	622	0.498	Yes	Yes	553	565	0.491	Yes	Yes	54	54	0.005	3	4	0.436
1177	Calibration	ury St. Edmund	3	JTC 3_E-Out	0	Jan-16	MCC	No	2195-2193	2195	2193	518	519	0.063	Yes	Yes	470	472	0.073	Yes	Yes	35	35	0.000	13	13	0.044
1178	Validation	ury St. Edmund	4	JTC 4_A-In	0	Jan-16	MCC	No	2094-2080	2094	2080	550	500	2.180	Yes	Yes	502	422	3.729	Yes	Yes	45	61	2.237	3	17	4.402
1179	Validation	ury St. Edmund	4	JTC 4_A-Out	0	Jan-16	MCC	No	2080-2094	2080	2094	583	399	8.313	No	No	524	350	8.303	No	No	49	39	1.586	10	10	0.028
1180	Validation	ury St. Edmund	4	JTC 4_B-In	0	Jan-16	MCC	No	2081-2080	2081	2080	807	839	1.126	Yes	Yes	706	723	0.650	Yes	Yes	90	93	0.357	11	22	2.806
1181	Validation	ury St. Edmund	4	JTC 4_B-Out	0	Jan-16	MCC	No	2080-2081	2080	2081	1111	1113	0.048	Yes	Yes	1014	988	0.823	Yes	Yes	91	104	1.355	6	20	3.936
1182	Validation	ury St. Edmund	4	JTC 4_C-In	0	Jan-16	MCC	No	2249-2080	2249	2080	771	592	6.865	No	No	723	521	8.090	No	No	48	62	1.860	0	9	4.198
1183	Validation	ury St. Edmund	4	JTC 4_C-Out	0	Jan-16	MCC	No	2080-2249	2080	2249	562	564	0.065	Yes	Yes	510	467	1.947	Yes	Yes	52	79	3.335	0	18	5.931
1184	Validation	ury St. Edmund	4	JTC 4_D-In	0	Jan-16	MCC	No	2079-2080	2079	2080	688	607	3.198	Yes	Yes	627	543	3.477	Yes	Yes	58	60	0.202	3	4	0.628
1185	Validation	ury St. Edmund	4	JTC 4_D-Out	0	Jan-16	MCC	No	2080-2079	2080	2079	560	463	4.298	Yes	Yes	510	404	4.956	Yes	No	49	54	0.712	1	5	2.171
1186	Calibration	ury St. Edmund	5	JTC 5_A-In	0	Jan-16	MCC	No	2076-2077	2076	2077	650	663	0.517	Yes	Yes	598	608	0.421	Yes	Yes	51	53	0.277	1	2	0.754
1187	Calibration	ury St. Edmund	5	JTC 5_A-Out	0	Jan-16	MCC	No	2077-2076	2077	2076	431	443	0.596	Yes	Yes	407	400	0.359	Yes	Yes	21	40	3.367	3	4	0.607
1188	Calibration	ury St. Edmund	5	JTC 5_B-In	0	Jan-16	MCC	No	2128-2077	2128	2077	170	175	0.382	Yes	Yes	153	157	0.356	Yes	Yes	17	17	0.118	0	0	0.427
1189	Calibration	ury St. Edmund	5	JTC 5_B-Out	0	Jan-16	MCC	No	2077-2128	2077	2128	268	253	0.937	Yes	Yes	242	242	0.004	Yes	Yes	26	11	3.572	0	0	0.475
1190	Calibration	ury St. Edmund	5	JTC 5_C-In	0	Jan-16	MCC	No	2075-2077	2075	2077	948	937	0.362	Yes	Yes	910	899	0.375	Yes	Yes	33	33	0.005	5	5	0.090
1191	Calibration	ury St. Edmund	5	JTC 5_C-Out	0	Jan-16	MCC	No	2077-2075	2077	2075	828	850	0.744	Yes	Yes	783	803	0.723	Yes	Yes	44	45	0.203	1	1	0.192
1192	Calibration	ury St. Edmund	5	JTC 5_D-In	0	Jan-16	MCC	No	2095-2077	2095	2077	527	541	0.607	Yes	Yes	493	504	0.489	Yes	Yes	34	36	0.378	0	1	1.315
1193	Calibration	ury St. Edmund	5	JTC 5_D-Out	0	Jan-16	MCC	No	2077-2095	2077	2095	768	770	0.081	Yes	Yes	722	723	0.040	Yes	Yes	44	44	0.027	2	3	0.628
1194	Calibration	ury St. Edmund	6	JTC 6_A-In	0	Jan-16	MCC	No	2073-2071	2073	2071	849	884	1.188	Yes	Yes	799	829	1.063	Yes	Yes	50	53	0.351	0	2	2.068
1195	Calibration	ury St. Edmund	6	JTC 6_A-Out	0	Jan-16	MCC	No	2071-2073	2071	2073	548	530	0.759	Yes	Yes	510	492	0.825	Yes	Yes	34	35	0.160	4	4	0.050
1196	Calibration	ury St. Edmund	6	JTC 6_B-In	0	Jan-16	MCC	No	2072-2251	2072	2251	373	431	2.902	Yes	Yes	347	398	2.631	Yes	Yes	26	29	0.563	0	4	2.991
1197	Calibration	ury St. Edmund	6	JTC 6_B-Out	0	Jan-16	MCC	No	2251-2072	2251	2072	525	542	0.723	Yes	Yes	488	497	0.425	Yes	Yes	37	40	0.499	0	4	2.885
1198	Calibration	ury St. Edmund	6	JTC 6_C-In	0	Jan-16	MCC	No	2113-2251	2113	2251	464	444	0.955	Yes	Yes	432	415	0.833	Yes	Yes	28	27	0.158	4	2	1.415
1199	Calibration	ury St. Edmund	6	JTC 6_C-Out	0	Jan-16	MCC	No	2251-2113	2251	2113	363	360	0.136	Yes	Yes	339	338	0.057	Yes	Yes	20	19	0.247	4	4	0.233
1200	Calibration	ury St. Edmund	6	JTC 6_D-In	0	Jan-16	MCC	No	5822-2071	5822	2071	539	502	1.637	Yes	Yes	494	458	1.662	Yes	Yes	37	36	0.139	8	8	0.088
1201	Calibration	ury St. Edmund	6	JTC 6_D-Out	0	Jan-16	MCC	No	2071-5822	2071	5822	789	828	1.371	Yes	Yes	735	773	1.375	Yes	Yes	50	51	0.120	4	4	0.187
1206	Validation	Felixstowe	7	JTC 7_C-In	0	Jan-16	MCC	No	2918-80413	2918	80413	1492	1599	2.727	Yes	Yes	1170	1239	1.994	Yes	Yes	122	144	1.917	200	216	1.101
1207	Validation	Felixstowe	7	JTC 7_C-Out	0	Jan-16	MCC	No	80412-2917	80412	2917	1933	1973	0.895	Yes	Yes	1536	1642	2.665	Yes	Yes	160	94	5.818	237	236	0.068
1208	Calibration	Felixstowe	8	JTC 8_A-In	0	Jan-16	MCC	No	5821-2870	5821	2870	199	199	0.030	Yes	Yes	192	191	0.053	Yes	Yes	5	5	0.000	2	2	0.216
1209	Calibration	Felixstowe	8	JTC 8_A-Out	0	Jan-16	MCC	No	2870-5821	2870	5821	70	70	0.042	Yes	Yes	64	64	0.027	Yes	Yes	4	4	0.000	2	2	0.094
1212	Calibration	Felixstowe	8	JTC 8_C-In	0	Jan-16	MCC	No	2864-2870	2864	2870	418	350	3.449	Yes	Yes	274	273	0.089	Yes	Yes	36	32	0.631	108	46	7.126
1213	Calibration	Felixstowe	8	JTC 8_C-Out	0	Jan-16	MCC	No	2870-2864	2870	2864	101	101	0.010	Yes	Yes	43	43	0.017	Yes	Yes	8	8	0.000	50	50	0.002
1230	Calibration	AOI	10	JTC 10_B-In	0	Jan-16	MCC	No	30064-3006	30064	30062	815	751	2.290	Yes	Yes	707	651	2.146	Yes	Yes	94	85	0.955	14	15	0.225
1236	Calibration	AOI	11	JTC 11_A-In	0	Jan-16	MCC	No	30048-3079	30048	30799	1384	1414	0.798	Yes	Yes	1210	1226	0.470	Yes	Yes	132	144	1.037	42	43	0.195
1240	Calibration	AOI	11	JTC 11_C-In	0	Jan-16	MCC	No	50040-3079	50040	30797	1889	2062	3.894	Yes	Yes	1440	1622	4.657	Yes	Yes	302	306	0.256	147	133	1.151
1250	Calibration	AOI	12	JTC 12_D-In	0	Jan-16	MCC	No	30134-3002	30134	30026	334	340	0.319	Yes	Yes	258	257	0.035	Yes	Yes	73	72	0.080	3	10	2.770
1254	Calibration	AOI	13	JTC 13_B-In	0	Jan-16	MCC	No	50006-5001	50006	50015	655	651	0.172	Yes	Yes	548	542	0.249	Yes	Yes	105	106	0.092	2	2	0.322
1258	Calibration	AOI	13	JTC 13_D-In	0	Jan-16	MCC	No	30505-5001	30505	50018	164	128	2.993	Yes	Yes	151	117	2.939	Yes	Yes	11	10	0.436	2	1	0.579
1265	Calibration	AOI	14	JTC 14_C-In	0	Jan-16	MCC	No	30511-3001	30511	30010	362	361	0.040	Yes	Yes	320	319	0.033	Yes	Yes	41	41	0.005	1	1	0.149
1268	Calibration	AOI	14	JTC 14_E-In	0	Jan-16	MCC	No	30008-3001	30008	30010	432	427	0.253	Yes	Yes	345	346	0.043	Yes	Yes	79	73	0.691	8	8	0.008
1270	Calibration	Newmarket	15	JTC 15_A-In	0	Jan-16	MCC	No	2502-2503	2502	2503	924	939	0.498	Yes	Yes	764	782	0.635	Yes	Yes	120	119	0.101	40	39	0.215
1271	Calibration	Newmarket	15	JTC 15_A-Out	0	Jan-16	MCC	No	2503-2502	2503	2502	1220	1208	0.354	Yes	Yes	1032	1024	0.255	Yes	Yes	137	134	0.281	51	50	0.123
1273	Calibration	Newmarket	15	JTC 15_B-Out	0	Jan-16	MCC	No	2504-2507	2504	2507	730	759	1.075	Yes	Yes	622	650	1.099	Yes	Yes	83	85	0.192	25	25	0.024
1279	Calibration	Newmarket	15	JTC 15_E-Out	0	Jan-16	MCC	No	2505-2496	2505	2496	490	493	0.123	Yes	Yes	408	426	0.895	Yes	Yes	59	49	1.382	23	18	1.199
1280	Calibration	Newmarket	15	JTC 15_F-In	0	Jan-16	MCC	No	2495-2503	2495	2503	659	490	7.068	No	No	542	374	7.857	No	No	87	87	0.020	30	29	0.195
1282	Calibration	Newmarket	16	JTC 16_A-In	0	Jan-16	MCC	No	2448-2447	2448	2447	785	813	0.976	Yes	Yes	719	738	0.687	Yes	Yes	62	67	0.640	4	8	1.594
1283	Calibration	Newmarket	16	JTC 16_A-Out	0	Jan-16	MCC	No	2447-2448	2447	2448	885	817	2.344	Yes	Yes	792	725	2.416	Yes	Yes	86	84	0.204	7	7	0.021
1286	Calibration	Newmarket	16	JTC 16_C-In	0	Jan-16	MCC	No	3436-2447	3436	2447	540	587	1.968	Yes	Yes	485	514	1.285	Yes	Yes	52	70	2.300	3	3	0.023
1287	Calibration	Newmarket	16	JTC 16_C-Out	0	Jan-16	MCC	No	2447-3436	2447	3436	582	605	0.951	Yes	Yes	541	561	0.869	Yes	Yes	40	43	0.447	1	1	0.121
1288	Calibration	Newmarket	16	JTC 16_D-In	0	Jan-16	MCC	No	2972-2447	2972	2447	673	586	3.459	Yes	Yes	610	534	3.195	Yes	Yes	55	36	2.813	8	17	2.449
1289	Calibration	Newmarket	16	JTC 16_D-Out	0	Jan-16	MCC	No	2447-2972	2447	2972	434	436	0.088	Yes	Yes	367	370	0.135	Yes	Yes	59	59	0.013	8	7	0.313
1291	Calibration	Newmarket	16	JTC 16_E-Out	0	Jan-16	MCC	No	2972-2449	2972	2449	29	138	11.907	No	No	27	125	11.240	No	Yes	2	12	3.721	0	1	1.396
1294	Calibration	AOI	17	JTC 17_B-In	0	Jan-16	MCC	No	2402-2404	2402	2404	736	737	0.045	Yes	Yes	620	620	0.009	Yes	Yes	100	101	0.097	16	16	0.005
1295	Calibration	AOI	17	JTC 17_B-Out	0	Jan-16	MCC	No	2411-2403	2411	2403	545	559	0.612	Yes	Yes	472	467	0.229	Yes	Yes	58	78	2.413	15	14	0.142
1296	Calibration	AOI	17	JTC 17_C-In	0	Jan-16	MCC	No	2394-2405	2394	2405	903	868	1.191	Yes	Yes	775	746	1.070	Yes	Yes	100	95	0.552	28	28	0.093
1297	Calibration	AOI	17	JTC 17_C-Out	0	Jan-16	MCC	No	2405-2394	2405	2394	968	948	0.646	Yes	Yes	813	809	0.129	Yes	Yes	132	119	1.138	23	19	0.778
1298	Calibration	AOI	17	JTC 17_D-In	0	Jan-16	MCC	No	2415-2406	2415	2406	63	53	1.344	Yes	Yes	60	51	1.268	Yes	Yes	2	1	0.502	1	1	0.149
1299	Calibration	AOI	17	JTC 17_D-Out	0	Jan-16	MCC	No	2406-2415	2406	2415	510	521	0.476	Yes	Yes	443	455	0.549	Yes	Yes	51	50	0.112	16	16	0.010
1300	Calibration	AOI	17	JTC 17_E-In	0	Jan-16	MCC	No	2408-2409	2408	2409	421	469	2.261	Yes	Yes	344	394	2.582	Yes	Yes	64	62	0.215	13	13	0.052
1302	Calibration	Stowmarket	18	JTC 18_A-In	0	Jan-16	MCC	No	3895-2364	3895	2364	426	422	0.215	Yes	Yes	374	367	0.341	Yes	Yes	48	48	0.000	4	6	0.947
1303	Calibration	Stowmarket	18	JTC 18_A-Out	0	Jan-16	MCC	No	2364-3895	2364	3895	549	493	2.444	Yes	Yes	476	420	2.646	Yes	Yes	71	71	0.005	2	2	0.112
1304	Calibration	Stowmarket	18	JTC 18_B-In	0	Jan-16	MCC	No	2361-2364	2361	2364	559	558	0.039	Yes	Yes	489	487	0.068	Yes	Yes	63	64	0.083	7	7	0.026
1305	Calibration	Stowmarket	18	JTC 18_B-Out	0	Jan-16	MCC	No	2364-2361	2364	2361	854	852	0.063	Yes	Yes	743	744	0.023	Yes	Yes	94	93	0.066	17	15	0.460
1306	Calibration	Stowmarket	18	JTC 18_C-In	0	Jan-16	MCC	No	2369-2365	2369	2365	323	324	0.056	Yes	Yes	271	273	0.099	Yes	Yes	49	48	0.089	3	3	0.003
1307	Calibration	Stowmarket	18	JTC 18_C-Out	0	Jan-16	MCC	No	2364-2370	2364	2370	208	195	0.950	Yes	Yes	168	158	0.805	Yes	Yes	33	33	0.009	7	4	1.358
1309	Calibration	Stowmarket	18	JTC 18_D-Out	0	Jan-16	MCC	No	2365-2362	2365	2362	228	267	2.460	Yes	Yes	203	237	2.285	Yes	Yes	21	23	0.418	4	7	1.220
1310	Calibration	AOI	19	JTC 19_A-In	0	Jan-16	MCC	No	2337-2336	2337	2336	485	485	0.020	Yes	Yes	434	434	0.009	Yes	Yes	42	42	0.015	9	9	0.051
1311	Calibration	AOI	19	JTC 19_A-Out	0	Jan-16	MCC	No	2336-2337	2336	2337	594	591	0.109	Yes	Yes	534	535	0.048	Yes	Yes	58	54	0.525	2	2	0.112
1313	Calibration	AOI	19	JTC 19_B-Out	0	Jan-16	MCC	No	2336-5877	2336	5877	136	136	0.042	Yes	Yes	126	125	0.087	Yes	Yes	8	9	0.439	2	2	0.114
1314	Calibration	AOI	19	JTC 19_C-In	0	Jan-16	MCC	No	2400-2336	2400	2336	737	731	0.230	Yes	Yes	672	664	0.310	Yes	Yes	63	64	0.154	2	3	0.363
1315	Calibration	AOI	19	JTC 19_C-Out	0	Jan-16	MCC	No	2336-2400	2336	2400	810	816	0.217	Yes	Yes	742	742	0.000	Yes	Yes	64	64	0.001	4	10	2.323
1316	Calibration	AOI	19	JTC 19_D-In	0	Jan-16	MCC	No	2335-2336	2335	2336	351	353	0.119	Yes	Yes	324	323	0.037	Yes	Yes	27	27	0.006	0	3	2.417
1317	Calibration	AOI	19	JTC 19_D-Out	0	Jan-16	MCC	No	2336-2335	2336	2335	377	377	0.023	Yes	Yes	350	351	0.051	Yes	Yes	24	24	0.006	3	2	0.329
1318	Calibration	Sudbury	20	JTC 20_A-In	0	Jan-16	MCC	No	2678-2676	2678	2676	547	560	0.547	Yes	Yes	502	519	0.765	Yes	Yes	43	38	0.718	2	2	0.114
1321	Calibration	Sudbury	20	JTC 20_C-In	0	Jan-16	MCC	No	2693-2676	2693	2676	657	630	1.055	Yes	Yes	586	589	0.117	Yes	Yes	70	39	4.207	1	2	1.100
1322	Calibration	Sudbury	20	JTC 20_C-Out	0	Jan-16	MCC	No	2676-2693	2676	2693	359	359	0.012	Yes	Yes	340	340	0.004	Yes	Yes	18	18	0.002	1	1	0.135
1323	Calibration	Sudbury	20	JTC 20_D-Out	0	Jan-16	MCC	No	2676-2677	2676	2677	565	541	1.002	Yes	Yes	495	495	0.004	Yes	Yes	68	44	3.158	2	2	0.018
1334	Validation	ury St. Edmund	22	JTC 22_A-In	0	Jan-16	MCC	No	2166-2165	2166	2165	615	712	3.750	Yes	Yes	567	666	3.903	Yes	Yes	45	42	0.439	3	3	0.198
1335	Validation	ury St. Edmund	22	JTC 22_A-Out	0	Jan-16	MCC	No	2165-2166	2165	2166	505	587	3.508	Yes	Yes	474	549	3.308	Yes	Yes	30	37	1.214	1	1	0.139
1336	Validation	ury St. Edmund	22	JTC 22_B-In	0	Jan-16	MCC	No	2171-2165	2171	2165	373	338	1.883	Yes	Yes	350	301	2.723	Yes	Yes	23	34	2.054	0	3	2.313

ID	Calibration / Validation	Area	Ref	Site Location	Dir	Date	Data Type	Duplicate?	Ref	A-Node	B-Node	PM Peak																	
												ALL VEHICLES					CAR					LGV			HGV		
												Observed	Modelled	GEH	GEH Pass?	Flow Pass?	Observed	Modelled	GEH	GEH Pass?	Flow Pass?	Observed	Modelled	GEH	Observed	Modelled	GEH
1337	Validation	ury St. Edmund	22	JTC 22_B-Out	0	Jan-16	MCC	No	2165-2171	2165	2171	558	536	0.947	Yes	Yes	512	483	1.287	Yes	Yes	45	50	0.670	1	3	1.386
1338	Validation	ury St. Edmund	22	JTC 22_C-In	0	Jan-16	MCC	No	3359-2165	3359	2165	715	845	4.643	Yes	No	673	779	3.934	Yes	No	41	62	2.943	1	4	1.677
1339	Validation	ury St. Edmund	22	JTC 22_C-Out	0	Jan-16	MCC	No	2165-3359	2165	3359	640	771	4.930	Yes	No	604	714	4.283	Yes	No	34	52	2.682	2	5	1.792
1340	Calibration	ury St. Edmund	23	JTC 23_A-In	0	Jan-16	MCC	No	5823-5822	5823	5822	313	336	1.253	Yes	Yes	291	311	1.166	Yes	Yes	21	21	0.041	1	3	1.494
1341	Calibration	ury St. Edmund	23	JTC 23_A-Out	0	Jan-16	MCC	No	5822-5823	5822	5823	411	425	0.693	Yes	Yes	367	380	0.694	Yes	Yes	42	43	0.094	2	2	0.109
1344	Calibration	ury St. Edmund	23	JTC 23_C-In	0	Jan-16	MCC	No	2142-2141	2142	2141	394	403	0.441	Yes	Yes	360	365	0.250	Yes	Yes	33	37	0.666	1	1	0.098
1345	Calibration	ury St. Edmund	23	JTC 23_C-Out	0	Jan-16	MCC	No	2141-2142	2141	2142	427	452	1.207	Yes	Yes	394	418	1.171	Yes	Yes	30	32	0.304	3	3	0.018
1346	Calibration	ury St. Edmund	23	JTC 23_D-In	0	Jan-16	MCC	No	3349-2141	3349	2141	360	372	0.646	Yes	Yes	314	325	0.619	Yes	Yes	38	39	0.239	8	8	0.065
1347	Calibration	ury St. Edmund	23	JTC 23_D-Out	0	Jan-16	MCC	No	2141-3349	2141	3349	540	560	0.837	Yes	Yes	503	518	0.668	Yes	Yes	34	38	0.668	3	4	0.287
1348	Calibration	Sudbury	24	JTC 24_A-In	0	Jan-16	MCC	No	2627-2626	2627	2626	229	229	0.029	Yes	Yes	199	199	0.024	Yes	Yes	29	29	0.002	1	1	0.085
1349	Calibration	Sudbury	24	JTC 24_A-Out	0	Jan-16	MCC	No	2626-2627	2626	2627	116	118	0.221	Yes	Yes	104	105	0.111	Yes	Yes	11	10	0.214	1	3	1.393
1350	Calibration	Sudbury	24	JTC 24_B-In	0	Jan-16	MCC	No	5935-2626	5935	2626	338	338	0.002	Yes	Yes	306	306	0.009	Yes	Yes	29	29	0.000	3	3	0.109
1351	Calibration	Sudbury	24	JTC 24_B-Out	0	Jan-16	MCC	No	2626-5935	2626	5935	357	359	0.120	Yes	Yes	326	328	0.128	Yes	Yes	27	27	0.010	4	4	0.044
1358	Validation	Haverhill	25	JTC 25_B-In	0	Jan-16	MCC	No	2611-2612	2611	2612	292	332	2.267	Yes	Yes	263	281	1.102	Yes	Yes	24	47	3.795	5	4	0.310
1359	Validation	Haverhill	25	JTC 25_B-Out	0	Jan-16	MCC	No	2612-2611	2612	2611	681	754	2.737	Yes	Yes	593	683	3.565	Yes	Yes	84	61	2.672	4	10	2.285
1362	Validation	Haverhill	26	JTC 26_A-In	0	Jan-16	MCC	No	2623-2540	2623	2540	285	408	6.597	No	No	232	307	4.541	Yes	Yes	47	69	2.834	6	33	6.074
1363	Validation	Haverhill	26	JTC 26_A-Out	0	Jan-16	MCC	No	2540-2623	2540	2623	681	607	2.924	Yes	Yes	589	512	3.292	Yes	Yes	82	72	1.199	10	24	3.304
1368	Calibration	AOI	27	JTC 27_A-In	0	Jan-16	MCC	No	3146-5756	3146	5756	875	862	0.438	Yes	Yes	649	653	0.151	Yes	Yes	184	151	2.540	42	58	2.279
1372	Calibration	AOI	27	JTC 27_C-In	0	Jan-16	MCC	No	5760-5755	5760	5755	356	355	0.039	Yes	Yes	302	302	0.014	Yes	Yes	53	53	0.001	1	0	1.414
1377	Calibration	AOI	28	JTC 28_A-Out	0	Jan-16	MCC	No	3111-3110	3111	3110	339	343	0.215	Yes	Yes	288	288	0.011	Yes	Yes	50	51	0.188	1	4	1.813
1378	Calibration	AOI	28	JTC 28_B-In	0	Jan-16	MCC	No	5690-3113	5690	3113	1617	1634	0.410	Yes	Yes	1347	1352	0.125	Yes	Yes	144	160	1.266	126	122	0.328
1379	Calibration	AOI	28	JTC 28_B-Out	0	Jan-16	MCC	No	3111-5688	3111	5688	2326	2486	3.267	Yes	Yes	1833	1980	3.370	Yes	Yes	360	370	0.546	133	136	0.232
1380	Calibration	AOI	28	JTC 28_C-In	0	Jan-16	MCC	No	3112-3113	3112	3113	103	109	0.613	Yes	Yes	94	94	0.035	Yes	Yes	7	10	1.159	2	5	1.412
1381	Calibration	AOI	28	JTC 28_C-Out	0	Jan-16	MCC	No	3113-3112	3113	3112	79	87	0.917	Yes	Yes	76	80	0.480	Yes	Yes	3	6	1.311	0	1	1.663
1382	Calibration	AOI	28	JTC 28_D-In	0	Jan-16	MCC	No	3114-1341	3114	1341	2541	2543	0.049	Yes	Yes	2012	2012	0.003	Yes	Yes	397	398	0.051	132	134	0.137
1383	Calibration	AOI	28	JTC 28_D-Out	0	Jan-16	MCC	No	1342-3115	1342	3115	1641	1655	0.352	Yes	Yes	1365	1365	0.004	Yes	Yes	148	164	1.305	128	126	0.194
1385	Calibration	AOI	29	JTC 29_A-Out	0	Jan-16	MCC	No	3116-3114	3116	3114	2526	2505	0.416	Yes	Yes	2031	2028	0.069	Yes	Yes	336	348	0.642	159	129	2.468
1389	Calibration	AOI	29	JTC 29_C-Out	0	Jan-16	MCC	No	3117-3119	3117	3119	2321	1528	18.078	No	No	1850	1236	15.642	No	No	312	168	9.311	159	125	2.895
1400	Calibration	A11	31	JTC 31_A-In	0	Jan-16	MCC	No	3277-3785	3277	3785	1459	1426	0.881	Yes	Yes	1200	1187	0.369	Yes	Yes	184	143	3.226	75	96	2.226
1401	Calibration	A11	31	JTC 31_A-Out	0	Jan-16	MCC	No	3785-3277	3785	3277	2222	2113	2.334	Yes	Yes	1810	1806	0.102	Yes	Yes	321	219	6.205	91	89	0.251
1402	Calibration	A11	31	JTC 31_B-In	0	Jan-16	MCC	No	3786-3785	3786	3785	118	117	0.054	Yes	Yes	104	103	0.059	Yes	Yes	11	11	0.000	3	3	0.008
1403	Calibration	A11	31	JTC 31_B-Out	0	Jan-16	MCC	No	3785-3786	3785	3786	194	196	0.130	Yes	Yes	175	173	0.134	Yes	Yes	18	22	0.837	1	1	0.149
1406	Calibration	A11	32	JTC 32_A-In	0	Jan-16	MCC	No	3794-5672	3794	5672	358	351	0.382	Yes	Yes	326	319	0.386	Yes	Yes	29	29	0.048	3	3	0.008
1407	Calibration	A11	32	JTC 32_A-Out	0	Jan-16	MCC	No	5672-3794	5672	3794	270	283	0.787	Yes	Yes	239	250	0.716	Yes	Yes	31	33	0.266	0	0	0.875
1408	Calibration	A11	32	JTC 32_B-In	0	Jan-16	MCC	No	5674-3790	5674	3790	202	186	1.116	Yes	Yes	177	164	1.017	Yes	Yes	23	22	0.137	2	0	1.493
1409	Calibration	A11	32	JTC 32_B-Out	0	Jan-16	MCC	No	5672-5673	5672	5673	218	210	0.517	Yes	Yes	186	183	0.211	Yes	Yes	24	24	0.014	8	3	1.949
1410	Calibration	A11	32	JTC 32_C-In	0	Jan-16	MCC	No	3789-3790	3789	3790	279	281	0.121	Yes	Yes	243	243	0.011	Yes	Yes	33	33	0.002	3	5	0.941
1411	Calibration	A11	32	JTC 32_C-Out	0	Jan-16	MCC	No	3790-3789	3790	3789	429	429	0.021	Yes	Yes	389	389	0.016	Yes	Yes	39	39	0.000	1	1	0.140
1412	Calibration	A11	32	JTC 32_D-In	0	Jan-16	MCC	No	5659-3790	5659	3790	159	153	0.469	Yes	Yes	133	131	0.168	Yes	Yes	19	19	0.023	7	3	1.699
1413	Calibration	A11	32	JTC 32_D-Out	0	Jan-16	MCC	No	3790-5659	3790	5659	136	129	0.612	Yes	Yes	116	111	0.445	Yes	Yes	16	16	0.002	4	2	1.375
1415	Calibration	A11	32	JTC 32_E-Out	0	Jan-16	MCC	No	3790-5671	3790	5671	203	200	0.234	Yes	Yes	182	174	0.568	Yes	Yes	19	18	0.214	2	7	2.416
1416	Calibration	A11	32	JTC 32_F-In	0	Jan-16	MCC	No	5824-5672	5824	5672	317	338	1.173	Yes	Yes	281	299	1.048	Yes	Yes	35	37	0.253	1	3	1.354
1417	Calibration	A11	32	JTC 32_F-Out	0	Jan-16	MCC	No	5672-5824	5672	5824	59	59	0.008	Yes	Yes	48	48	0.010	Yes	Yes	10	10	0.000	1	1	0.140
1420	Calibration	Sudbury	33	JTC 33_B-In	0	Jan-16	MCC	No	2763-2762	2763	2762	682	566	4.662	Yes	No	598	505	3.968	Yes	Yes	77	60	2.082	7	1	3.033
1421	Calibration	Sudbury	33	JTC 33_B-Out	0	Jan-16	MCC	No	2762-2763	2762	2763	523	523	0.012	Yes	Yes	458	458	0.005	Yes	Yes	57	57	0.008	8	8	0.109
1422	Calibration	Sudbury	33	JTC 33_C-In	0	Jan-16	MCC	No	2761-2762	2761	2762	540	548	0.332	Yes	Yes	478	478	0.005	Yes	Yes	57	57	0.019	5	13	2.537
1423	Calibration	Sudbury	33	JTC 33_C-Out	0	Jan-16	MCC	No	2762-2761	2762	2761	537	536	0.042	Yes	Yes	454	454	0.015	Yes	Yes	79	75	0.492	4	8	1.522
1426	Calibration	Sudbury	34	JTC 34_A-In	0	Jan-16	MCC	No	2781-2783	2781	2783	948	840	3.601	Yes	Yes	829	744	3.031	Yes	Yes	108	90	1.856	11	7	1.423
1427	Calibration	Sudbury	34	JTC 34_A-Out	0	Jan-16	MCC	No	2783-2781	2783	2781	691	619	2.803	Yes	Yes	594	522	3.027	Yes	Yes	85	84	0.073	12	12	0.128
1430	Calibration	Sudbury	34	JTC 34_C-In	0	Jan-16	MCC	No	2658-2783	2658	2783	426	426	0.014	Yes	Yes	365	365	0.003	Yes	Yes	59	59	0.001	2	2	0.219
1431	Calibration	Sudbury	34	JTC 34_C-Out	0	Jan-16	MCC	No	2783-2658	2783	2658	636	622	0.567	Yes	Yes	566	548	0.749	Yes	Yes	70	70	0.051	0	4	2.790
1432	Calibration	Sudbury	34	JTC 34_D-In	0	Jan-16	MCC	No	2782-2783	2782	2783	635	553	3.378	Yes	Yes	546	486	2.636	Yes	Yes	77	60	2.054	12	7	1.785
1433	Calibration	Sudbury	34	JTC 34_D-Out	0	Jan-16	MCC	No	2783-2782	2783	2782	447	356	4.534	Yes	Yes	392	310	4.380	Yes	Yes	50	41	1.373	5	5	0.190
1434	Calibration	Lowestoft	1	JTC 1_A-In	0	Jan-15	MCC	No	6345-1020	6345	1020	355	356	0.062	Yes	Yes	320.436	321	0.038	Yes	Yes	32.62068	33	0.066	2.00613	2	0.080
1435	Calibration	Lowestoft	1	JTC 1_A-Out	0	Jan-15	MCC	No	1020-6345	1020	6345	525	492	1.485	Yes	Yes	462.852	445	0.855	Yes	Yes	60.14438	45	2.133	2.00613	2	0.119
1436	Calibration	Lowestoft	1	JTC 1_B-In	0	Jan-15	MCC	No	5370-1020	5370	1020	119	63	5.876	No	Yes	113.735	61	5.647	No	Yes	5.096981	2	1.755	0	0	0.295
1437	Calibration	Lowestoft	1	JTC 1_B-Out	0	Jan-15	MCC	No	1020-5370	1020	5370	133	59	7.589	No	Yes	124.614	54	7.424	No	Yes	8.15517	4	1.629	0	0	0.295
1438	Calibration	Lowestoft	1	JTC 1_C-In	0	Jan-15	MCC	No	1010-1020	1010	1020	564	594	1.265	Yes	Yes	460.874	486	1.146	Yes	Yes	100.9202	102	0.116	2.00613	6	2.121
1439	Calibration	Lowestoft	1	JTC 1_C-Out	0	Jan-15	MCC	No	1020-1010	1020	1010	604	606	0.084	Yes	Yes	514.28	513	0.049	Yes	Yes	83.5905	84	0.008	6.018389	9	1.129
1440	Calibration	Lowestoft	1	JTC 1_D-In	0	Jan-15	MCC	No	5340-1020	5340	1020	611	610	0.030	Yes	Yes	552.851	553	0.003	Yes	Yes	55.0474	55	0.019	3.009195	2	0.334
1441	Calibration	Lowestoft	1	JTC 1_D-Out	0	Jan-15	MCC	No	1020-5340	1020	5340	326	327	0.018	Yes	Yes	294.722	295	0.001	Yes	Yes	27.5237	28	0.085	4.01226	4	0.048
1442	Validation	Lowestoft	1	JTC 1_E-In	0	Jan-15	MCC	No	10258-1020	10258	1020	719	701	0.648	Yes	Yes	624.059	603	0.858	Yes	Yes	86.64869	88	0.097	8.024519	11	1.001
1443	Validation	Lowestoft	1	JTC 1_E-Out	0	Jan-15	MCC	No	1020-10258	1020	10258	779	842	2.210	Yes	Yes	675.487	717	1.557	Yes	Yes	100.9202	119	1.720	3.009195	7	1.718
1446	Calibration	Lowestoft	2	JTC 2_B-In	0	Jan-15	MCC	No	6341-3000	6341	3000	317	315	0.139	Yes	Yes	287.799	287	0.067	Yes	Yes	25.48491	25	0.099	4.01226	3	0.442
1447	Calibration	Lowestoft	2	JTC 2_B-Out	0	Jan-15	MCC	No	3000-6341	3000	6341	313	313	0.048	Yes	Yes	281.865	281	0.039	Yes	Yes	30.58189	31	0.011	1.003065	1	0.138
1450	Calibration	Lowestoft	2	JTC 2_D-In	0	Jan-15	MCC	No	6340-3000	6340	3000	248	237	0.732	Yes	Yes	223.514	224	0.029	Yes	Yes	24.46551	12	2.843	0	0	0.850
1451	Calibration	Lowestoft	2	JTC 2_D-Out	0	Jan-15	MCC	No	3000-6340	3000	6340	413	413	0.006	Yes	Yes	380.765	380	0.021	Yes	Yes	32.62068	33	0.042	0	0	0.295
1452	Calibration	Lowestoft	2	JTC 2_E-In	0	Jan-15	MCC	No	6337-3000	6337	3000	549	546	0.113	Yes	Yes	472.742	473	0.027	Yes	Yes	69.31895	66	0.388	7.021454	7	0.025
1453	Calibration	Lowestoft	2	JTC 2_E-Out	0	Jan-15	MCC	No	3000-6337	3000	6337	657	653	0.172	Yes	Yes	593.4	590	0.148	Yes	Yes	56.0668	56	0.073	8.024519	8	0.088
1454	Calibration	Lowestoft	2	JTC 2_F-In	0	Jan-15	MCC	No	3010-3000	3010	3000	699	691	0.293	Yes	Yes	608.235	601	0.287	Yes	Yes	85.62929	85	0.094	5.015325	5	0.084
1455	Calibration	Lowestoft	2	JTC 2_F-Out	0	Jan-15	MCC	No	3000-3010	3000	3010	801	801	0.014	Yes	Yes	697.245	695	0.076	Yes	Yes	100.9202	101	0.024	3.009195	5	0.933
1456	Calibration	Lowestoft	3	JTC 3_A-In	0	Jan-15	MCC	No	6306-8050	6306	8050	534	516	0.781	Yes	Yes	462.852	449	0.643	Yes	Yes	68.29955	63	0.682	3.009195	4	0.702
1457	Calibration	Lowestoft	3	JTC 3_A-Out	0	Jan-15	MCC	No	8050-6306	8050	6306	336	334	0.113	Yes	Yes	281.865	279	0.191	Yes	Yes	50.96981	51	0.041	3.009195	4	0.455
1458	Calibration	Lowestoft	3	JTC 3_B-In	0	Jan-15	MCC	No	10222-8050	10222	8050	308	285	1.339	Yes	Yes	277.909	268	0.606	Yes	Yes	28.5431	17	2.304	2.00613	0	2.003
1459	Calibration	Lowestoft	3	JTC 3_B-Out	0	Jan-15	MCC	No	8050-10222	8050	10222	292	270	1.266	Yes	Yes	260.107	251	0.544	Yes	Yes	31.60129	19	2.496	0	0	0.295
1460	Calibration	Lowestoft	3	JTC 3_C-In	0	Jan-15	MCC	No	10216-8050	10216	8050	471	468	0.112	Yes	Yes	403.512	402	0.058	Yes	Yes	63.20257	62	0.139	4.01226	4	0.081
1461	Calibration	Lowestoft	3	JTC 3_C-Out	0	Jan-15	MCC	No	8050-10216	8050	10216	694	671	0.882	Yes	Yes	593.4	576	0.720	Yes	Yes	94.80386	90	0.499	6.018389	5	0.355
1462	Calibration	Lowestoft	3	JTC 3_D-In	0	Jan-15	MCC	No	9420-8050	9420	8050	191	185	0.405	Yes	Yes	158.24	153	0.451	Yes	Yes	31.60129	32	0.035	1.003065	1	0.143
1463	Calibration	Lowestoft	3	JTC 3_D-Out	0	Jan-15	MCC	No	8050-9420	8050	9420	182	180	0.196	Yes	Yes	167.141	166	0.095	Yes	Yes	14.27155	14	0.110	1.003065	0	1.416
1464	Calibration	Lowestoft	4	JTC 4_A-In	0	Jan-15	MCC	No	6280-6270	6280	6270	1488	1506	0.462	Yes	Yes	1310.425	1332	0.603	Yes	Yes	169.2198	164	0.416	8.024519	9	0.448
1465	Calibration	Lowestoft	4	JTC 4_A-Out	0	Jan-15	MCC	No	6270-6280	6270	6280	961	982	0.652	Yes	Yes	859.441	878	0.617	Yes	Yes	94.80386	97	0.199	7.021454	7	0.065
1466	Calibration	Lowestoft	4	JTC 4_B-In	0	Jan-15	MCC	No	6260-6270	6260	6270	708	722	0.520	Yes	Yes	644.828	660	0.593	Yes	Yes	58.10559	58	0.051	5.015325	4	0.403
1467	Calibration	Lowestoft	4	JTC 4_B-Out	0	Jan-15	MCC	No	6270-6260	6270	6260	1010	1038	0.864	Yes	Yes	893.067	916	0.759	Yes	Yes	112.1336	117	0.413	5.015325	5	0.182
1468	Calibration	Lowestoft	4	JTC 4_C-In	0	Jan-15	MCC	No	8070-6270	8070	6270	259	260	0.023	Yes	Yes	217.58	218	0.004	Yes	Yes	38.73706	39	0.045	3.009195	3	0.020
1469	Calibration	Lowestoft	4	JTC 4_C-Out	0	Jan-15	MCC	No	6270-8070	6270	8070	483	468	0.723	Yes	Yes	420.325	417	0.187	Yes	Yes	59.12499	47	1.622	4.01226	4	0.050
1472	Calibration	Lowestoft	5	JTC 5_B-In	0	Jan-15	MCC	No	9470-6230	9470	6230	493	421	3.398	Yes	Yes	466.808	399	3.252	Yes	Yes	26.5043	21	1.149	0	1	1.107
1473	Calibration	Lowestoft	5	JTC 5_B-Out	0	Jan-15	MCC	No	6230-9470	6230	9470	439	381	2.854	Yes	Yes	407.468	352	2.846	Yes	Yes	31.60129	29	0.423	0	0	0.000
1474	Calibration	Lowestoft	5	JTC 5_C-In	0	Jan-15	MCC	No	10234-6230	10234	6230	738	760	0.804	Yes	Yes	665.597	684	0.724	Yes	Yes	69.31895	71	0.189	3.009195	5	0.820

ID	Calibration / Validation	Area	Ref	Site Location	Dir	Date	Data Type	Duplicate?	Ref	A-Node	B-Node	PM Peak																
												ALL VEHICLES					CAR					LGV			HGV		
												Observed	Modelled	GEH	GEH Pass?	Flow Pass?	Observed	Modelled	GEH	GEH Pass?	Flow Pass?	Observed	Modelled	GEH	Observed	Modelled	GEH
1475	Calibration	Lowestoft	5	JTC 5_C-Out	0	Jan-15	MCC	No	6230-10234	6230	10234	825	861	1.216	Yes	Yes	737.794	771	1.224	Yes	Yes	82.5711	84	0.162	5.015325	5	0.091
1476	Calibration	Lowestoft	5	JTC 5_D-In	0	Jan-15	MCC	No	10220-6230	10220	6230	184	181	0.270	Yes	Yes	176.042	171	0.398	Yes	Yes	8.15517	10	0.498	0	0	0.457
1477	Calibration	Lowestoft	5	JTC 5_D-Out	0	Jan-15	MCC	No	6230-10220	6230	10220	261	233	1.774	Yes	Yes	236.371	216	1.348	Yes	Yes	24.46551	16	1.818	0	1	1.111
1478	Calibration	Lowestoft	6	JTC 6_A-In	0	Jan-15	MCC	No	9991-6200	9991	6200	96	96	0.035	Yes	Yes	85.054	85	0.022	Yes	Yes	11.21336	11	0.091	0	0	0.575
1479	Calibration	Lowestoft	6	JTC 6_A-Out	0	Jan-15	MCC	No	6200-9991	6200	9991	153	154	0.100	Yes	Yes	139.449	139	0.000	Yes	Yes	13.25215	14	0.332	0	0	0.000
1480	Calibration	Lowestoft	6	JTC 6_B-In	0	Jan-15	MCC	No	6190-6200	6190	6200	869	826	1.474	Yes	Yes	794.167	753	1.482	Yes	Yes	71.35774	71	0.039	3.009195	2	0.889
1481	Calibration	Lowestoft	6	JTC 6_B-Out	0	Jan-15	MCC	No	6200-6190	6200	6190	658	639	0.754	Yes	Yes	573.62	556	0.763	Yes	Yes	79.51291	80	0.019	5.015325	4	0.597
1482	Calibration	Lowestoft	6	JTC 6_C-In	0	Jan-15	MCC	No	6210-6200	6210	6200	597	630	1.358	Yes	Yes	518.236	551	1.436	Yes	Yes	73.39653	75	0.214	5.015325	4	0.682
1483	Calibration	Lowestoft	6	JTC 6_C-Out	0	Jan-15	MCC	No	6200-6210	6200	6210	751	759	0.306	Yes	Yes	684.388	694	0.379	Yes	Yes	63.20257	63	0.024	3.009195	2	0.889
1488	Calibration	Lowestoft	7	JTC 7_C-In	0	Jan-15	MCC	No	7060-7070	7060	7070	488	514	1.184	Yes	Yes	442.083	471	1.359	Yes	Yes	41.79525	40	0.267	4.01226	3	0.437
1489	Calibration	Lowestoft	7	JTC 7_C-Out	0	Jan-15	MCC	No	7070-7060	7070	7060	405	472	3.230	Yes	Yes	364.941	415	2.518	Yes	Yes	37.71766	55	2.602	2.00613	2	0.113
1490	Calibration	Lowestoft	7	JTC 7_D-In	0	Jan-15	MCC	No	6305-7070	6305	7070	117	119	0.217	Yes	Yes	104.834	107	0.239	Yes	Yes	12.23276	12	0.067	0	0	0.511
1491	Calibration	Lowestoft	7	JTC 7_D-Out	0	Jan-15	MCC	No	7070-6305	7070	6305	178	177	0.053	Yes	Yes	156.262	156	0.023	Yes	Yes	21.40732	21	0.119	0	0	0.528
1500	Validation	Lowestoft	9	JTC 9_A-In	0	Jan-15	MCC	No	6260-6250	6260	6250	1023	1038	0.457	Yes	Yes	901.968	916	0.461	Yes	Yes	116.2112	117	0.031	5.015325	5	0.182
1501	Validation	Lowestoft	9	JTC 9_A-Out	0	Jan-15	MCC	No	6250-6260	6250	6260	713	722	0.337	Yes	Yes	651.751	660	0.321	Yes	Yes	56.0668	58	0.219	5.015325	4	0.403
1502	Calibration	Lowestoft	9	JTC 9_B-In	0	Jan-15	MCC	No	9990-6250	9990	6250	121	117	0.321	Yes	Yes	110.768	111	0.000	Yes	Yes	10.19396	7	1.221	0	0	0.264
1503	Calibration	Lowestoft	9	JTC 9_B-Out	0	Jan-15	MCC	No	6250-9990	6250	9990	156	151	0.366	Yes	Yes	139.449	141	0.109	Yes	Yes	16.31034	10	1.593	0	0	0.000
1504	Calibration	Lowestoft	9	JTC 9_C-In	0	Jan-15	MCC	No	10257-6250	10257	6250	627	627	0.008	Yes	Yes	568.675	569	0.003	Yes	Yes	55.0474	54	0.196	3.009195	5	0.867
1505	Calibration	Lowestoft	9	JTC 9_C-Out	0	Jan-15	MCC	No	6250-10257	6250	10257	745	741	0.173	Yes	Yes	652.74	654	0.040	Yes	Yes	88.68748	82	0.753	4.01226	5	0.563
1506	Calibration	Lowestoft	9	JTC 9_D-In	0	Jan-15	MCC	No	7090-6250	7090	6250	228	226	0.154	Yes	Yes	205.712	205	0.018	Yes	Yes	21.40732	19	0.426	1.003065	1	0.138
1507	Calibration	Lowestoft	9	JTC 9_D-Out	0	Jan-15	MCC	No	6250-7090	6250	7090	375	382	0.371	Yes	Yes	334.282	337	0.146	Yes	Yes	39.75646	44	0.692	1.003065	1	0.074
1615	Calibration	Lowestoft	C103	Oulton Road	EB	Jan-16	ATC	No	7070-9310	7070	9310	314	236	4.688	Yes	Yes	271.6141	221	3.203	Yes	Yes	33.55525	13	4.142	8.330677	1	3.388
1616	Calibration	Lowestoft	C103	Oulton Road	WB	Jan-16	ATC	No	9310-7070	9310	7070	266	202	4.171	Yes	Yes	230.4604	178	3.651	Yes	Yes	28.47113	24	0.889	7.068453	0	3.760
1617	Calibration	Lowestoft	C105	Long Road	SB	Jan-16	ATC	No	5180-3010	5180	3010	184	75	9.606	No	No	159.6328	67	8.702	No	Yes	19.72107	8	3.233	4.896099	0	2.974
1618	Calibration	Lowestoft	C105	Long Road	NB	Jan-16	ATC	No	3010-5180	3010	5180	180	137	3.443	Yes	Yes	156.1673	126	2.515	Yes	Yes	19.29293	11	2.275	4.789807	0	2.995
1619	Calibration	Lowestoft	C106	Victoria Road	EB	Jan-16	ATC	No	9617-4020	9617	4020	316	314	0.129	Yes	Yes	273.78	276	0.110	Yes	Yes	33.82284	34	0.061	8.397109	4	1.807
1620	Calibration	Lowestoft	C106	Victoria Road	WB	Jan-16	ATC	No	4020-9617	4020	9617	482	480	0.088	Yes	Yes	417.6012	425	0.377	Yes	Yes	51.59054	52	0.025	12.80825	3	3.517
1623	Calibration	Lowestoft	C108	Crestview Drive	SB	Jan-16	ATC	No	10228-9300	10228	9300	106	104	0.218	Yes	Yes	91.62101	92	0.046	Yes	Yes	11.31888	11	0.095	2.810109	0	1.842
1624	Calibration	Lowestoft	C108	Crestview Drive	NB	Jan-16	ATC	No	9300-10228	9300	10228	118	134	1.445	Yes	Yes	101.8011	116	1.316	Yes	Yes	12.57653	16	1.012	3.122343	2	0.881
1625	Calibration	Lowestoft	C109	Millenium Way	SB	Jan-16	ATC	No	7090-7080	7090	7080	583	535	2.041	Yes	Yes	505.3235	476	1.302	Yes	Yes	62.42776	57	0.724	15.49878	2	4.712
1626	Calibration	Lowestoft	C109	Millenium Way	NB	Jan-16	ATC	No	7080-7090	7080	7090	564	521	1.825	Yes	Yes	488.2122	481	0.325	Yes	Yes	60.31383	38	3.121	14.97396	2	4.671
1627	Calibration	Lowestoft	C110	St.Peters Street	EB	Jan-16	ATC	No	10171-9170	10171	9170	276	272	0.215	Yes	Yes	239.1243	241	0.124	Yes	Yes	29.54147	30	0.086	7.334184	1	2.848
1628	Calibration	Lowestoft	C110	St.Peters Street	WB	Jan-16	ATC	No	9170-10171	9170	10171	305	296	0.523	Yes	Yes	264.4663	262	0.180	Yes	Yes	32.67222	33	0.078	8.111448	2	3.003
1629	Calibration	Lowestoft	C111	Cotmer Road Oulton Broad	SB	Jan-16	ATC	No	2030-3040	2030	3040	629	611	0.718	Yes	Yes	545.1775	539	0.252	Yes	Yes	67.35134	66	0.122	16.72114	6	3.287
1630	Calibration	Lowestoft	C111	Cotmer Road Oulton Broad	NB	Jan-16	ATC	No	3040-2030	3040	2030	489	482	0.293	Yes	Yes	423.2328	425	0.080	Yes	Yes	52.28626	52	0.056	12.98097	5	2.546
1631	Calibration	Lowestoft	C112	Ashburnham Way Carlton Colville	EB	Jan-16	ATC	No	5105-6355	5105	6355	257	240	1.081	Yes	Yes	222.8795	223	0.004	Yes	Yes	27.53458	17	2.171	6.835938	0	3.698
1632	Calibration	Lowestoft	C112	Ashburnham Way Carlton Colville	WB	Jan-16	ATC	No	6355-5105	6355	5105	322	286	2.046	Yes	Yes	278.7618	253	1.552	Yes	Yes	34.43829	33	0.309	8.549905	0	4.135
1633	Validation	Lowestoft	C113	Lowestoft Road Carlton Colville	EB	Jan-16	ATC	No	6335-9604	6335	9604	219	89	10.484	No	No	189.74	81	9.392	No	No	23.44051	8	3.916	5.819516	0	3.056
1634	Validation	Lowestoft	C113	Lowestoft Road Carlton Colville	WB	Jan-16	ATC	No	9604-6335	9604	6335	207	129	5.960	No	Yes	178.9101	123	4.542	Yes	Yes	22.10258	6	4.234	5.487352	0	3.313
1635	Calibration	Lowestoft	C116	Tom Crisp Way	SB	Jan-16	ATC	No	6315-6413	6315	6413	931	867	2.105	Yes	Yes	806.1783	804	0.081	Yes	Yes	99.59542	56	4.910	24.7263	7	4.369
1636	Calibration	Lowestoft	C116	Tom Crisp Way	NB	Jan-16	ATC	No	6413-6315	6413	6315	459	448	0.488	Yes	Yes	397.241	393	0.196	Yes	Yes	49.07523	51	0.202	12.18378	4	2.756
1637	Calibration	ury St. Edmund	C200	Compiegne Way	SB	Jan-16	ATC	No	2082-2081	2082	2081	826	839	0.469	Yes	Yes	720.4183	723	0.111	Yes	Yes	90.62087	93	0.292	14.71083	22	1.802
1638	Calibration	ury St. Edmund	C200	Compiegne Way	NB	Jan-16	ATC	No	2081-2082	2081	2082	1140	1113	0.801	Yes	Yes	994.1467	988	0.197	Yes	Yes	125.053	104	1.929	20.30032	20	0.009
1643	Calibration	AOI	C303	Woodbridge Road	EB	Jan-16	ATC	No	20062-2027	20062	20278	488	498	0.440	Yes	Yes	436.3531	445	0.420	Yes	Yes	32.06712	33	0.167	19.57976	20	0.003
1644	Calibration	AOI	C303	Woodbridge Road	WB	Jan-16	ATC	No	20278-2006	20278	20062	638	621	0.682	Yes	Yes	570.7016	575	0.186	Yes	Yes	41.94025	42	0.051	25.60816	4	5.714
1649	Calibration	AOI	C306	Felixstowe Road	EB	Jan-16	ATC	No	30248-3025	30248	30250	442	416	1.230	Yes	Yes	394.7744	370	1.250	Yes	Yes	29.01155	35	1.129	17.71407	10	1.985
1650	Calibration	AOI	C306	Felixstowe Road	WB	Jan-16	ATC	No	30250-3024	30250	30248	506	644	5.742	No	No	452.4481	591	6.046	No	No	33.24993	48	2.358	20.30197	5	4.358
1651	Calibration	AOI	C307	Sproughton Road	EB	Jan-16	ATC	No	30144-3014	30144	30142	654	642	0.458	Yes	Yes	584.5612	585	0.021	Yes	Yes	42.95877	40	0.537	26.23006	18	1.864
1652	Calibration	AOI	C307	Sproughton Road	WB	Jan-16	ATC	No	30142-3014	30142	30144	415	432	0.793	Yes	Yes	371.3025	391	0.997	Yes	Yes	27.28662	28	0.052	16.66085	13	0.884
1653	Calibration	AOI	C308	Nacton Road	EB	Jan-16	ATC	No	30239-3043	30239	30433	546	693	5.933	No	No	487.9912	642	6.497	No	No	35.86195	42	0.950	21.89684	9	3.223
1654	Calibration	AOI	C308	Nacton Road	WB	Jan-16	ATC	No	30433-3023	30433	30239	1000	859	4.621	Yes	Yes	894.3898	777	4.054	Yes	Yes	65.72774	62	0.516	40.1325	21	3.555
1657	Calibration	AOI	C600	Gipping Way	SB	Jan-16	ATC	No	2331-2416	2331	2416	424	482	2.697	Yes	Yes	368.7675	427	2.930	Yes	Yes	46.38699	48	0.251	9.095473	6	0.997
1658	Calibration	AOI	C600	Gipping Way	NB	Jan-16	ATC	No	2416-2331	2416	2331	391	406	0.774	Yes	Yes	339.8659	354	0.734	Yes	Yes	42.75147	45	0.287	8.382628	8	0.044
1659	Calibration	AOI	M002	A12 Woodbridge	SB	Jan-16	ATC	No	50051-5005	50051	50050	1490	1149	9.372	No	No	1296.385	996	8.867	No	No	163.0712	131	2.617	30.29418	22	1.662
1660	Calibration	AOI	M002	A12 Woodbridge	NB	Jan-16	ATC	No	50050-5005	50050	50051	1522	1449	1.898	Yes	Yes	1324.449	1244	2.245	Yes	Yes	166.6014	175	0.662	30.94999	30	0.244
1661	Calibration	AOI	M006	Freston Hill	SB	Jan-16	ATC	No	50049-3106	50049	3106	571	504	2.874	Yes	Yes	496.1466	480	0.723	Yes	Yes	62.4099	20	6.593	12.19346	4	2.931
1662	Calibration	AOI	M006	Freston Hill	NB	Jan-16	ATC	No	3106-50049	3106	50049	299	385	4.657	Yes	Yes	259.9174	361	5.724	No	No	32.69481	23	1.827	6.387813	1	2.580
1663	Calibration		M008	Long Melford Bypass	SB	Jan-16	ATC	No	2789-2762	2789	2762	481	470	0.523	Yes	Yes	415.5927	408	0.373	Yes	Yes	52.27708	49	0.532	13.13025	13	0.014
1664	Calibration		M008	Long Melford Bypass	NB	Jan-16	ATC	No	2762-2789	2762	2789	352	359	0.365	Yes	Yes	303.8463	305	0.069	Yes	Yes	38.2206	40	0.292	9.599733	13	1.131
1667	Calibration	Ipswich	M012	Tattingstone	SB	Jan-16	ATC	No	3107-3665	3107	3665	677	676	0.017	Yes	Yes	588.0739	586	0.084	Yes	Yes	73.97337	76	0.189	14.45269	14	0.010
1668	Calibration	Ipswich	M012	Tattingstone	NB	Jan-16	ATC	No	3665-3107	3665	3107	400	475	3.570	Yes	Yes	347.9329	423	3.838	Yes	Yes	43.76621	43	0.051	8.550911	8	0.118
1669	Calibration		M014	Rickinghall/Botesdale Bypass	EB	Jan-16	ATC	No	3943-3261	3943	3261	409	491	3.905	Yes	Yes	346.6716	402	2.861	Yes	Yes	43.60756	65	2.945	18.2208	24	1.251
1670	Calibration		M014	Rickinghall/Botesdale Bypass	WB	Jan-16	ATC	No	3261-3943	3261	3943	268	325	3.348	Yes	Yes	227.0126	263	2.320	Yes	Yes	28.55575	41	2.085	11.93161	21	2.226
1671	Validation		M024	South of Norton	SB	Jan-16	ATC	No	3883-3887	3883	3887	333	335	0.119	Yes	Yes	283.8356	292	0.459	Yes	Yes	35.70346	33	0.380	13.46092	10	0.986
1672	Validation		M024	South of Norton	NB	Jan-16	ATC	No	3887-3883	3887	3883	415	384	1.533	Yes	Yes	353.7291	331	1.244	Yes	Yes	44.49531	43	0.193	16.77562	10	1.726
1673	Calibration	AOI	M026	Brightwell	SB	Jan-16	ATC	No	30109-3010	30109	30107	1976	1950	0.594	Yes	Yes	1721.668	1727	0.125	Yes	Yes	216.5673	165	3.760	38.01468	58	2.941
1675	Calibration	AOI	M036	Otley East of C306	EB	Jan-16	ATC	No	3149-3153	3149	3153	306	299	0.385	Yes	Yes	265.847	256	0.599	Yes	Yes	33.44068	33	0.092	6.212366	10	1.245
1676	Calibration	AOI	M036	Otley East of C306	WB	Jan-16	ATC	No	3153-3149	3153	3149	321	323	0.104	Yes	Yes	279.5526	282	0.120	Yes	Yes	35.16471	35	0.014	6.532644	6	0.021
1677	Calibration		M038	North of Finningham	SB	Jan-16	ATC	No	3947-3912	3947	3912	141	129	1.074	Yes	Yes	120.1826	110	0.933	Yes	Yes	15.11768	17	0.472	5.699667	1	2.315
1678	Calibration		M038	North of Finningham	NB	Jan-16	ATC	No	3912-3947	3912	3947	118	189	5.763	No	Yes	100.5784	158	5.032	No	Yes	12.65168	28	3.330	4.769934	4	0.320
1679	Calibration	Lowestoft	M043	Kessingland Bypass	SB	Jan-16	ATC	No	4501-4502	4501	4502	485	482	0.093	Yes	Yes	419.4613	420	0.042	Yes	Yes	52.76372	53	0.039	12.27493	9	0.974
1680	Calibration	Lowestoft	M043	Kessingland Bypass	NB	Jan-16	ATC	No	4502-4501	4502	4501	613	605	0.323	Yes	Yes	530.4952	528	0.097	Yes	Yes	66.73059	68	0.202	15.52418	8	2.153
1685	Calibration	AOI	M055	North of C366 Swilland	SB	Jan-16	ATC	No	3149-5633	3149	5633	162	153	0.732	Yes	Yes	141.3488	134	0.598	Yes	Yes	17.78016	18	0.017	3.121003	1	1.590
1686	Calibration	AOI	M055	North of C366 Swilland	NB	Jan-16	ATC	No	5633-3149	5633	3149	142	135	0.617	Yes	Yes	123.7075	116	0.679	Yes	Yes	15.56107	16	0.083	2.731479	3	0.091
1687	Validation	AOI	M061	Chantry Park	EB	Jan-16	ATC	No	30149-3073	30149	30733	418	387	1.505	Yes	Yes	373.3144	351	1.193	Yes	Yes	27.43447	28	0.068	16.75113	9	2.187
1688	Validation	AOI	M061	Chantry Park	WB	Jan-16	ATC	No	30733-3014	30733	30149	352	372	1.027	Yes	Yes	314.7465	333	1.006	Yes	Yes	23.13038	30	1.351	14.12311	9	1.640
1693	Calibration		M076	South Elveden	SB	Jan-16	ATC	No	3964-5926	3964	5926	205	149	4.211	Yes	Yes	177.2701	123	4.463	Yes	Yes	22.29867	20	0.601	5.681242	7	0.532
1694	Calibration		M076	South Elveden	NB	Jan-16	ATC	No	5926-3964	5926	3964	275	87	14.011	No	No	237.5117	71	13.447	No	No	29.87641	9	4.752	7.611895	7	0.207
1695	Calibration		M077	Between A11 and A1101 Icklingham	SB	Jan-16	ATC	No	3276-3278	3276	3278	162	264	7.048	No	No	138.5771	232	6.867	No	Yes	17.43151	29	2.352	5.491345	4	0.914
1696	Calibration		M077	Between A11 and A1101 Icklingham	NB	Jan-16	ATC	No	3278-3276	3278	3276	96	76	2.070	Yes	Yes	81.945	68	1.634	Yes	Yes	10.3078	8	0.763	3.247204	1	2.003
1698	Validation	AOI	M079	Outside Asda Superstore	NB	Jan-16	ATC	No	30119-3001	30119	30010	1455	1459	0.118	Yes	Yes	1300.788	1291	0.267	Yes	Yes	95.59354	133	3.515	58.36816	35	3.437
1699	Calibration		M090	South of Elmswell	EB	Jan-16	ATC	No	3887-3886	3887	3886	491	295	9.919	No	No	418.7215	271	7.934	No	No	52.67065	17	6.127	19.85788	7	3.621
1700	Calibration		M090	South of Elmswell	WB	Jan-16	ATC	No	3886-3887	3886	3887	279	151	8.687	No	No	237.5951	140	7.106	No	Yes	29.88691	8	5.029	11.26796	3	2.905
1701	Calibration	AOI	P004	Warren Heath	EB	Jan-16	ATC	No	30255-7036	30255	70369	771	1010	8.018	No	No	671.6792	929	9.086	No	No	84.49001	77	0.799	14.83078	4	3.416
1702	Calibration	AOI	P004	Warren Heath	WB	Jan-16	ATC	No	70369-3025	70369	30255	993	1215	6.671	No	No	865.2988	1096	7.378	No	No	108.8453	112	0.257	19.10593	7	3.346
1703	Calibration		P006	South of U4519 Great Finborough	SB	Jan-16	ATC	No	2417-3711	2417	3711	149	149	0.041	Yes	Yes	129.3657	129	0.016	Yes	Yes	16.27281	16	0.058	3.361491	3	0.043
1704	Calibration		P006	South of U4519 Great Finborough	NB	Jan-16	ATC	No	3711-2417	3711	2417	201	201	0.017	Yes	Yes	174.5135	175	0.028	Yes	Yes	21.55191	22	0.006	4.534629	4	0.072
1705	Calibration		Y006	South West of Hopton	EB	Jan-16	ATC	No	3863-3868	3863	3868	149	149	0.001	Yes	Yes	127.2787	127	0.006	Yes	Yes	16.01029	16	0.000	5.71101	6	0.025

ID	Calibration / Validation	Area	Ref	Site Location	Dir	Date	Data Type	Duplicate?	Ref	A-Node	B-Node
1706	Calibration		Y006	South West of Hopton	WB	Jan-16	ATC	No	3868-3863	3868	3863
1707	Calibration	AOI	Y056	North of B1077 Stuston	SB	Jan-16	ATC	No	3247-3208	3247	3208
1708	Calibration	AOI	Y056	North of B1077 Stuston	NB	Jan-16	ATC	No	3208-3247	3208	3247
1709	Calibration	AOI	Y080	South of A12 East Bergholt	EB	Jan-16	ATC	No	3112-3675	3112	3675
1710	Calibration	AOI	Y080	South of A12 East Bergholt	WB	Jan-16	ATC	No	3675-3112	3675	3112
1711	Calibration	SEGWay	Y115	East of B1069 Snape	EB	Jan-16	ATC	No	7352-3191	7352	3191
1712	Calibration	SEGWay	Y115	East of B1069 Snape	WB	Jan-16	ATC	No	3191-7352	3191	7352
1713	Validation	SEGWay	Y141	A12 Farnham	SB	Jan-16	ATC	No	7304-1300	7304	1300
1714	Validation	SEGWay	Y141	A12 Farnham	NB	Jan-16	ATC	No	1300-7304	1300	7304
1715	Calibration	SEGWay	Y142	A12 Benhall (South of B1121)	SB	Jan-16	ATC	No	3180-3179	3180	3179
1716	Calibration	SEGWay	Y142	A12 Benhall (South of B1121)	NB	Jan-16	ATC	No	3179-3180	3179	3180
1717	Calibration	Waveney	Y149	A146 Beccles Bypass	EB	Jan-16	ATC	No	5650-2854	5650	2854
1718	Calibration	Waveney	Y149	A146 Beccles Bypass	WB	Jan-16	ATC	No	2854-5650	2854	5650
1721	Calibration	AOI	Y154	Loraine Way Bramford	SB	Jan-15	ATC	No	50033-3013	50033	30135
1722	Calibration	AOI	Y154	Loraine Way Bramford	NB	Jan-15	ATC	No	30135-50033	30135	50033
1723	Validation	Lowestoft	Y159	London Road Pakefield	SB	Jan-16	ATC	No	1025-6345	1025	6345
1724	Validation	Lowestoft	Y159	London Road Pakefield	NB	Jan-16	ATC	No	6345-1025	6345	1025
1725	Calibration	AOI	Y176	East of Blacktiles Lane Martlesham	SB	Jan-16	ATC	No	30308-3058	30308	30583
1726	Calibration	AOI	Y176	East of Blacktiles Lane Martlesham	NB	Jan-16	ATC	No	30583-3030	30583	30308
1727	Calibration	AOI	Y177	Norwich Road	SB	Jan-16	ATC	No	30127-3013	30127	30136
1728	Calibration	AOI	Y177	Norwich Road	NB	Jan-16	ATC	No	30136-3012	30136	30127
1731	Validation	AOI	Y190	Park Road	EB	Jan-16	ATC	No	20042-2026	20042	20263
1732	Validation	AOI	Y190	Park Road	WB	Jan-16	ATC	No	20263-2004	20263	20042
1733	Calibration	AOI	Y191	Fonnereau Road	EB	Jan-16	ATC	No	20309-2003	20309	20033
1734	Calibration	AOI	Y191	Fonnereau Road	WB	Jan-16	ATC	No	20033-2030	20033	20309
1735	Calibration	AOI	Y192	Crown Street	EB	Jan-16	ATC	No	10030-1002	10030	10029
1736	Calibration	AOI	Y192	Crown Street	WB	Jan-16	ATC	No	10029-1003	10029	10030
1738	Calibration	AOI	Y218	B1115 Stowupland	SB	Jan-16	ATC	No	2379-3478	2379	3478
1739	Calibration	AOI	Y218	B1115 Stowupland	NB	Jan-16	ATC	No	3478-2379	3478	2379
1742	Calibration	Sudbury	Y220	Waldingfield Road	EB	Jan-16	ATC	No	2770-2768	2770	2768
1743	Calibration	Sudbury	Y220	Waldingfield Road	WB	Jan-16	ATC	No	2768-2770	2768	2770
1744	Calibration	A11	0	ite 6308/1 on link A11 southbound between A14 and	SB	Jan-15	TRADS	No	3074-3076	3074	3076
1745	Calibration	A14	0	TMU Site 6308/2 on A14 westbound within J36	WB	Jan-15	TRADS	No	3074-3075	3074	3075
1747	Calibration	A11	0	IDAS site at A11/0904A priority 1 on link 10602530	NB	Jan-16	TRADS	No	2982-2512	2982	2512
1748	Calibration	A14	0	MIDAS site at A14/1124A priority 1 on link	EB	Jan-16	TRADS	No	2988-2989	2988	2989
1749	Calibration	A14	0	TMU Site 6313/2 on link A14 westbound within J35	WB	Jan-16	TRADS	No	2981-3073	2981	3073
1750	Calibration	A11	0	306/1 on link link road from A11 southbound to A14	WB	Jan-16	TRADS	No	2535-2523	2535	2523
1752	Calibration	AOI	0	10B; MIDAS site at A14/2010B priority 1 on link 106	WB	Jan-16	TRADS	No	30353-3010	30353	30104
1754	Calibration	AOI	0	TMU Site 6279/1 on link A14 J55 eastbound exit	EB	Jan-16	TRADS	No	30039-3079	30039	30796
1757	Calibration	Lowestoft	9	JTC 9 E-In	EB	Jan-15	MCC	No	8070-6250	8070	6250
1758	Calibration	Lowestoft	9	JTC 9 E-Out	WB	Jan-15	MCC	No	6250-8070	6250	8070
1759	Calibration	AOI	Jn 58	A14 / A12 Junc. - A12 Entrance	SB	13/10/2016	MCC	No	30106-3009	30106	30096
1761	Calibration	AOI	Jn 58	A14 / A12 Junc. - Unknown Road Ent.	SB	13/10/2016	MCC	No	30356-3004	30356	30044
1765	Calibration	AOI	Jn 58	A14 / A12 Junc. - A1156 Entrance	NB	13/10/2016	MCC	No	30100-3009	30100	30098
1766	Calibration	AOI	Jn 58	A14 / A12 Junc. - A1156 Exit	SB	13/10/2016	MCC	No	30099-3010	30099	30100
1769	Validation	Lowestoft	1	0	NB	Jan-16	MCC	No	2070-7000	2070	7000
1770	Validation	Lowestoft	1	0	SB	Jan-16	MCC	No	7000-2070	7000	2070
1771	Calibration	Lowestoft	3	0	NB	Jan-16	MCC	No	9220-4612	9220	4612
1772	Calibration	Lowestoft	3	0	SB	Jan-16	MCC	No	4612-9220	4612	9220
1773	Calibration	Lowestoft	3	0	NE	Jan-16	MCC	No	9220-9230	9220	9230
1774	Calibration	Lowestoft	3	0	SW	Jan-16	MCC	No	9230-9220	9230	9220
1777	Calibration	Lowestoft	3	0	SB	Jan-16	MCC	No	9220-4603	9220	4603
1778	Calibration	Lowestoft	3	0	NB	Jan-16	MCC	No	4603-9220	4603	9220
1779	Calibration	Lowestoft	3	0	WB	Jan-16	MCC	No	9220-10190	9220	10190
1780	Calibration	Lowestoft	3	0	EB	Jan-16	MCC	No	10190-9220	10190	9220
1781	Calibration	Lowestoft	4	0	NB	Jan-16	MCC	No	9120-10185	9120	10185
1782	Calibration	Lowestoft	4	0	SB	Jan-16	MCC	No	10185-9120	10185	9120
1783	Calibration	Lowestoft	4	0	EB	Jan-16	MCC	No	9120-7200	9120	7200
1784	Calibration	Lowestoft	4	0	WB	Jan-16	MCC	No	7200-9120	7200	9120
1787	Validation	Lowestoft	5	0	NB	Jan-16	MCC	No	1260-6322	1260	6322
1788	Validation	Lowestoft	5	0	SB	Jan-16	MCC	No	6322-1260	6322	1260
1791	Calibration	Lowestoft	6	0	EB	Jan-16	MCC	No	6315-4000	6315	4000
1792	Calibration	Lowestoft	6	0	WB	Jan-16	MCC	No	4000-6315	4000	6315
1793	Calibration	Lowestoft	6	0	SE	Jan-16	MCC	No	6315-6382	6315	6382
1794	Calibration	Lowestoft	6	0	NW	Jan-16	MCC	No	6382-6315	6382	6315
1797	Calibration	Lowestoft	6	0	WB	Jan-16	MCC	No	6315-4010	6315	4010
1798	Calibration	Lowestoft	6	0	EB	Jan-16	MCC	No	4010-6315	4010	6315
1801	Calibration	Lowestoft	7	0	SB	Jan-16	MCC	No	4613-4614	4613	4614
1802	Calibration	Lowestoft	7	0	NB	Jan-16	MCC	No	4614-4613	4614	4613
1803	Calibration	Lowestoft	7	0	WB	Jan-16	MCC	No	4613-6384	4613	6384
1804	Calibration	Lowestoft	7	0	EB	Jan-16	MCC	No	6384-4613	6384	4613
1805	Calibration	AOI	0	A1214 / Bell Ln - A1214 East	EB	Jan-16	MCC - 7 da	No	30303-3041	30303	30417
1806	Calibration	AOI	0	A1214 / Bell Ln - A1214 East	WB	Jan-16	MCC - 7 da	No	30417-3030	30417	30303
1807	Calibration	AOI	0	A1214 / Bell Ln - Bell Ln	NB	Jan-16	MCC - 7 da	No	30448-3030	30448	30303
1808	Calibration	AOI	0	A1214 / Bell Ln - Bell Ln	SB	Jan-16	MCC - 7 da	No	30303-3044	30303	30448
1809	Calibration	AOI	0	A1214 / Bell Ln - A1214 West	EB	Jan-16	MCC - 7 da	No	30302-3030	30302	30303
1810	Calibration	AOI	0	A1214 / Bell Ln - A1214 West	WB	Jan-16	MCC - 7 da	No	30303-3030	30303	30302
1811	Calibration	AOI		A14 MIDAS site at A14/1804J priority 1 on link 1060458	EB	Jan-16	TRADS	No	50011-5001	50011	50014
1812	Calibration	AOI		A14 TMU Site 6294/1 on link A14 J53 eastbound exit	EB	Jan-16	TRADS	No	30004-3001	30004	30010
1813	Calibration	AOI		A14 TMU Site 6294/2 on link A14 eastbound within J5	EB	Jan-16	TRADS	No	30004-3001	30004	30013
1814	Calibration	AOI		A14 MIDAS site at A14/1844A priority 1 on link 106046	EB	Jan-16	TRADS	No	30015-3001	30015	30017
1815	Calibration	AOI		A14 MIDAS site at A14/1852J priority 1 on link 1210340	EB	Jan-16	TRADS	No	30028-3002	30028	30029
1817	Calibration	AOI		MIDAS site at A14/1866A priority 1 on link 10604880	EB	Jan-16	TRADS	No	30033-3003	30033	30034
1819	Calibration	AOI		TMU Site 6279/2 on link A14 eastbound within J55	EB	Jan-16	TRADS	No	30039-3004	30039	30042
1821	Calibration	AOI		A14 MIDAS site at A14/1908A priority 1 on link 106048	EB	Jan-16	TRADS	No	30053-3005	30053	30055
1822	Calibration	AOI		A14 TMU Site 6281/1 on link A14 J56 eastbound exit	EB	Jan-16	TRADS	No	30058-3006	30058	30061
1823	Calibration	AOI		A14 TMU Site 6281/2 on link A14 eastbound within J5	EB	Jan-16	TRADS	No	30058-3006	30058	30063
1825	Validation	AOI		A14 MIDAS site at A14/1963A priority 1 on link 106048	EB	Jan-16	TRADS	No	30071-3007	30071	30073

PM Peak															
ALL VEHICLES					CAR					LGV			HGV		
Observed	Modelled	GEH	GEH Pass?	Flow Pass?	Observed	Modelled	GEH	GEH Pass?	Flow Pass?	Observed	Modelled	GEH	Observed	Modelled	GEH
171	169	0.163	Yes	Yes	146.0715	146	0.042	Yes	Yes	18.37423	18	0.088	6.554246	5	0.515
729	676	1.988	Yes	Yes	618.6625	567	2.112	Yes	Yes	77.82108	78	0.013	32.51643	31	0.246
710	710	0.001	Yes	Yes	602.5382	602	0.015	Yes	Yes	75.79282	76	0.032	31.66895	32	0.019
358	285	4.034	Yes	Yes	310.9881	247	3.842	Yes	Yes	39.11895	35	0.626	7.642944	3	1.870
219	221	0.117	Yes	Yes	190.5916	192	0.077	Yes	Yes	23.97437	24	0.024	4.68404	5	0.253
339	333	0.348	Yes	Yes	294.819	281	0.785	Yes	Yes	37.08506	44	1.156	7.345903	7	0.162
341	268	4.189	Yes	Yes	296.5571	230	4.125	Yes	Yes	37.30369	38	0.078	7.38921	1	3.332
635	642	0.278	Yes	Yes	551.6179	543	0.356	Yes	Yes	69.3876	84	1.712	13.74447	14	0.093
746	764	0.685	Yes	Yes	647.8632	644	0.171	Yes	Yes	81.49421	102	2.146	16.14258	19	0.623
454	561	4.782	Yes	No	394.1059	481	4.168	Yes	Yes	49.57428	66	2.180	9.8198	14	1.143
668	660	0.301	Yes	Yes	580.7305	563	0.738	Yes	Yes	73.04964	80	0.831	14.46986	17	0.661
924	917	0.245	Yes	Yes	801.9239	797	0.177	Yes	Yes	100.8734	101	0.007	21.45267	19	0.553
697	704	0.266	Yes	Yes	604.9678	610	0.184	Yes	Yes	76.09843	76	0.004	16.1838	19	0.607
304	310	0.370	Yes	Yes	262.5666	273	0.624	Yes	Yes	34.03971	33	0.100	6.918965	4	1.364
372	370	0.094	Yes	Yes	321.3919	320	0.064	Yes	Yes	41.66594	41	0.060	8.469085	8	0.098
355	352	0.150	Yes	Yes	307.3528	317	0.534	Yes	Yes	37.97042	33	0.826	9.426818	2	3.057
566	419	6.603	No	No	489.945	378	5.386	No	No	60.5279	39	2.984	15.02711	2	4.552
110	110	0.061	Yes	Yes	95.39413	96	0.050	Yes	Yes	11.99955	12	0.026	2.106316	2	0.046
226	190	2.516	Yes	Yes	196.8865	171	1.900	Yes	Yes	24.7662	16	1.900	4.347283	2	1.036
549	608	2.471	Yes	Yes	490.6737	538	2.099	Yes	Yes	36.05909	45	1.340	22.0172	25	0.680
687	700	0.491	Yes	Yes	614.5157	626	0.464	Yes	Yes	45.1601	47	0.339	27.57416	27	0.183
712	575	5.376	No	No	636.1993	564	2.930	Yes	Yes	46.7536	10	6.840	28.54713	0	7.368
249	181	4.649	Yes	Yes	222.4238	170	3.734	Yes	Yes	16.34569	8	2.249	9.980463	2	3.209
238	295	3.491	Yes	Yes	213.0351	270	3.649	Yes	Yes	15.65572	20	1.104	9.559177	5	1.601
211	223	0.781	Yes	Yes	188.8926	201	0.862	Yes	Yes	13.88152	14	0.095	8.475871	8	0.062
428	409	0.903	Yes	Yes	382.2561	376	0.330	Yes	Yes	28.09159	30	0.321	17.15235	3	4.295
484	467	0.774	Yes	Yes	432.5529	430	0.120	Yes	Yes	31.78785	32	0.035	19.40924	5	4.038
239	240	0.060	Yes	Yes	207.9614	209	0.066	Yes	Yes	26.15931	26	0.023	5.129268	5	0.039
237	242	0.314	Yes	Yes	206.0057	211	0.342	Yes	Yes	25.9133	26	0.011	5.08103	5	0.061
441	438	0.125	Yes	Yes	384.4745	382	0.138	Yes	Yes	48.36275	48	0.062	7.82945	8	0.185
488	489	0.033	Yes	Yes	425.772	426	0.021	Yes	Yes	53.55754	54	0.036	8.670435	9	0.007
1004	1005	0.003	Yes	Yes	854.3879	848	0.213	Yes	Yes	59.37983	66	0.777	90.69378	91	0.017
1316	1315	0.025	Yes	Yes	992.4305	1001	0.280	Yes	Yes	61.84338	60	0.186	261.6328	253	0.515
1912	3787	35.133	No	No	1658.833	3215	31.525	No	No	134.5	270	9.500	118.5	303	12.691
2237	1859	8.344	No	No	1331.5	1348	0.444	Yes	Yes	641.75	248	18.640	263.4167	263	0.037
1499	1515	0.414	Yes	Yes	1177.25	1187	0.282	Yes	Yes	61.66667	70	1.043	259.9167	258	0.130
1081	1072	0.267	Yes	Yes	912.9167	914	0.050	Yes	Yes	49.41667	53	0.520	118.4167	104	1.328
1631	1709	1.904	Yes	Yes	1272.222	1345	2.011	Yes	Yes	131	130	0.080	227.7778	234	0.394
1477	1494	0.445	Yes	Yes	1333.75	1353	0.538	Yes	Yes	61.125	61	0.012	81.875	79	0.274
74	73	0.071	Yes	Yes	62.307	62	0.035	Yes	Yes	10.19396	10	0.061	1.003065	1	0.138
83	85	0.159	Yes	Yes	71.208	71	0.013	Yes	Yes	12.23276	12	0.035	0	1	1.714
1587	1575	0.314	Yes	Yes	1374	1376	0.047	Yes	Yes	170	156	1.103	43	43	0.022
18	20	0.391	Yes	Yes	11	14	0.752	Yes	Yes	6	5	0.338	1	1	0.149
522	496	1.134	Yes	Yes	485	453	1.470	Yes	Yes	36	39	0.440	1	5	2.134
653	688	1.353	Yes	Yes	586	619	1.340	Yes	Yes	61	60	0.191	6	10	1.296
1055	1224	4.998	Yes	No	892	1084	6.110	No	No	144	127	1.491	19	13	1.502
1092	1198	3.127	Yes	Yes	975	1041	2.071	Yes	Yes	105	149	3.870	12	8	1.108
53	51	0.229	Yes	Yes	41	41	0.008	Yes	Yes	9	9	0.043	3	2	0.980
123	123	0.010	Yes	Yes	119	119	0.004	Yes	Yes	4	4	0.010	0	0	0.437
312	252	3.569	Yes	Yes	293	245	2.950	Yes	Yes	19	7	3.230	0	0	0.519
323	272	2.973	Yes	Yes	303	252	3.077	Yes	Yes	20	20	0.022	0	0	0.373
104	90	1.380	Yes	Yes	98	84	1.438	Yes	Yes	6	6	0.000	0	0	0.502
59	59	0.005	Yes	Yes	51	51	0.001	Yes	Yes	8	8	0.014	0	0	0.373
588	588	0.000	Yes	Yes	530	530	0.010	Yes	Yes	57	57	0.046	1	1	0.130
403	398	0.267	Yes	Yes	369	367	0.103	Yes	Yes	28	28	0.053	6	3	1.467
156	153	0.243	Yes	Yes	141	141	0.019	Yes	Yes	11	11	0.003	4	1	1.736
182	165	1.292	Yes	Yes	154	145	0.700	Yes	Yes	28	20	1.742	0	0	0.295
293	291	0.112	Yes	Yes	264	262	0.109	Yes	Yes	28	28	0.049	1	1	0.106
411	409	0.084	Yes	Yes	369	368	0.035	Yes	Yes	39	39	0.030	3	2	0.784
986	818	5.579	No	No	883	736	5.152	No	No	93	77	1.770	10	5	1.690
1436	1680	6.173	No	No	1304	1546	6.415	No	No	117	123	0.542	15	11	1.254
704	710	0.211	Yes	Yes	643	645	0.095	Yes	Yes	54	57	0.433	7	7	0.018
1197	1186	0.319	Yes	Yes	1105	1099	0.175	Yes	Yes	80	80	0.044	12	7	1.552
8	12	1.287	Yes	Yes	8	9	0.306	Yes	Yes	0	3	2.272	0	1	1.103
23	25	0.316	Yes	Yes	20	20	0.004	Yes	Yes	2	4	0.982	1	1	0.135
458	459	0.033	Yes	Yes	412	419	0.329	Yes	Yes	41	39	0.366	5	1	2.085
389	389	0.008	Yes	Yes	364	364	0.019	Yes	Yes	21	21	0.000	4	4	0.112
27	27	0.037	Yes	Yes	21	21	0.002	Yes	Yes	6	6	0.000	0	0	0.632
23	26	0.562	Yes	Yes	19	22	0.566	Yes	Yes	4	4	0.000	0	0	0.672
402	402	0.021	Yes	Yes	368	372	0.233	Yes	Yes	29	29	0.022	5	0	2.961
201	199	0.144	Yes	Yes	180	180	0.009	Yes	Yes	18	16	0.535	3	3	0.023
1010	999	0.358	Yes	Yes	948.5	936	0.402	Yes	Yes	61.25	62	0.054	0.25	1	1.781
817	842	0.847	Yes	Yes	750	774	0.851	Yes	Yes	64.75	66	0.109	2.5	3	0.003
292	244	2.874	Yes	Yes	267	225	2.654	Yes	Yes	24.5	19	1.168	0	0	0.295
200	185	1.083	Yes	Yes	186.25	175	0.814	Yes	Yes	13.75	9	1.256	0.25	0	0.316
821	831	0.335	Yes	Yes	775.75	784	0.296	Yes	Yes	45	46	0.094	0.25	1	0.929
720	733	0.494	Yes	Yes	658	671	0.518	Yes	Yes	59.25	59	0.010	2.25	2	0.013
283	272	0.642	Yes	Yes	208.2235	206	0.153	Yes	Yes	59.94314	55	0.690	14.5	11	0.910
843	879	1.223	Yes	Yes	693.0961	743	1.857	Yes	Yes	137.9872	114	2.166	12.33333	23	2.493
2339	2303	0.752	Yes	Yes	1870.901	1869	0.050	Yes	Yes	202.8902	179	1.739	265.5833	256	0.623
2921	2867	1.017	Yes	Yes	2383.901	2351	0.668	Yes	Yes	264.8902	247	1.099	272.5833	268	0.281
377	371	0.340	Yes	Yes	308.2957	305	0.178	Yes	Yes	59.28763	56	0.495	9.833333	10	0.094
2934	2941	0.130	Yes	Yes	2415.051	2420	0.092	Yes	Yes	252.4226	252	0.046	266.6517	270	0.200
1457	1447	0.264	Yes	Yes	1081.301	1066	0.463	Yes	Yes	191.2976	191	0.045	184.7767	191	0.419
2707	2680	0.528	Yes	Yes	2083.066	2063	0.439	Yes	Yes	347.9983	338	0.561	276.1854	279	0.176
370	366	0.244	Yes	Yes	293.7045	289	0.261	Yes	Yes	69.92965	70	0.031	6.659967	7	0.015
2337	2314	0.472	Yes	Yes	1789.362	1774	0.368	Yes	Yes	278.0687	268	0.613	269.5255	272	0.176
3010	2999	0.187	Yes	Yes	2396.124	2395	0.025	Yes	Yes	334.6313	325	0.524	278.9526	279	0.030

ID	Calibration / Validation	Area	Ref	Site Location	Dir	Date	Data Type	Duplicate?	Ref	A-Node	B-Node	PM Peak																
												ALL VEHICLES					CAR					LGV			HGV		
												Observed	Modelled	GEH	GEH Pass?	Flow Pass?	Observed	Modelled	GEH	GEH Pass?	Flow Pass?	Observed	Modelled	GEH	Observed	Modelled	GEH
1826	Calibration	AOI		MIDAS site at A14/1965J priority 1 on link 10605350	EB	Jan-16	TRADS	No	0074-3007	30074	30077	897	863	1.170	Yes	Yes	710.012	684	0.993	Yes	Yes	142.8344	137	0.531	44.37575	42	0.339
1827	Calibration	AOI		A14 TMU Site 6283/2 on link A14 eastbound within J5	EB	Jan-16	TRADS	No	0074-3008	30074	30081	2112	2137	0.531	Yes	Yes	1686.112	1711	0.607	Yes	Yes	191.7968	189	0.235	234.5768	237	0.178
1829	Calibration	AOI		A14 MIDAS site at A14/1977A priority 1 on link 1060531	EB	Jan-16	TRADS	No	0082-3008	30082	30085	2703	2653	0.964	Yes	Yes	2215.836	2172	0.941	Yes	Yes	234.4781	229	0.329	252.4567	252	0.049
1831	Calibration	AOI		A14 / A12 Junc. - A14 WB Ent.	WB	Jan-16	MCC	No	0103-3009	30103	30099	666	718	2.012	Yes	Yes	602.2195	647	1.775	Yes	Yes	60.11648	59	0.116	3.164025	13	3.373
1832	Calibration	AOI		A14 TMU Site 6286/2 on link A14 westbound within J5	WB	Jan-16	TRADS	No	0103-3009	30103	30094	965	990	0.796	Yes	Yes	670.0027	698	1.086	Yes	Yes	70.88352	71	0.002	224.6138	221	0.234
1834	Calibration	AOI		A14 MIDAS site at A14/1973B priority 1 on link 1060530	WB	Jan-16	TRADS	No	0086-3008	30086	30084	2039	2046	0.165	Yes	Yes	1578.003	1601	0.585	Yes	Yes	193.8835	183	0.795	266.6138	262	0.305
1835	Calibration	AOI		A14 TMU Site 6284/1 on link A14 J57 westbound exi	WB	Jan-16	TRADS	No	0083-3008	30083	30080	197	189	0.592	Yes	Yes	157.519	158	0.033	Yes	Yes	18.21649	13	1.450	21.43116	18	0.659
1836	Calibration	AOI		A14 TMU Site 6284/2 on link A14 westbound within J5	WB	Jan-16	TRADS	No	0083-3007	30083	30076	1841	1857	0.365	Yes	Yes	1411.669	1443	0.840	Yes	Yes	187.1335	170	1.248	242.5304	243	0.041
1838	Validation	AOI		A14 MIDAS site at A14/1957B priority 1 on link 1060478	WB	Jan-16	TRADS	No	0072-3007	30072	30070	3167	3073	1.684	Yes	Yes	2599.89	2532	1.346	Yes	Yes	298.1386	272	1.578	268.7214	269	0.044
1840	Calibration	AOI		A14 MIDAS site at A14/1913B priority 1 on link 1060495	WB	Jan-16	TRADS	No	0059-3005	30059	30056	2795	2720	1.432	Yes	Yes	2282.727	2223	1.266	Yes	Yes	250.0018	236	0.898	262.6041	261	0.070
1841	Calibration	AOI		A14 TMU Site 6280/1 on link A14 J55 westbound exi	WB	Jan-16	TRADS	No	0051-3079	30051	30798	1292	1229	1.784	Yes	Yes	1100.752	1056	1.356	Yes	Yes	116.1644	100	1.602	74.94479	73	0.250
1842	Calibration	AOI		A14 TMU Site 6280/2 on link A14 westbound within J5	WB	Jan-16	TRADS	No	0051-3004	30051	30043	1503	1492	0.307	Yes	Yes	1181.976	1166	0.453	Yes	Yes	133.8374	136	0.227	187.6593	189	0.074
1844	Calibration	AOI		A14 MIDAS site at A14/1861B priority 1 on link 1060472	WB	Jan-16	TRADS	No	0035-3003	30035	30031	2552	2525	0.537	Yes	Yes	1989.146	1995	0.137	Yes	Yes	300.5356	277	1.387	262.2348	253	0.597
1845	Calibration	AOI		A14 MIDAS site at A14/1855L priority 1 on link 1210339	WB	Jan-16	TRADS	No	0025-3002	30025	30026	446	451	0.256	Yes	Yes	370.7335	378	0.350	Yes	Yes	65.23171	65	0.034	9.784756	9	0.354
1846	Calibration	AOI		A14 TMU Site 6293/1 on link A14 J53 westbound exi	WB	Jan-16	TRADS	No	0005-3000	30005	30006	373	374	0.015	Yes	Yes	298.2147	298	0.002	Yes	Yes	68.28684	68	0.011	6.915123	7	0.152
1847	Calibration	AOI		A14 TMU Site 6293/2 on link A14 westbound within J5	WB	Jan-16	TRADS	No	0005-3000	30005	30002	2095	2076	0.414	Yes	Yes	1621.198	1624	0.081	Yes	Yes	217.0171	207	0.674	256.5349	244	0.782
1849	Calibration	AOI		A14 MIDAS site at A14/1813B priority 1 on link 1060639	WB	Jan-16	TRADS	No	0024-5002	50024	50022	2974	2964	0.189	Yes	Yes	2409.137	2395	0.282	Yes	Yes	296.82	300	0.187	268.4595	269	0.020
1850	Calibration	AOI		A14 MIDAS site at A14/1811L priority 1 on link 1060460	WB	Jan-16	TRADS	No	0021-5001	50021	50018	684	667	0.635	Yes	Yes	566.1521	562	0.155	Yes	Yes	90.58434	92	0.105	26.76355	13	3.106
1853	Calibration	SEGWay	2	Main Road Near School Lane	EB	Jan-17	ATC	No	5496-3181	5496	3181	144	132	0.957	Yes	Yes	124.2451	109	1.368	Yes	Yes	16.85423	17	0.062	2.414726	6	1.830
1854	Calibration	SEGWay	2	Main Road Near School Lane	WB	Jan-17	ATC	No	3181-5496	3181	5496	132	150	1.512	Yes	Yes	114.1639	136	1.920	Yes	Yes	15.48669	13	0.535	2.218797	1	1.208
1855	Calibration	SEGWay	3	Mitford Road	EB	Jan-17	ATC	No	7328-7327	7328	7327	7	9	0.655	Yes	Yes	6.327543	8	0.771	Yes	Yes	0.858351	1	0.098	0.122977	0	0.496
1856	Calibration	SEGWay	3	Mitford Road	WB	Jan-17	ATC	No	7327-7328	7327	7328	8	29	4.980	Yes	Yes	6.863775	29	5.200	No	Yes	0.931093	1	0.341	0.133399	0	0.517
1859	Validation	SEGWay	5	Park Road South of Harrow Lane	NB	Jan-17	ATC	No	6017-7328	6017	7328	5	4	0.396	Yes	Yes	4.96125	3	0.780	Yes	Yes	0.122666	1	1.016	0	0	0.280
1860	Validation	SEGWay	5	Park Road South of Harrow Lane	SB	Jan-17	ATC	No	7328-6017	7328	6017	5	9	1.473	Yes	Yes	4.589156	9	1.559	Yes	Yes	0.367998	0	0.052	0.124619	0	0.499
1861	Calibration	SEGWay	6	Farnham Road	NB	Jan-17	ATC	No	7348-3179	7348	3179	337	261	4.394	Yes	Yes	291.6032	232	3.698	Yes	Yes	39.5569	28	1.914	5.667364	1	2.791
1862	Calibration	SEGWay	6	Farnham Road	SB	Jan-17	ATC	No	3179-7348	3179	7348	274	288	0.832	Yes	Yes	237.0147	255	1.148	Yes	Yes	32.1518	31	0.183	4.606427	2	1.731
1865	Calibration	SEGWay	8	Langham Road Connecting A12	NB	Jan-17	ATC	No	7365-7304	7365	7304	8	20	3.150	Yes	Yes	7.078268	19	3.319	Yes	Yes	0.960189	1	0.041	0.137567	0	0.525
1866	Calibration	SEGWay	8	Langham Road Connecting A12	SB	Jan-17	ATC	No	7304-7365	7304	7365	7	21	3.827	Yes	Yes	5.898557	19	3.806	Yes	Yes	0.800158	1	0.462	0.11464	0	0.556
1871	Calibration	SEGWay	11	Church Road	EB	Jan-17	ATC	No	7342-7366	7342	7366	11	27	3.683	Yes	Yes	9.544937	25	3.750	Yes	Yes	1.294801	2	0.354	0.185508	0	0.043
1872	Calibration	SEGWay	11	Church Road	WB	Jan-17	ATC	No	7366-7342	7366	7342	8	11	0.892	Yes	Yes	6.756528	9	0.729	Yes	Yes	0.916544	1	0.416	0.131314	0	0.449
1875	Calibration	SEGWay	13	A12 Near Park Cottage	EB	Jan-17	ATC	No	7351-7303	7351	7303	747	745	0.080	Yes	Yes	629.9005	625	0.208	Yes	Yes	101.6621	102	0.014	15.66038	19	0.761
1876	Calibration	SEGWay	13	A12 Near Park Cottage	WB	Jan-17	ATC	No	7303-7351	7303	7351	618	627	0.363	Yes	Yes	521.0017	530	0.382	Yes	Yes	84.0865	84	0.029	12.95298	14	0.159
1877	Calibration	SEGWay	14	Buttons Road	NB	Jan-17	ATC	No	7351-7321	7351	7321	30	35	0.903	Yes	Yes	25.63191	33	1.369	Yes	Yes	3.47705	1	1.346	0.498161	0	0.314
1878	Calibration	SEGWay	14	Buttons Road	SB	Jan-17	ATC	No	7321-7351	7321	7351	38	26	2.081	Yes	Yes	33.03192	24	1.655	Yes	Yes	4.480884	2	1.378	0.641982	0	0.768
1879	Calibration	AOI	15	Bell Lane	NB	Jan-17	ATC	No	5849-7317	5849	7317	41	57	2.306	Yes	Yes	35.60583	51	2.281	Yes	Yes	4.830044	6	0.663	0.692006	0	0.520
1880	Calibration	AOI	15	Bell Lane	SB	Jan-17	ATC	No	7317-5849	7317	5849	35	28	1.279	Yes	Yes	30.02902	21	1.708	Yes	Yes	4.073531	6	0.862	0.58362	0	0.666
1885	Validation	AOI	18	A12 Near Whin Belt	EB	Jan-17	ATC	No	5957-7300	5957	7300	761	783	0.793	Yes	Yes	641.8031	657	0.615	Yes	Yes	103.5831	107	0.337	15.9563	19	0.697
1886	Validation	AOI	18	A12 Near Whin Belt	WB	Jan-17	ATC	No	7300-5957	7300	5957	644	611	1.331	Yes	Yes	542.9276	508	1.520	Yes	Yes	87.62521	89	0.169	13.49809	13	0.018
1889	Calibration	AOI	20	The Street Near The Lodge	NB	Jan-17	ATC	No	3177-7310	3177	7310	322	323	0.058	Yes	Yes	278.5191	277	0.074	Yes	Yes	37.782	39	0.158	5.413072	7	0.530
1890	Calibration	AOI	20	The Street Near The Lodge	SB	Jan-17	ATC	No	7310-3177	7310	3177	275	328	3.025	Yes	Yes	238.0872	287	3.025	Yes	Yes	32.29728	37	0.824	4.62727	3	0.693
1891	Calibration	AOI	21	Main Road Near School Lane	EB	Jan-17	ATC	No	3154-3177	3154	3177	226	173	3.782	Yes	Yes	196.0466	148	3.653	Yes	Yes	26.59434	22	0.864	3.810203	3	0.705
1892	Calibration	AOI	21	Main Road Near School Lane	WB	Jan-17	ATC	No	3177-3154	3177	3154	195	150	3.396	Yes	Yes	168.9132	124	3.744	Yes	Yes	22.91361	24	0.275	3.282861	3	0.406
1895	Validation	SEGWay	23	Hall Road Near Silverlace Green	EB	Jan-17	ATC	No	7314-7322	7314	7322	36	34	0.440	Yes	Yes	31.53047	31	0.050	Yes	Yes	4.277208	2	1.046	0.612801	0	0.656
1896	Validation	SEGWay	23	Hall Road Near Silverlace Green	WB	Jan-17	ATC	No	7322-7314	7322	7314	41	43	0.264	Yes	Yes	35.71308	41	0.835	Yes	Yes	4.844592	2	1.718	0.694091	0	0.473
1897	Validation	SEGWay	24	Lane Connecting B1119	NB	Jan-17	ATC	No	7353-7315	7353	7315	23	35	2.297	Yes	Yes	19.51886	32	2.506	Yes	Yes	2.647795	2	0.215	0.379353	0	0.184
1898	Validation	SEGWay	24	Lane Connecting B1119	SB	Jan-17	ATC	No	7315-7353	7315	7353	18	29	2.243	Yes	Yes	15.65799	26	2.314	Yes	Yes	2.124055	2	0.216	0.304316	0	0.073
1899	Calibration	SEGWay	25	The Street Near Tyw Cottage	NB	Jan-17	ATC	No	5481-7369	5481	7369	367	318	2.631	Yes	Yes	317.7713	280	2.176	Yes	Yes	43.10669	33	1.675	6.175947	5	0.323
1900	Calibration	SEGWay	25	The Street Near Tyw Cottage	SB	Jan-17	ATC	No	7369-5481	7369	5481	323	269	3.161	Yes	Yes	280.0206	232	2.980	Yes	Yes	37.98568	34	0.694	5.442253	3	1.245
1901	Validation	SEGWay	26	Woodbridge Road	NB	Jan-17	ATC	No	5483-3169	5483	3169	177	149	2.208	Yes	Yes	153.0622	125	2.342	Yes	Yes	20.76337	19	0.395	2.974793	4	0.649
1902	Validation	SEGWay	26	Woodbridge Road	SB	Jan-17	ATC	No	3169-5483	3169	5483	163	156	0.514	Yes	Yes	140.879	140	0.095	Yes	Yes	19.11068	16	0.775	2.73801	1	1.637
1903	Validation	SEGWay	27	Orford Road	EB	Jan-17	ATC	No	3168-3166	3168	3166	39	54	2.294	Yes	Yes	33.36557	49	2.488	Yes	Yes	4.526146	5	0.122	0.648466	0	1.139
1904	Validation	SEGWay	27	Orford Road	WB	Jan-17	ATC	No	3166-3168	3166	3168	39	102	7.542	No	Yes	33.6754	90	7.134	No	Yes	4.568174	10	2.052	0.654488	2	1.422
1905	Calibration	SEGWay	28	A22 Near Middleton Road	NB	Jan-17	ATC	No	3216-5891	3216	5891	574	580	0.272	Yes	Yes	483.5039	494	0.472	Yes	Yes	78.03458	75	0.348	12.02072	11	0.251
1906	Calibration	SEGWay	28	A22 Near Middleton Road	SB	Jan-17	ATC	No	5891-3216	5891	3216	448	538	4.053	Yes	Yes	377.4242	456	3.849	Yes	Yes	60.91397	63	0.283	9.383399	19	2.449
1907	Calibration	SEGWay	29	Middleton Road Connecting A12	EB	Jan-17	ATC	No	3216-5856	3216	5856	107	120	1.257	Yes	Yes	92.23198	100	0.828	Yes	Yes	12.51156	15	0.743	1.792546	4	1.425
1908	Calibration	SEGWay	29	Middleton Road Connecting A12	WB	Jan-17	ATC	No	5856-3216	5856	3216	151	131	1.708	Yes	Yes	130.6262	112	1.715	Yes	Yes	17.71986	17	0.081	2.538746	1	0.734
1909	Calibration	SEGWay	30	Mill Lane East of Stratford St Andrew	EB	Jan-17	ATC	No	7376-1300	7376	1300	17	31	2.842	Yes	Yes	14.49972	29	3.120	Yes	Yes	1.966934	2	0.347	0.281805	0	0.751
1910	Calibration	SEGWay	30	Mill Lane East of Stratford St Andrew	WB	Jan-17	ATC	No	1300-7376	1300	7376	25	26	0.099	Yes	Yes	22.04988	24	0.357	Yes	Yes	2.991136	2	0.941	0.428544	1	0.288
1911	Calibration	AOI	31	A12 South Of B1078	NB	Jan-17	ATC	No	5772-3170	5772	3170	855	900	1.508	Yes	Yes	721.0497	760	1.436	Yes	Yes	116.373	118	0.166	17.9265	22	0.853
1912	Calibration	AOI	31	A12 South Of B1078	SB	Jan-17	ATC	No	3171-5774	3171	5774	754	743	0.391	Yes	Yes	635.5386	629	0.248	Yes	Yes	102.5721	99	0.323	15.80055	15	0.314
1915	Validation	SEGWay	33	Abbey Lane	NB	Jan-17	ATC	No	5519-5520	5519	5520	28	47	3.012	Yes	Yes	24.55944	38	2.410	Yes	Yes	3.331566	6	1.078	0.477318	3	2.004
1916	Validation	SEGWay	33	Abbey Lane	SB	Jan-17	ATC	No	5520-5519	5520	5519	59	61	0.371	Yes	Yes	50.72759	55	0.644	Yes	Yes	6.881358	5	0.581	0.9859	1	0.417
1917	Calibration	SEGWay	34	King Georges Avenue	EB	Jan-17	ATC	No	6023-7333	6023	7333	70	69	0.081	Yes	Yes	60.27252	51	1.214	Yes	Yes	8.176159	17	2.554	1.171408	0	0.810
1918	Calibration	SEGWay	34	King Georges Avenue	WB	Jan-17	ATC	No	7333-6023	7333	6023	214	172	3.045	Yes	Yes	185.5364	150	2.713	Yes	Yes	25.1686	19	1.231	3.605936	2	0.788
1919	Validation	SEGWay	35	Lovers Lane	EB	Jan-17	ATC	No	7332-7333	7332	7333	38	43	0.786	Yes	Yes	32.71018	28	0.819	Yes	Yes	4.437239	9	1.764	0.635729	6	2.803
1920	Validation	SEGWay	35	Lovers Lane	WB	Jan-17	ATC	No	7333-7332	7333	7332	190	91	8.323	No	Yes	164.0871	78	7.839	No	Yes	22.25894	11	2.650	3.189065	2	0.946
1921	Calibration	AOI	36	Easton Road	NB	Jan-17	ATC	No	7309-5971	7309	5971	100	133	3.061	Yes	Yes	86.53259	119	3.181	Yes	Yes	11.73842	13	0.278	1.681777	2	0.130
1922	Calibration	AOI	36	Easton Road	SB	Jan-17	ATC	No	5971-7309	5971	7309	79	93	1.554	Yes	Yes	68.20876	81	1.521	Yes	Yes	9.252735	12	0.762	1.32565	0	1.430
2096	Calibration	AOI	1B	A12/B1078	Exit	Jan-17	ANPR/MCC	No	3177-3178	3177	3178	127	129	0.153	Yes	Yes	107.163	107	0.055	Yes	Yes	19.62656	20	0.082	0	2	1.969
2097	Calibration	AOI	1B	A12/B1078	pproac	Jan-17	ANPR/MCC	No	3174-3176	3174	3176	120	120	0.002	Yes	Yes	100.2173	100	0.011	Yes	Yes	16.68258	17	0.077	2.990861	3	0.136
2102	Calibration	AOI	1E	A12/B1078	pproac	Jan-17	ANPR/MCC	No	3170-3172	3170	3172	241	245	0.272	Yes	Yes	211.3493	209	0.149	Yes	Yes	24.5332	31	1.249	4.984769	5	0.082
2103	Calibration	AOI	1E	A12/B1078	Exit	Jan-17	ANPR/MCC	No	3173-3171	3173	3171	250	252	0.164	Yes	Yes	218.295	221	0.203	Yes	Yes	27.47718	27	0.066	3.987815	4	0.038
2106	Validation	SEGWay	2A	A12/A1094	pproac	Jan-17	MCC	No	6017-3179	6017	3179	714	767	1.945	Yes	Yes	598.3268	648	1.976	Yes	Yes	102.0581	101	0.108	13.95735	19	1.163
2107	Validation	SEGWay	2A	A12/A1094	Exit	Jan-17	MCC	No	3179-6017	3179	6017	643	641	0.079	Yes	Yes	544.7453	543	0.093	Yes	Yes	83.41288	84	0.074	14.95431	14	0.136
2120	Calibration	AOI	1	Saw Hill North of Pigeons Lane	NB	Jan-17	ATC	No	0035-5003	50035	50034	390	244	8.186	No	No	358.2884	214	8.551	No	No	29.87599	25	0.921	1.993908	6	1.857
2121	Calibration	AOI	1	Saw Hill North of Pigeons Lane	SB	Jan-17	ATC	No	0034-5003	50034	50035	302	111	13.300	No	No	284.9094	107	12.743	No	No	16.68258	4	3.899	0.664636	0	0.467
2122	Calibration	AOI	3	Burstall Lane West of B1113	EB	Jan-17	ATC	No	5640-30135	5640	30135	153	41	11.439	No	No	143.6685	34	11.697	No	No	9.268098	6	1.276	0.332318	1	1.075
2123	Calibration	AOI	3	Burstall Lane West of B1113	WB	Jan-17	ATC	No	30135-5640	30135	5640	121	88	3.281	Yes	Yes	118.5099	79	3.933	Yes	Yes	2.180729	8	2.592	0.664636	0	0.403
2124	Calibration	AOI	6	Somersham Road East of The Beeches	EB	Jan-17	ATC	No	5643-50029	5643	50029	116	135	1.738	Yes	Yes	108.4401	117	0.794	Yes	Yes	6.978333	16	2.645	0.553863	3	1.660
2125	Calibration	AOI	6	Somersham Road East of The Beeches	WB	Jan-17	ATC	No	50029-5643	50029	5643	179	385	12.305	No	No	170.3901	333	10.235	No	No	7.305442	47	7.659	0.886181	5	2.442
2126	Calibration	AOI	11	Henley Road	NB	Jan-17	ATC	No	0083-5008	50083	50084	264	208	3.674	Yes	Yes	253.9839	190	4.325	Yes	Yes	9.050025	12	0.898	1.329272	6	2.566
2127	Calibration	AOI	11	Henley Road	SB	Jan-17	ATC	No	0084-5008	50084	50083	389	239	8.481	No	No	372.252	226	8.430	No	No	16.13739	10	1.791	1.107726	3	1.332
2128	Calibration	AOI	12	Westerfield Road	NB	Jan-17	ATC	No	0536-5008	30536	50082	179	187	0.612	Yes	Yes	173.5335	181	0.550	Yes	Yes	5.560859	6	0.154	0.110773	1	0.925
2129	Calibration	AOI	12	Westerfield Road	SB	Jan-17	ATC	No	0082-3053	50082	30536	173	161	0.895	Yes	Yes	162.1778	147	1.221	Yes	Yes	10.14039	13	0.926	0.443091	1	0.540
2130	Calibration	AOI	13	Clopton Road	NB	Jan-17	ATC	No	0077-5008	50077	50080	50	121	7.684	No	Yes	48.2895	116	7.507	No	Yes	1.090364	3	1.100	0.443091	2	1.287
2131	Calibration	AOI	13	Clopton Road	SB	Jan-17	ATC	No	0080-5007	50080	50077	39	68	3.957	Yes	Yes	36.27225	66	4.125	Yes	Yes	2.725911	2	0.216	0.221545	0	0.265
2132	Calibration	AOI	14	med Road[30M]Btwn Holly Lane And Grundisburgh R	NB	Jan-17	ATC	No	0065-5006	50065	50063	196	294	6.298	No	Yes	190.8428	282	5.954	No	Yes	4.688567	10	1.878	0.221545	2	1.779
2133	Calibration	AOI	14	med Road[30M]Btwn Holly Lane And Grundisburgh R	SB	Jan-17	ATC	No	0063-5006	50063	50065	168	331	10.312	No	No	159.9728	299	9.154	No	No	6.978333	30	5.309	0.996954	2	1.132

ID	Calibration / Validation	Area	Ref	Site Location	Dir	Date	Data Type	Duplicate?	Ref	A-Node	B-Node
2134	Calibration	AOI	15	Ipswich Road[60M]North Of Culpho	NB	Jan-17	ATC	No	0074-5007	50074	50073
2135	Calibration	AOI	15	Ipswich Road[60M]North Of Culpho	SB	Jan-17	ATC	No	0073-5007	50073	50074
2136	Calibration	AOI	16	Lodge Road[30M]East Of Manor House Road	NB	Jan-17	ATC	No	0313-5005	30313	50059
2137	Calibration	AOI	16	Lodge Road[30M]East Of Manor House Road	SB	Jan-17	ATC	No	0059-3031	50059	30313
2138	Calibration	AOI	19	Sandy Lane[60M]East Of Top Street	EB	Jan-17	ATC	No	0329-7033	70329	70330
2139	Calibration	AOI	19	Sandy Lane[60M]East Of Top Street	WB	Jan-17	ATC	No	0330-7032	70330	70329
2140	Calibration	AOI	20	School Lane[60M]East Of Viking Heights	NB	Jan-17	ATC	No	0580-3030	30580	30309
2141	Calibration	AOI	20	School Lane[60M]East Of Viking Heights	SB	Jan-17	ATC	No	0309-3058	30309	30580
2143	Calibration	AOI	21	9-021 Suffolk. Newbourne Road East of A12. Westb	WB	Jan-17	ATC	No	0613-3061	30613	30611
2144	Calibration	AOI	22	uffolk. Main Road East of Road Connects Seven Hill	EB	Jan-17	ATC	No	0356-3061	30356	30618
2145	Calibration	AOI	22	uffolk. Main Road East of Road Connects Seven Hill	WB	Jan-17	ATC	No	0618-3035	30618	30356
2146	Calibration	AOI	24	0-024 Suffolk. Felixstowe Road East of A1156. Easti	EB	Jan-17	ATC	No	0259-3034	30259	30349
2147	Calibration	AOI	24	-024 Suffolk. Felixstowe Road East of A1156. West	WB	Jan-17	ATC	No	0349-3025	30349	30259
2148	Calibration	AOI	25	25 Suffolk. The Street South of Felixstowe Road. No	NB	Jan-17	ATC	No	0263-3025	30263	30258
2149	Calibration	AOI	25	5 Suffolk. The Street South of Felixstowe Road. So	SB	Jan-17	ATC	No	0258-3026	30258	30263
2150	Calibration	AOI	26	39-026 Suffolk. Nacton Road South of A14. Northbo	NB	Jan-17	ATC	No	0260-3008	30260	30080
2152	Validation	AOI	32	14139-032 Suffolk. B1067 East of A14. Eastbound	EB	Jan-17	ATC	No	0744-3078	30744	30780
2153	Validation	AOI	32	14139-032 Suffolk. B1067 East of A14. Westbound	WB	Jan-17	ATC	No	0780-3074	30780	30744
2155	Validation	AOI	33	k. Sproughton Road East of A14 West of Farthing F	WB	Jan-17	ATC	No	0739-3002	30739	30029
2156	Validation	AOI	34	9-034 Suffolk. A1071 West of Hadleigh Road. Eastb	EB	Jan-17	ATC	No	0034-3015	50034	30150
2157	Validation	AOI	34	9-034 Suffolk. A1071 West of Hadleigh Road. Westb	WB	Jan-17	ATC	No	0150-5003	30150	50034
2158	Validation	AOI	36	9-036 Suffolk. Scrivener Drive East of A1214. Eastb	EB	Jan-17	ATC	No	5729-30159	5729	30159
2159	Validation	AOI	36	9-036 Suffolk. Scrivener Drive East of A1214.Westb	WB	Jan-17	ATC	No	30159-573	30159	5731
2160	Calibration	AOI	38	38 Suffolk. Bramford Lane East of Cromer Road. No	NB	Jan-17	ATC	No	0266-3082	20266	30829
2161	Calibration	AOI	38	38 Suffolk. Bramford Lane East of Cromer Road. So	SB	Jan-17	ATC	No	0829-2026	30829	20266
2162	Calibration	AOI	40	Dale Hale Lane South Of Larchcroft Road	NB	Jan-17	ATC	No	0828-3082	30828	30827
2163	Calibration	AOI	40	Dale Hale Lane South Of Larchcroft Road [30M]	SB	Jan-17	ATC	No	0827-3082	30827	30828
2164	Calibration	AOI	43	Hadleigh Road West Of Dunlop Road [30M]	EB	Jan-17	ATC	No	0146-3078	30146	30782
2165	Calibration	AOI	43	Hadleigh Road West Of Dunlop Road [30M]	WB	Jan-17	ATC	No	0782-3014	30782	30146
2166	Calibration	AOI	44	A1214 East Dickens Road	NB	Jan-17	ATC	No	0381-3014	30381	30148
2167	Calibration	AOI	44	A1214 East Dickens Road	SB	Jan-17	ATC	No	0148-3038	30148	30381
2168	Calibration	AOI	45	Ancaster Rd [30M]	NB	Jan-17	ATC	No	0171-3016	30171	30167
2169	Calibration	AOI	45	Ancaster Rd [30M]	SB	Jan-17	ATC	No	0167-3017	30167	30171
2170	Calibration	AOI	47	Maidenhead Approach [30M]	NB	Jan-17	ATC	No	0194-3020	30194	30206
2171	Calibration	AOI	47	Maidenhead Approach [30M]	SB	Jan-17	ATC	No	0206-3019	30206	30194
2172	Calibration	AOI	48	Rushmere Road West Of Humber Douchy Lane [30M	NB	Jan-17	ATC	No	0446-3032	30446	30320
2173	Calibration	AOI	48	Rushmere Road West Of Humber Douchy Lane [30M	SB	Jan-17	ATC	No	0320-3044	30320	30446
2174	Calibration	AOI	51	Foxhall Road W Of Chilton Road [30]	EB	Jan-17	ATC	No	0445-3044	30445	30442
2175	Calibration	AOI	51	Foxhall Road W Of Chilton Road [30]	WB	Jan-17	ATC	No	0442-3044	30442	30445
2176	Validation	AOI	54	Martlesham Road[30M]West Of A12	EB	Jan-17	ATC	No	0392-3031	30392	30310
2177	Validation	AOI	54	Martlesham Road[30M]West Of A12	WB	Jan-17	ATC	No	0310-3039	30310	30392
2178	Validation	AOI	56	Foxhall Road[60M]West Of A12	EB	Jan-17	ATC	No	0280-3060	30280	30609
2180	Validation	AOI	60	Bucklesham Road West Of A12 [60M]	EB	Jan-17	ATC	No	0268-3035	30268	30355
2181	Validation	AOI	60	Bucklesham Road West Of A12 [60M]	WB	Jan-17	ATC	No	0355-3026	30355	30268
2182	Validation	AOI	62A	Crown Street [30m]	EB	Jan-17	ATC	No	0066-7030	10066	70307
2183	Validation	AOI	62A	Crown Street [30m]	WB	Jan-17	ATC	No	0307-1006	70307	10066
2184	Validation	AOI	62B	Fonnereau Road [30m]	NB	Jan-17	ATC	No	0028-2003	10028	20033
2185	Validation	AOI	62B	Fonnereau Road [30m]	SB	Jan-17	ATC	No	0033-1002	20033	10028
2190	Validation	AOI	65	A1022 [30m]	EB	Jan-17	ATC	No	0084-1004	10084	10042
2193	Validation	AOI	66	College St East Of Foundary Lane [30m]	WB	Jan-17	ATC	No	0011-1011	10011	10115
2194	Calibration	AOI	67	Graham Road North of Anglesea road [30m]	NB	Jan-17	ATC	No	0029-2025	20029	20259
2195	Calibration	AOI	67	Graham Road North of Anglesea road [30m]	SB	Jan-17	ATC	No	0259-2002	20259	20029
2196	Calibration	AOI	68	Paget Road North of Anglesea Road [30m]	NB	Jan-17	ATC	No	0304-2026	20304	20260
2197	Calibration	AOI	68	Paget Road North of Anglesea Road [30m]	SB	Jan-17	ATC	No	0260-2030	20260	20304
2198	Calibration	AOI	69	Warrington Road N of Anglesea Road [30m]	NB	Jan-17	ATC	No	0301-2008	20301	20085
2199	Calibration	AOI	69	Warrington Road N of Anglesea Road [30m]	SB	Jan-17	ATC	No	0085-2030	20085	20301
2200	Calibration	AOI	70	Henley Road [30m]	NB	Jan-17	ATC	No	0031-2004	20031	20041
2201	Calibration	AOI	70	Henley Road [30m]	SB	Jan-17	ATC	No	0041-2003	20041	20031
2202	Calibration	AOI	71	Bolton Road	NB	Jan-17	ATC	No	0320-2003	20320	20035
2203	Calibration	AOI	71	Bolton Road	SB	Jan-17	ATC	No	0035-2032	20035	20320
2204	Calibration	AOI	72 A	Cobbald St	WB	Jan-17	ATC	No	0086-1008	10086	10087
2206	Validation	AOI	84	A137	SB	Jan-17	ATC	No	0221-3006	30221	30061
2207	Validation	AOI	85	The Strand	NB	Jan-17	ATC	No	0049-3022	50049	30222
2208	Validation	AOI	85	The Strand	SB	Jan-17	ATC	No	0222-5004	30222	50049
2210	Validation	AOI	86	Nacton Road	SB	Jan-17	ATC	No	0778-3007	30778	30078
2212	Calibration	AOI	87 A	The Havens	SB	Jan-17	ATC	No	0663-3007	30663	30079
2213	Validation	AOI	88	Felixstowe Road	EB	Jan-17	ATC	No	0257-3025	30257	30258
2214	Validation	AOI	88	Felixstowe Road	WB	Jan-17	ATC	No	0258-3025	30258	30257
2215	Calibration	AOI	90	Tuddenham Road	NB	Jan-17	ATC	No	0541-3079	30541	30790
2216	Calibration	AOI	90	Tuddenham Road	SB	Jan-17	ATC	No	0790-3054	30790	30541
2217	Calibration	AOI	91	Sidegate Lane	EB	Jan-17	ATC	No	0327-3055	30327	30556
2218	Calibration	AOI	91	Sidegate Lane	WB	Jan-17	ATC	No	0556-3032	30556	30327
2219	Calibration	AOI	92	Renfrew road	NB	Jan-17	ATC	No	0770-3040	30770	30400
2220	Calibration	AOI	92	Renfew Road	SB	Jan-17	ATC	No	0400-3077	30400	30770
2221	Calibration	AOI	93	Humber Douchy Lane	NB	Jan-17	ATC	No	0300-3064	30300	30641
2222	Calibration	AOI	93	Humber Douchy Lane	SB	Jan-17	ATC	No	0641-3030	30641	30300
2223	Calibration	AOI	94	East of Humber Douchy Road	EB	Jan-17	ATC	No	0300-3056	30300	30562
2224	Calibration	AOI	94	East of Humber Douchy Road	WB	Jan-17	ATC	No	0562-3030	30562	30300
2225	Calibration	AOI	97	Bucklesham Road	EB	Jan-17	ATC	No	0440-3062	30440	30628
2226	Calibration	AOI	97	Bucklesham Road	WB	Jan-17	ATC	No	0628-3044	30628	30440
2227	Calibration	AOI	99	Lindbergh Road North of Campbell Road	NB	Jan-17	ATC	No	0435-3025	30435	30254
2228	Calibration	AOI	99	Lindbergh Road North of Campbell Road	SB	Jan-17	ATC	No	0254-3043	30254	30435
2229	Calibration	AOI	100	Nacton Road South of Landseer Road	NB	Jan-17	ATC	No	0671-3024	30671	30241
2230	Calibration	AOI	100	Nacton Road South of Landseer Road	SB	Jan-17	ATC	No	0241-3067	30241	30671
2231	Calibration	AOI	103	Cliff Lane East of Landseer Road	EB	Jan-17	ATC	No	0227-3068	30227	30686
2232	Calibration	AOI	103	Cliff Lane East of Landseer Road	WB	Jan-17	ATC	No	0686-3022	30686	30227
2233	Calibration	AOI	104	Holywell Road South of Patteson Road	NB	Jan-17	ATC	No	0114-3022	70114	30226
2234	Calibration	AOI	104	Holywell Road South of Patteson Road	SB	Jan-17	ATC	No	0226-7011	30226	70114

PM Peak																
ALL VEHICLES					CAR					LGV			HGV			
Observed	Modelled	GEH	GEH Pass?	Flow Pass?	Observed	Modelled	GEH	GEH Pass?	Flow Pass?	Observed	Modelled	GEH	Observed	Modelled	GEH
95	105	1.030	Yes	Yes	91.17675	103	1.248	Yes	Yes	3.489166	1	1.282	0.110773	0	0.006
73	53	2.602	Yes	Yes	68.24475	51	2.203	Yes	Yes	4.688567	1	1.981	0.221545	0	0.522
35	72	5.015	No	Yes	32.96475	58	3.748	Yes	Yes	1.962656	12	3.718	0.110773	2	1.680
44	59	2.098	Yes	Yes	42.9975	51	1.106	Yes	Yes	0.981328	8	3.266	0.221545	1	0.902
50	68	2.345	Yes	Yes	47.187	65	2.367	Yes	Yes	2.943984	1	1.195	0.221545	2	1.849
56	86	3.565	Yes	Yes	50.82525	78	3.430	Yes	Yes	4.579531	7	0.851	0.553863	1	0.506
87	51	4.398	Yes	Yes	80.0415	46	4.354	Yes	Yes	6.76026	4	1.273	0.332318	1	1.044
67	109	4.434	Yes	Yes	63.39375	99	3.913	Yes	Yes	3.162057	8	1.910	0.664636	3	1.527
319	273	2.652	Yes	Yes	300.2108	246	3.294	Yes	Yes	17.00969	18	0.230	1.883135	10	3.247
97	71	2.858	Yes	Yes	88.4205	67	2.389	Yes	Yes	7.741588	3	2.062	0.775408	0	0.406
51	19	5.387	No	Yes	47.628	14	6.074	No	Yes	2.289765	4	0.925	0.886181	1	0.247
141	165	1.947	Yes	Yes	133.9538	140	0.490	Yes	Yes	5.451822	17	3.504	1.883135	8	2.888
212	99	9.106	No	No	201.4268	86	9.630	No	No	10.03135	10	0.131	0.886181	3	1.603
92	56	4.262	Yes	Yes	88.31025	47	4.986	Yes	Yes	3.38013	8	1.880	0.443091	0	0.032
75	79	0.476	Yes	Yes	71.001	71	0.016	Yes	Yes	3.271093	8	1.894	0.443091	0	0.227
100	170	6.075	No	Yes	96.02153	126	2.886	Yes	Yes	3.598203	38	7.571	0.221545	6	3.210
237	187	3.400	Yes	Yes	225.1842	168	4.042	Yes	Yes	10.30394	13	0.878	1.121573	5	2.340
260	267	0.386	Yes	Yes	251.8508	241	0.669	Yes	Yes	6.991962	24	4.293	1.62005	2	0.078
778	679	3.669	Yes	Yes	734.563	597	5.349	No	No	35.54588	64	4.023	8.197175	19	2.881
802	772	1.099	Yes	Yes	747.3629	692	2.064	Yes	Yes	34.45552	53	2.764	20.60371	27	1.291
800	760	1.430	Yes	Yes	771.6387	703	2.541	Yes	Yes	24.20609	45	3.512	4.430906	13	2.859
878	1066	6.006	No	No	832.8799	1001	5.553	No	No	41.97903	51	1.256	3.544725	14	3.554
577	667	3.589	Yes	Yes	543.4464	595	2.180	Yes	Yes	24.64224	65	6.039	9.083357	6	1.083
148	123	2.097	Yes	Yes	142.7703	118	2.134	Yes	Yes	4.668567	5	0.047	0.110773	0	0.471
280	250	1.852	Yes	Yes	264.9097	237	1.733	Yes	Yes	11.6669	13	0.279	3.655497	0	2.704
228	119	8.290	No	No	219.0388	115	8.034	No	No	8.395807	2	2.886	0.775408	2	1.005
167	114	4.463	Yes	Yes	160.4383	111	4.270	Yes	Yes	6.869296	3	1.823	0.110773	1	1.080
425	464	1.832	Yes	Yes	389.5731	428	1.894	Yes	Yes	32.49286	27	1.069	3.433952	10	2.402
462	321	7.129	No	No	438.0228	292	7.620	No	No	22.20255	21	0.265	1.62005	7	2.736
878	685	6.882	No	No	816.7866	642	6.473	No	No	42.41518	36	1.030	18.49903	7	3.095
612	870	9.491	No	No	576.1292	818	9.154	No	No	23.87898	44	3.394	11.52035	8	0.969
281	330	2.805	Yes	Yes	266.1717	304	2.228	Yes	Yes	10.42661	26	3.638	4.112434	0	2.868
440	518	3.567	Yes	Yes	420.8624	496	3.527	Yes	Yes	18.27723	22	0.849	1.246192	0	1.579
134	254	8.635	No	No	125.6785	245	8.776	No	No	7.97329	9	0.282	0.373858	0	0.007
236	109	9.680	No	No	224.8138	107	9.127	No	No	11.03994	2	3.625	0.498477	0	0.805
136	137	0.119	Yes	Yes	130.2601	130	0.001	Yes	Yes	5.451822	5	0.180	0.221545	2	1.707
201	199	0.162	Yes	Yes	192.5918	190	0.161	Yes	Yes	7.959661	8	0.000	0.443091	0	0.080
440	457	0.792	Yes	Yes	418.9831	434	0.750	Yes	Yes	14.82896	16	0.261	5.981723	6	0.102
563	567	0.150	Yes	Yes	539.2569	543	0.143	Yes	Yes	20.17174	21	0.086	3.655497	4	0.075
125	198	5.756	No	Yes	121.8263	177	4.480	Yes	Yes	2.507838	20	5.292	0.332318	1	0.594
177	286	7.165	No	No	171.7695	272	6.708	No	Yes	4.579531	14	3.059	0.443091	0	0.358
448	372	3.764	Yes	Yes	433.1723	338	4.834	Yes	Yes	13.62956	27	2.974	1.550817	7	2.586
49	42	1.156	Yes	Yes	44.3205	37	1.197	Yes	Yes	4.143385	5	0.190	0.886181	0	0.733
49	29	3.251	Yes	Yes	44.43075	22	3.827	Yes	Yes	4.252421	6	0.820	0.332318	0	0.050
417	393	1.184	Yes	Yes	393.4551	375	0.927	Yes	Yes	14.59725	18	0.751	8.972584	0	4.028
439	422	0.827	Yes	Yes	404.3192	397	0.374	Yes	Yes	24.28787	24	0.069	10.21878	1	3.968
178	194	1.151	Yes	Yes	171.456	179	0.543	Yes	Yes	5.299171	12	2.240	1.196345	3	1.320
214	289	4.751	Yes	Yes	205.2337	267	4.018	Yes	Yes	6.280499	20	3.770	1.993908	2	0.074
1119	1174	1.611	Yes	Yes	1051.875	1096	1.349	Yes	Yes	62.72802	71	1.060	4.450845	6	0.725
1287	1404	3.174	Yes	Yes	1206.76	1306	2.806	Yes	Yes	71.07498	87	1.769	9.405578	11	0.396
68	5	10.461	No	Yes	66.61151	5	10.373	No	Yes	0.763255	0	1.188	0.221545	0	0.666
22	0	6.649	No	Yes	21.28934	0	6.470	No	Yes	1.199401	0	1.530	0	0	0.000
31	170	13.837	No	No	29.30028	163	13.646	No	No	1.52651	6	2.338	0.443091	1	0.522
25	40	2.496	Yes	Yes	23.04517	37	2.508	Yes	Yes	0.327109	2	1.551	1.993908	1	0.979
109	205	7.631	No	Yes	105.898	198	7.492	No	Yes	3.38013	6	1.134	0.110773	1	1.168
48	166	11.354	No	No	45.87086	162	11.362	No	No	2.398802	4	0.982	0.221545	0	0.215
809	545	10.151	No	No	786.5398	536	9.757	No	No	19.25856	6	3.628	3.489338	3	0.185
324	221	6.274	No	No	313.3023	210	6.414	No	No	6.623964	9	0.945	4.237054	2	1.448
272	186	5.665	No	Yes	263.7849	181	5.529	No	Yes	6.978333	4	1.286	0.830795	1	0.234
175	139	2.923	Yes	Yes	166.4739	133	2.749	Yes	Yes	7.455367	5	1.204	1.356965	1	0.038
43	38	0.774	Yes	Yes	32.46899	32	0.093	Yes	Yes	9.935946	6	1.487	0.623096	0	0.325
1023	1065	1.299	Yes	Yes	973.6064	974	0.026	Yes	Yes	36.28188	78	5.508	12.83578	12	0.131
305	385	4.295	Yes	Yes	290.3824	361	3.900	Yes	Yes	13.1498	23	2.327	1.794517	1	0.379
548	504	1.933	Yes	Yes	519.3913	480	1.754	Yes	Yes	27.28092	20	1.482	1.794517	4	1.239
1183	1423	6.651	No	No	1127.457	1312	5.281	No	No	41.65192	92	6.186	14.1789	19	1.232
608	605	0.109	Yes	Yes	568.3377	565	0.135	Yes	Yes	19.62656	20	0.120	19.93908	20	0.000
514	513	0.031	Yes	Yes	494.1405	466	1.307	Yes	Yes	18.97234	43	4.324	0.996954	5	2.254
753	615	5.284	No	No	727.65	554	6.863	No	No	20.60789	56	5.763	4.984769	5	0.105
321	336	0.844	Yes	Yes	316.2675	329	0.717	Yes	Yes	3.271093	6	1.191	0.996954	1	0.132
260	312	3.095	Yes	Yes	247.4612	285	2.325	Yes	Yes	11.01268	25	3.203	1.440044	2	0.660
174	175	0.030	Yes	Yes	164.7181	165	0.015	Yes	Yes	9.050025	9	0.020	0.332318	1	0.392
151	151	0.025	Yes	Yes	143.9774	143	0.051	Yes	Yes	6.76026	7	0.091	0.553863	1	0.072
157	157	0.015	Yes	Yes	149.9033	150	0.011	Yes	Yes	6.978333	7	0.008	0.110773	0	0.069
131	130	0.007	Yes	Yes	125.4316	125	0.035	Yes	Yes	4.90664	5	0.042	0.221545	0	0.372
102	102	0.023	Yes	Yes	98.32604	98	0.037	Yes	Yes	3.816276	4	0.088	0.110773	0	0.121
72	71	0.017	Yes	Yes	68.47707	68	0.059	Yes	Yes	2.834948	3	0.085	0.221545	0	0.353
203	317	7.087	No	No	197.9952	282	5.408	No	Yes	3.775387	33	6.827	1.09388	2	0.929
104	248	10.869	No	No	99.56953	228	10.008	No	No	3.925312	19	4.512	0.249238	1	0.931
103	71	3.479	Yes	Yes	93.09937	54	4.533	Yes	Yes	10.03827	15	1.523	0	1	1.433
199	51	13.278	No	No	191.835	40	14.158	No	No	6.869296	11	1.235	0.221545	1	0.532
194	165	2.170	Yes	Yes	185.5685	160	1.955	Yes	Yes	7.414478	3	1.840	0.553863	1	0.894
109	46	7.193	No	Yes	102.6059	45	6.770	No	Yes	6.215078	1	2.906	0.221545	0	0.385
763	840	2.743	Yes	Yes	709.2424	781	2.636	Yes	Yes	36.96336	45	1.263	16.6159	14	0.601
621	786	6.226	No	No	596.4309	735	5.381	No	No	17.22776	43	4.714	6.867904	7	0.137
139	105	3.012	Yes	Yes	129.7114	97	3.044	Yes	Yes	8.504843	7	0.359	0.553863	1	0.205
93	101	0.799	Yes	Yes	87.68137	94	0.711	Yes	Yes	4.688567	5	0.097	0.775408	2	0.789
366	338	1.455	Yes	Yes	344.0314	309	1.945	Yes	Yes	19.29945	24	1.087	2.326225	5	1.441
329	334	0.295	Yes	Yes	310.0124	314	0.215	Yes	Yes	16.90065	19	0.454	1.772362	1	0.270

ID	Calibration / Validation	Area	Ref	Site Location	Dir	Date	Data Type	Duplicate?	Ref	A-Node	B-Node
2235	Calibration	AOI	105	Cliff Road South of Patterson Road	NB	Jan-17	ATC	No	0076-7009	70076	70094
2236	Calibration	AOI	105	Cliff Road South of Patterson Road	SB	Jan-17	ATC	No	0094-7007	70094	70076
2237	Calibration	AOI	108	Between Hadham Road and Yarmouth Road	EB	Jan-17	ATC	No	0148-2001	30148	20014
2238	Calibration	AOI	108	Between Hadham Road and Yarmouth Road	WB	Jan-17	ATC	No	0014-3014	20014	30148
2239	Calibration	AOI	109	Between Beaconsfield Road and Yarmouth Road	EB	Jan-17	ATC	No	0819-2002	30819	20025
2240	Calibration	AOI	109	Between Beaconsfield Road and Yarmouth Road	WB	Jan-17	ATC	No	0025-3081	20025	30819
2241	Calibration	AOI	110	amford Lane Between All Saints and Brookshall Ro	NB	Jan-17	ATC	No	0145-3074	30145	30746
2242	Calibration	AOI	110	amford Lane Between All Saints and Brookshall Ro	SB	Jan-17	ATC	No	0746-3014	30746	30145
2243	Calibration	AOI	111	Norwich road Between Broom Hill and Westwood	NB	Jan-17	ATC	No	0027-2026	20027	20267
2244	Calibration	AOI	111	Norwich road Between Broom Hill and Westwood	SB	Jan-17	ATC	No	0267-2002	20267	20027
2245	Calibration	AOI	112	Dale Hall Lane North of Valley Road	NB	Jan-17	ATC	No	0043-2027	20043	20270
2246	Calibration	AOI	112	Dale Hall Lane North of Valley Road	SB	Jan-17	ATC	No	0270-2004	20270	20043
2247	Calibration	AOI	113	Henley Road N of Valley Road	NB	Jan-17	ATC	No	0044-3033	20044	30334
2248	Calibration	AOI	113	Henley Road N of Valley Road	SB	Jan-17	ATC	No	0334-2004	30334	20044
2249	Validation	AOI	114	Pownall Road	NB	Jan-17	ATC	No	0268-3076	70268	30760
2250	Validation	AOI	114	Pownall Road	SB	Jan-17	ATC	No	0760-7026	30760	70268
2251	Calibration	AOI	115	Scrivener Drive	NB	Jan-17	ATC	No	0162-3015	30162	30155
2252	Calibration	AOI	115	Scrivener Drive	SB	Jan-17	ATC	No	0155-3016	30155	30162
2253	Calibration	AOI	116	Robin Drive	NB	Jan-17	ATC	No	0165-3015	30165	30158
2254	Calibration	AOI	116	Robin Drive	SB	Jan-17	ATC	No	0158-3016	30158	30165
2255	Calibration	AOI	117	Lovetofts Drive	NB	Jan-17	ATC	No	0128-3012	30128	30123
2256	Calibration	AOI	117	Lovetofts Drive	SB	Jan-17	ATC	No	0123-3012	30123	30128
2257	Calibration	AOI	118	Felixstowe Road West Of Derby Road	NB	Jan-17	ATC	No	0246-7016	30246	70167
2258	Calibration	AOI	118	Felixstowe Road West Of Derby Road	SB	Jan-17	ATC	No	0167-3024	70167	30246
2259	Calibration	AOI	120	Landseer Road West Of Clapgate Lane	EB	Jan-17	ATC	No	0676-3023	30676	30235
2260	Calibration	AOI	120	Landseer Road West Of Clapgate Lane	WB	Jan-17	ATC	No	0235-3067	30235	30676
2261	Validation	AOI	121	Nacton Road E Of Felixstowe Road Junction	NB	Jan-17	ATC	No	0146-3024	70146	30245
2262	Validation	AOI	121	Nacton Road E Of Felixstowe Road Junction	SB	Jan-17	ATC	No	0245-7014	30245	70146
2263	Calibration	AOI	122	Ashcroft Road E Of Norwich Road	EB	Jan-17	ATC	No	0136-3047	30136	30477
2264	Calibration	AOI	122	Ashcroft Road E Of Norwich Road	WB	Jan-17	ATC	No	0477-3013	30477	30136
2266	Calibration	AOI	123	Grimwade St North Of Star Lane	SB	Jan-17	ATC	No	0104-1001	10104	10018
2267	Validation	AOI	124	Duke St South Of Pownhall Road	NB	Jan-17	ATC	No	0093-3075	70093	30758
2268	Validation	AOI	124	Duke St South Of Pownhall Road	SB	Jan-17	ATC	No	0758-7009	30758	70093
2269	Validation	AOI	125	Fore Hamlet East Of Pownhall Road	NB	Jan-17	ATC	No	0364-3076	70364	30760
2270	Validation	AOI	125	Fore Hamlet East Of Pownhall Road	SB	Jan-17	ATC	No	0760-7036	30760	70364
2273	Validation	AOI	127	Grey Friars Road	NB	Jan-17	ATC	No	0342-7022	70342	70226
2274	Validation	AOI	127	Grey Friars Road	SB	Jan-17	ATC	No	0226-7034	70226	70342
2275	Validation	AOI	128	Grafton Way	EB	Jan-17	ATC	No	0001-1006	20001	10060
2276	Validation	AOI	128	Grafton Way	WB	Jan-17	ATC	No	0060-2000	10060	20001
2277	Validation	AOI	129	39-129 Suffolk. Bond St North of Star Lane. Northbo	NB	Jan-17	ATC	No	0054-7026	10054	70264
2278	Validation	AOI	130	130 Suffolk. Spring Road West of Goring Road. Eas	EB	Jan-17	ATC	No	0064-2009	20064	20090
2279	Validation	AOI	130	130 Suffolk. Spring Road West of Goring Road. We	WB	Jan-17	ATC	No	0090-2006	20090	20064
2280	Calibration	AOI	131	131 Suffolk. Spring Road West of Railway Line. Eas	EB	Jan-17	ATC	No	0359-2006	70359	20067
2281	Calibration	AOI	131	131 Suffolk. Spring Road West of Railway Line. We	WB	Jan-17	ATC	No	0067-7035	20067	70359
2282	Validation	AOI	132	14139-132 Suffolk. Wherestead Road. Northbound	NB	Jan-17	ATC	No	0785-3021	30785	30218
2283	Validation	AOI	132	14139-132 Suffolk. Wherestead Road. Southbound	SB	Jan-17	ATC	No	0218-3078	30218	30785
2284	Validation	AOI	133	-133 Suffolk. Fore Street East of Grimwade St. East	EB	Jan-17	ATC	No	0062-7036	10062	70367
2285	Validation	AOI	133	133 Suffolk. Fore Street East of Grimwade St. Wes	WB	Jan-17	ATC	No	0367-1006	70367	10062
2286	Calibration	AOI	134	34 Suffolk. Fore Street North of Lower Orwell St. No	NB	Jan-17	ATC	No	0053-1005	10053	10051
2287	Calibration	AOI	134	34 Suffolk. Fore Street North of Lower Orwell St. So	SB	Jan-17	ATC	No	0051-1005	10051	10053
2288	Validation	AOI	135	-135 Suffolk. Foxhall Road Near Railway Line. East	EB	Jan-17	ATC	No	0076-2007	20076	20077
2289	Validation	AOI	135	-135 Suffolk. Foxhall Road Near Railway Line. West	WB	Jan-17	ATC	No	0077-2007	20077	20076
2290	Validation	AOI	136	14112-136 Suffolk. Wherry Quay. Eastbound	EB	Jan-17	ATC	No	0004-7000	70004	70003
2295	Calibration	AOI	72B	Christchurch Street	NB	Jan-17	ATC	No	0022-1008	10022	10086
2296	Calibration	AOI	72B	Christchurch Street	SB	Jan-17	ATC	No	0086-1002	10086	10022
2297	Calibration	AOI	1	Bridge Street/Gratfon Way - Arm A - College Street	pproac	May-17	MCC	No	0115-1001	10115	10010
2298	Calibration	AOI	1	Bridge Street/Gratfon Way - Arm A - Star Lane	Exit	May-17	MCC	No	0007-1004	10007	10041
2299	Calibration	AOI	1	Bridge Street/Gratfon Way - Arm B - Marina Access	Exit	May-17	MCC	No	0166-7003	70166	70035
2300	Calibration	AOI	1	Bridge Street/Gratfon Way - Arm B - Marina Access	pproac	May-17	MCC	No	0035-7016	70035	70166
2301	Calibration	AOI	1	Bridge Street/Gratfon Way - Arm C - Bridge St	pproac	May-17	MCC	No	0214-7016	30214	70166
2302	Calibration	AOI	1	Bridge Street/Gratfon Way - Arm C - Bridge St	Exit	May-17	MCC	No	0166-3021	70166	30214
2303	Calibration	AOI	1	Bridge Street/Gratfon Way - Arm D - Grafton Way	pproac	May-17	MCC	No	0319-1000	70319	10008
2304	Calibration	AOI	1	Bridge Street/Gratfon Way - Arm D - Grafton Way	Exit	May-17	MCC	No	0008-7031	10008	70319
2309	Calibration	AOI	2	Burrell Road/Bridge Street - Arm B - Dock St	Exit	May-17	MCC	No	0009-7001	70009	70010
2311	Calibration	AOI	2	Burrell Road/Bridge Street - Arm C - A137 Vernon S	pproac	May-17	MCC	No	0018-7000	70018	70009
2312	Calibration	AOI	2	Burrell Road/Bridge Street - Arm C - A137 Vernon S	Exit	May-17	MCC	No	0009-7001	70009	70018
2313	Calibration	AOI	2	Burrell Road/Bridge Street - Arm D - Burrell Rd	pproac	May-17	MCC	No	0213-3021	30213	30214
2314	Calibration	AOI	2	Burrell Road/Bridge Street - Arm D - Burrell Rd	Exit	May-17	MCC	No	0214-3021	30214	30213
2315	Calibration	AOI	3	Stoke Street/Burrell Road - Arm A - Burrell Rd W	pproac	May-17	MCC	No	0429-3021	30429	30213
2316	Calibration	AOI	3	Stoke Street/Burrell Road - Arm A - Burrell Rd W	Exit	May-17	MCC	No	0213-3042	30213	30429
2319	Calibration	AOI	3	Stoke Street/Burrell Road - Arm C - Stoke Street	pproac	May-17	MCC	No	0212-3021	30212	30213
2320	Calibration	AOI	3	Stoke Street/Burrell Road - Arm C - Stoke Street	Exit	May-17	MCC	No	0213-3021	30213	30212
2321	Calibration	AOI	4	/herstead Road/Hawes Street - Arm A - Hawes Stre	pproac	May-17	MCC	No	0051-3021	70051	30217
2322	Calibration	AOI	4	/herstead Road/Hawes Street - Arm A - Hawes Stre	Exit	May-17	MCC	No	0217-7005	30217	70051
2323	Calibration	AOI	4	/herstead Road/Hawes Street - Arm B - Virginia Stre	Exit	May-17	MCC	No	0217-7004	30217	70048
2324	Calibration	AOI	4	/herstead Road/Hawes Street - Arm B - Virginia Stre	pproac	May-17	MCC	No	0048-3021	70048	30217
2325	Calibration	AOI	4	/herstead Road/Hawes Street - Arm C - Rapier Stre	pproac	May-17	MCC	No	0786-3021	30786	30217
2326	Calibration	AOI	4	/herstead Road/Hawes Street - Arm C - Rapier Stre	Exit	May-17	MCC	No	0217-3078	30217	30786
2327	Calibration	AOI	4	tead Road/Hawes Street - Arm D - A137 Wherstead	pproac	May-17	MCC	No	0218-3021	30218	30217
2328	Calibration	AOI	4	tead Road/Hawes Street - Arm D - A137 Wherstead	Exit	May-17	MCC	No	0217-3021	30217	30218
2329	Calibration	AOI	4	erstead Road/Hawes Street - Arm E - Wherstead Ri	pproac	May-17	MCC	No	0047-3021	70047	30217
2330	Calibration	AOI	4	erstead Road/Hawes Street - Arm E - Wherstead Ri	Exit	May-17	MCC	No	0217-7004	30217	70047
2331	Calibration	Lowestoft	Waveney Drive / Riverside Road / Durban Road - Riversi		pproac	Jul-17	MCC	No	10259-4010	10259	4010
2332	Calibration	Lowestoft	Waveney Drive / Riverside Road / Durban Road - Riversi		Exit	Jul-17	MCC	No	4010-10259	4010	10259
2335	Calibration	Lowestoft	Waveney Drive / Riverside Road / Durban Road - Durban		pproac	Jul-17	MCC	No	6402-4010	6402	4010
2336	Calibration	Lowestoft	Waveney Drive / Riverside Road / Durban Road - Durban		Exit	Jul-17	MCC	No	4010-6402	4010	6402
2339	Calibration	Beccles	1a	Newgate (North) / Station Road	pproac	Jan-17	MCC	No	2834-2837	2834	2837
2340	Calibration	Beccles	1b	Newgate (North) / Station Road	pproac	Jan-17	MCC	No	3597-2837	3597	2837

PM Peak																
ALL VEHICLES					CAR					LGV			HGV			
Observed	Modelled	GEH	GEH Pass?	Flow Pass?	Observed	Modelled	GEH	GEH Pass?	Flow Pass?	Observed	Modelled	GEH	Observed	Modelled	GEH
51	78	3.366	Yes	Yes	46.41955	74	3.579	Yes	Yes	2.398802	2	0.481	2.436998	2	0.013
17	15	0.496	Yes	Yes	13.38814	12	0.378	Yes	Yes	1.635547	1	0.467	1.772362	2	0.058
997	1033	1.156	Yes	Yes	924.2429	977	1.712	Yes	Yes	40.95409	44	0.448	31.30435	12	4.037
1260	1298	1.081	Yes	Yes	1180.007	1209	0.827	Yes	Yes	45.18782	67	2.954	34.41864	22	2.272
454	524	3.163	Yes	Yes	429.4083	481	2.431	Yes	Yes	18.97234	29	2.044	6.092495	14	2.541
656	626	1.188	Yes	Yes	629.1331	588	1.659	Yes	Yes	22.67958	34	2.164	4.652451	4	0.335
95	198	8.568	No	No	91.46736	192	8.434	No	No	2.725911	6	1.517	0.456937	1	0.235
170	102	5.799	No	Yes	165.1845	97	5.911	No	Yes	4.034349	5	0.240	0.886181	0	0.555
907	917	0.354	Yes	Yes	851.3543	854	0.089	Yes	Yes	35.98203	46	1.515	19.38521	18	0.362
660	712	2.013	Yes	Yes	632.6447	656	0.914	Yes	Yes	23.87898	38	2.551	2.990861	18	4.697
246	412	9.153	No	No	231.8654	379	8.414	No	No	13.62314	15	0.482	0.586443	18	5.671
224	322	5.925	No	Yes	212.7686	296	5.235	No	Yes	9.551593	17	2.098	1.90252	9	2.933
423	460	1.738	Yes	Yes	402.7417	444	2.015	Yes	Yes	15.91932	11	1.467	4.763224	5	0.179
545	379	7.705	No	No	521.0402	370	7.156	No	No	15.48318	8	2.348	8.640266	2	2.891
63	96	3.637	Yes	Yes	60.90508	85	2.801	Yes	Yes	2.289765	10	3.052	0.110773	1	1.301
74	33	5.584	No	Yes	71.44002	31	5.639	No	Yes	2.507838	2	0.680	0.221545	1	0.637
213	221	0.561	Yes	Yes	202.5924	206	0.235	Yes	Yes	5.997005	11	1.754	4.541678	4	0.102
291	258	1.956	Yes	Yes	279.7232	249	1.873	Yes	Yes	10.57654	7	1.281	0.332318	2	1.638
165	163	0.147	Yes	Yes	155.5	156	0.040	Yes	Yes	9.050025	6	0.930	0.664636	1	0.234
326	338	0.694	Yes	Yes	310.5611	322	0.659	Yes	Yes	14.50185	15	0.122	0.664636	1	0.480
156	162	0.479	Yes	Yes	148.9157	152	0.247	Yes	Yes	4.579531	8	1.217	2.215453	2	0.002
423	425	0.101	Yes	Yes	396.3769	399	0.116	Yes	Yes	18.31812	18	0.068	8.640266	9	0.019
294	338	2.491	Yes	Yes	280.6023	310	1.695	Yes	Yes	12.43016	25	2.973	0.996954	3	1.538
333	359	1.409	Yes	Yes	314.8409	334	1.058	Yes	Yes	12.32112	21	2.143	5.538632	4	0.739
473	509	1.652	Yes	Yes	436.7652	477	1.862	Yes	Yes	28.96473	29	0.075	6.867904	4	1.188
496	447	2.266	Yes	Yes	435.2586	396	1.903	Yes	Yes	43.99112	34	1.661	16.6159	17	0.010
153	135	1.546	Yes	Yes	136.5544	117	1.700	Yes	Yes	15.06261	17	0.501	1.449935	0	1.606
254	278	1.464	Yes	Yes	234.1671	249	0.933	Yes	Yes	19.75896	28	1.641	0.377814	2	1.349
219	222	0.196	Yes	Yes	206.8578	210	0.185	Yes	Yes	11.6669	12	0.045	0.775408	1	0.099
151	154	0.213	Yes	Yes	140.5755	144	0.251	Yes	Yes	8.28677	8	0.055	2.326225	2	0.137
494	578	3.631	Yes	Yes	458.4891	541	3.682	Yes	Yes	17.51398	30	2.649	17.61285	6	3.239
419	382	1.818	Yes	Yes	390.9448	353	1.959	Yes	Yes	20.28078	24	0.827	7.643312	5	0.987
369	365	0.213	Yes	Yes	350.2865	342	0.454	Yes	Yes	15.70125	20	0.921	2.824702	3	0.281
461	516	2.521	Yes	Yes	429.4083	466	1.733	Yes	Yes	23.44284	47	4.035	7.754085	3	2.175
534	607	3.052	Yes	Yes	511.1637	555	1.899	Yes	Yes	20.28078	47	4.561	2.326225	5	1.382
465	515	2.274	Yes	Yes	450.4919	471	0.975	Yes	Yes	11.16261	40	5.646	2.866242	4	0.511
591	458	5.820	No	No	560.6148	420	6.350	No	No	18.64523	34	2.976	11.71421	4	2.842
337	535	9.486	No	No	314.6702	489	8.702	No	No	15.29144	42	5.003	6.741425	3	1.441
391	444	2.595	Yes	Yes	356.6692	396	2.033	Yes	Yes	26.85326	38	2.031	7.024251	9	0.688
452	463	0.518	Yes	Yes	432.1517	432	0.021	Yes	Yes	16.35547	31	2.922	3.433952	1	1.814
187	138	3.864	Yes	Yes	177.777	121	4.645	Yes	Yes	8.177734	6	0.995	0.775408	11	4.205
286	188	6.358	No	Yes	275.1154	175	6.698	No	No	10.35846	11	0.319	0.221545	2	1.559
212	213	0.128	Yes	Yes	201.9196	204	0.141	Yes	Yes	7.850624	8	0.071	1.772362	1	0.277
217	220	0.153	Yes	Yes	208.9428	212	0.189	Yes	Yes	7.414478	7	0.136	0.996954	1	0.118
842	796	1.610	Yes	Yes	805.552	719	3.145	Yes	Yes	29.80784	70	5.688	7.103296	8	0.207
1041	1036	0.162	Yes	Yes	997.7734	965	1.057	Yes	Yes	35.45048	62	3.745	8.224869	10	0.606
859	975	3.827	Yes	Yes	817.5547	913	3.231	Yes	Yes	23.76995	55	4.980	17.61285	7	2.961
775	899	4.287	Yes	No	727.8981	822	3.365	Yes	Yes	33.03804	70	5.126	13.73581	7	1.978
142	45	10.004	No	Yes	126.1997	40	9.448	No	Yes	13.08437	5	2.640	3.101634	0	2.196
142	139	0.299	Yes	Yes	128.0653	131	0.219	Yes	Yes	13.19341	8	1.613	0.886181	0	1.128
382	365	0.871	Yes	Yes	359.5046	323	1.978	Yes	Yes	14.82896	38	4.432	7.643312	5	1.199
283	235	2.980	Yes	Yes	273.2498	217	3.590	Yes	Yes	8.395807	16	2.189	0.996954	2	0.553
32	168	13.651	No	No	27.87368	154	13.204	No	No	1.308437	14	4.549	2.547771	1	1.419
80	210	10.763	No	No	78.02435	200	10.373	No	No	2.330654	9	2.861	0.124619	1	0.823
171	298	8.345	No	No	161.9746	268	7.209	No	No	8.218622	30	4.991	0.373858	1	0.409
1338	1445	2.869	Yes	Yes	1248.39	1341	2.578	Yes	Yes	81.45023	93	1.233	7.97563	11	0.888
1204	1244	1.137	Yes	Yes	1116.045	1150	1.010	Yes	Yes	84.39421	88	0.378	3.987815	6	1.004
66	66	0.035	Yes	Yes	64.19725	64	0.022	Yes	Yes	0.981328	1	0.019	0.996954	1	0.132
51	49	0.322	Yes	Yes	44.44425	42	0.407	Yes	Yes	6.869296	7	0.023	0	0	0.818
1062	1006	1.752	Yes	Yes	975.7982	941	1.109	Yes	Yes	81.45023	58	2.753	4.984769	6	0.433
1187	1148	1.142	Yes	Yes	1105.18	1092	0.395	Yes	Yes	73.5996	48	3.316	7.97563	8	0.033
419	466	2.270	Yes	Yes	395.06	438	2.102	Yes	Yes	17.6639	22	0.899	5.981723	7	0.344
360	444	4.149	Yes	Yes	326.9122	396	3.640	Yes	Yes	27.47718	38	1.913	5.981723	9	1.093
37	37	0.112	Yes	Yes	33.5801	34	0.147	Yes	Yes	2.943984	3	0.133	0	0	0.295
669	666	0.141	Yes	Yes	617.2813	631	0.550	Yes	Yes	46.12242	29	2.863	5.981723	6	0.048
647	641	0.231	Yes	Yes	602.4665	609	0.252	Yes	Yes	38.27179	25	2.409	5.981723	7	0.556
489	504	0.696	Yes	Yes	449.3808	466	0.756	Yes	Yes	39.25312	39	0.114	0	0	0.309
568	634	2.689	Yes	Yes	529.3804	604	3.135	Yes	Yes	36.30914	29	1.277	1.993908	1	1.268
218	220	0.122	Yes	Yes	204.4436	206	0.093	Yes	Yes	13.73859	14	0.110	0	0	0.349
383	359	1.268	Yes	Yes	349.6281	349	0.056	Yes	Yes	31.4025	10	4.732	1.993908	0	1.820
286	295	0.505	Yes	Yes	262.7149	270	0.448	Yes	Yes	23.55187	25	0.258	0	0	0.295
199	286	5.539	No	Yes	193.5794	266	4.759	Yes	Yes	5.887968	20	3.831	0	0	0.996
944	903	1.343	Yes	Yes	876.0456	864	0.397	Yes	Yes	57.89835	31	4.081	9.969538	8	0.642
723	676	1.756	Yes	Yes	650.8614	628	0.891	Yes	Yes	66.73031	42	3.374	4.984769	6	0.412
17	18	0.394	Yes	Yes	15.8024	16	0.050	Yes	Yes	0.981328	2	1.079	0	0	0.336
17	18	0.188	Yes	Yes	15.8024	16	0.018	Yes	Yes	0.981328	2	0.643	0	0	0.457
97	97	0.035	Yes	Yes	85.92555	85	0.120	Yes	Yes	7.850624	9	0.479	2.990861	3	0.030
66	71	0.614	Yes	Yes	53.3331	53	0.018	Yes	Yes	8.831952	14	1.577	3.987815	4	0.062
829	796	1.149	Yes	Yes	740.7375	719	0.814	Yes	Yes	81.45023	70	1.317	6.978676	8	0.254
1061	1036	0.775	Yes	Yes	981.7241	965	0.546	Yes	Yes	68.69296	62	0.886	10.96649	10	0.281
110	120	1.006	Yes	Yes	102.7156	98	0.475	Yes	Yes	6.869296	21	3.781	0	1	1.691
129	132	0.274	Yes	Yes	119.5057	119	0.014	Yes	Yes	9.81328	13	0.874	0	0	0.844
170	150	1.600	Yes	Yes	164.5143	145	1.570	Yes	Yes	4.90664	5	0.164	0.996954	1	0.401
33	20	2.397	Yes	Yes	30.72255	18	2.557	Yes	Yes	1.962656	2	0.027	0	0	0.710
69	67	0.339	Yes	Yes	66.40035	66	0.049	Yes	Yes	2.943984	0	1.925	0	0	0.475
84	62	2.614	Yes	Yes	77.3019	55	2.691	Yes	Yes	5.887968	6	0.120	0.996954	1	0.132
202	130	5.630	No	Yes	195.2369	120	5.975	No	Yes	6.869296	9	0.874	0	0	0.295
347	335	0.649	Yes	Yes	318.1271	306	0.658	Yes	Yes	26.49586	26	0.101	1.993908	2	0.122

ID	Calibration / Validation	Area	Ref	Site Location	Dir	Date	Data Type	Duplicate?	Ref	A-Node	B-Node	PM Peak																
												ALL VEHICLES					CAR					LGV			HGV		
												Observed	Modelled	GEH	GEH Pass?	Flow Pass?	Observed	Modelled	GEH	GEH Pass?	Flow Pass?	Observed	Modelled	GEH	Observed	Modelled	GEH
2341	Calibration	Beccles	1b	Newgate (North) / Station Road	Exit	Jan-17	MCC	No	2837-3597	2837	3597	293	294	0.045	Yes	Yes	265.6014	267	0.086	Yes	Yes	26.49586	26	0.099	0.996954	1	0.132
2343	Calibration	Beccles	1d	Newgate (North) / Station Road	pproac	Jan-17	MCC	No	2836-2837	2836	2837	214	211	0.178	Yes	Yes	188.2995	187	0.114	Yes	Yes	24.5332	24	0.186	0.996954	1	0.132
2344	Calibration	Beccles	2a	George Westwood Way / Station Road (East)	pproac	Jan-17	MCC	No	2845-2839	2845	2839	362	369	0.358	Yes	Yes	332.0018	339	0.381	Yes	Yes	28.45851	28	0.077	1.993908	2	0.189
2345	Calibration	Beccles	2a	George Westwood Way / Station Road (East)	Exit	Jan-17	MCC	No	2839-2845	2839	2845	298	333	1.960	Yes	Yes	272.5388	300	1.596	Yes	Yes	24.5332	32	1.480	0.996954	1	0.086
2346	Calibration	Beccles	2b	George Westwood Way / Station Road (East)	pproac	Jan-17	MCC	No	5895-2839	5895	2839	26	26	0.046	Yes	Yes	25.7673	26	0.046	Yes	Yes	0	0	0.000	0	0	0.000
2347	Calibration	Beccles	2b	George Westwood Way / Station Road (East)	Exit	Jan-17	MCC	No	2839-5895	2839	5895	12	12	0.031	Yes	Yes	11.8926	12	0.031	Yes	Yes	0	0	0.000	0	0	0.000
2348	Calibration	Beccles	2c	George Westwood Way / Station Road (East)	pproac	Jan-17	MCC	No	2840-2839	2840	2839	163	163	0.018	Yes	Yes	153.6128	154	0.027	Yes	Yes	9.81328	9	0.229	0	0	0.519
2349	Calibration	Beccles	2c	George Westwood Way / Station Road (East)	Exit	Jan-17	MCC	No	2839-2840	2839	2840	184	226	2.911	Yes	Yes	167.4875	209	2.998	Yes	Yes	16.68258	17	0.094	0	0	0.611
2350	Calibration	Beccles	2d	George Westwood Way / Station Road (East)	pproac	Jan-17	MCC	No	3597-2839	3597	2839	293	294	0.048	Yes	Yes	262.6283	264	0.085	Yes	Yes	29.43984	29	0.080	0.996954	1	0.132
2351	Calibration	Beccles	2d	George Westwood Way / Station Road (East)	Exit	Jan-17	MCC	No	2839-3597	2839	3597	351	282	3.877	Yes	Yes	322.0913	263	3.466	Yes	Yes	26.49586	17	2.115	1.993908	2	0.125
2352	Calibration	Beccles	3a	A145 (North) / Peddars Lane	pproac	Jan-17	MCC	No	3998-2824	3998	2824	48	51	0.422	Yes	Yes	46.57935	47	0.064	Yes	Yes	0.981328	3	1.658	0	0	0.295
2353	Calibration	Beccles	3a	A145 (North) / Peddars Lane	Exit	Jan-17	MCC	No	2824-3998	2824	3998	161	162	0.061	Yes	Yes	144.6933	145	0.029	Yes	Yes	16.68258	17	0.068	0	0	0.560
2356	Calibration	Beccles	3c	A145 (North) / Peddars Lane	pproac	Jan-17	MCC	No	3592-2824	3592	2824	125	127	0.171	Yes	Yes	111.9887	114	0.143	Yes	Yes	12.75726	13	0.068	0	0	0.552
2357	Calibration	Beccles	3c	A145 (North) / Peddars Lane	Exit	Jan-17	MCC	No	2824-3592	2824	3592	140	134	0.470	Yes	Yes	130.8186	130	0.098	Yes	Yes	8.831952	4	1.796	0	0	0.646
2358	Calibration	Beccles	3d	A145 (North) / Peddars Lane	pproac	Jan-17	MCC	No	2826-2824	2826	2824	372	313	3.183	Yes	Yes	356.778	298	3.256	Yes	Yes	13.73859	13	0.119	0.996954	1	0.426
2359	Calibration	Beccles	3d	A145 (North) / Peddars Lane	Exit	Jan-17	MCC	No	2824-2826	2824	2826	290	177	7.439	No	No	271.5477	157	7.797	No	No	16.68258	17	0.087	1.993908	2	0.125
2360	Calibration	Beccles	4a	Blyburgate (North) / Blyburgate (South)	pproac	Jan-17	MCC	No	2825-2823	2825	2823	369	331	2.034	Yes	Yes	317.136	299	1.062	Yes	Yes	51.02906	32	2.998	0.996954	1	0.137
2361	Calibration	Beccles	4a	Blyburgate (North) / Blyburgate (South)	Exit	Jan-17	MCC	No	2823-2825	2823	2825	257	253	0.228	Yes	Yes	237.852	234	0.248	Yes	Yes	17.6639	18	0.070	0.996954	1	0.132
2362	Calibration	Beccles	4b	Blyburgate (North) / Blyburgate (South)	pproac	Jan-17	MCC	No	2822-2823	2822	2823	414	393	1.047	Yes	Yes	384.5274	353	1.644	Yes	Yes	26.49586	37	1.861	2.990861	3	0.033
2363	Calibration	Beccles	4b	Blyburgate (North) / Blyburgate (South)	Exit	Jan-17	MCC	No	2823-2822	2823	2822	483	488	0.224	Yes	Yes	437.0531	444	0.318	Yes	Yes	44.15976	42	0.291	1.993908	2	0.125
2364	Calibration	Beccles	4c	Blyburgate (North) / Blyburgate (South)	pproac	Jan-17	MCC	No	2824-2823	2824	2823	291	261	1.850	Yes	Yes	276.503	247	1.826	Yes	Yes	13.73859	12	0.416	0.996954	1	0.298
2365	Calibration	Beccles	4c	Blyburgate (North) / Blyburgate (South)	Exit	Jan-17	MCC	No	2823-2824	2823	2824	335	244	5.360	No	Yes	303.2613	221	5.105	No	Yes	29.43984	21	1.739	1.993908	2	0.134
2366	Calibration	Beccles	5a	Lowestoft Road / Ellough Road	pproac	Jan-17	MCC	No	2807-2804	2807	2804	445	414	1.458	Yes	Yes	402.3663	377	1.270	Yes	Yes	38.27179	34	0.700	3.987815	3	0.494
2367	Calibration	Beccles	5a	Lowestoft Road / Ellough Road	Exit	Jan-17	MCC	No	2804-2807	2804	2807	462	378	4.126	Yes	Yes	419.2142	351	3.501	Yes	Yes	39.25312	24	2.645	3.987815	3	0.523
2368	Calibration	Beccles	5b	Lowestoft Road / Ellough Road	pproac	Jan-17	MCC	No	2803-2804	2803	2804	185	142	3.405	Yes	Yes	161.5412	124	3.112	Yes	Yes	21.58922	15	1.515	1.993908	2	0.122
2369	Calibration	Beccles	5b	Lowestoft Road / Ellough Road	Exit	Jan-17	MCC	No	2804-2803	2804	2803	245	236	0.568	Yes	Yes	232.8968	224	0.617	Yes	Yes	11.77594	12	0.082	0	0	0.685
2370	Calibration	Beccles	5c	Lowestoft Road / Ellough Road	pproac	Jan-17	MCC	No	2805-2804	2805	2804	529	505	1.056	Yes	Yes	488.5877	469	0.900	Yes	Yes	37.29047	33	0.694	2.990861	3	0.117
2371	Calibration	Beccles	5c	Lowestoft Road / Ellough Road	Exit	Jan-17	MCC	No	2804-2805	2804	2805	451	447	0.207	Yes	Yes	400.3842	396	0.201	Yes	Yes	46.12242	46	0.027	4.984769	5	0.091
2372	Calibration	AOI	8	Ipswich A137	SB	Jan-16	ATC	No	0062-3034	30062	30347	655	661	0.210	Yes	Yes	557.9635	561	0.130	Yes	Yes	85.91249	83	0.305	11.56375	17	1.363
2373	Calibration	AOI	60	Claydon Bramford Road	WB	Jan-16	ATC	No	0017-5002	50017	50026	715	703	0.422	Yes	Yes	599.136	608	0.376	Yes	Yes	74.84197	76	0.102	40.60865	19	3.903
2374	Validation	AOI	155	Kesgrave A12	SB	Jan-16	ATC	No	0107-3010	30107	30106	1678	1575	2.578	Yes	Yes	1453.725	1376	2.074	Yes	Yes	192.6228	156	2.780	32.14334	43	1.749
2375	Calibration	AOI	156	Ipswich A1156	WB	Jan-16	ATC	No	0100-3025	30100	30259	730	688	1.584	Yes	Yes	660.3318	619	1.638	Yes	Yes	60.36428	60	0.109	9.53557	10	0.028
2376	Calibration	AOI	11	JTC 11_A-Out	0	Jan-16	MCC	No	0796-3004	30796	30048	1533	1464	1.805	Yes	Yes	1343.363	1327	0.440	Yes	Yes	143.3649	99	4.069	46.63792	38	1.390
2377	Calibration	AOI	11	JTC 11_C-Out	0	Jan-16	MCC	No	0798-5004	30798	50041	2239	2143	2.051	Yes	Yes	1894.591	1831	1.470	Yes	Yes	225.1804	194	2.122	119.4521	118	0.167
2378	Calibration	AOI	12	JTC 12_A-Out	0	Jan-16	MCC	No	0026-3002	30026	30025	380	377	0.180	Yes	Yes	306.1322	306	0.013	Yes	Yes	63.94045	64	0.011	10.21669	7	1.152
2379	Calibration	AOI	12	JTC 12_D-Out	0	Jan-16	MCC	No	0026-3013	30026	30134	357	364	0.384	Yes	Yes	297.8021	298	0.013	Yes	Yes	57.54641	58	0.064	1.432247	8	3.028
2380	Calibration	AOI	13	JTC 13_A-Out	0	Jan-16	MCC	No	0016-5001	50016	50013	288	285	0.201	Yes	Yes	241.3582	238	0.234	Yes	Yes	35.80336	36	0.012	11.1787	11	0.088
2381	Calibration	AOI	13	JTC 13_B-Out	0	Jan-16	MCC	No	0014-5000	50014	50006	709	709	0.004	Yes	Yes	589.8753	589	0.019	Yes	Yes	115.3664	115	0.002	3.74705	4	0.187
2382	Calibration	AOI	13	JTC 13_C-Out	0	Jan-16	MCC	No	0015-5001	50015	50019	836	845	0.310	Yes	Yes	694.0299	698	0.147	Yes	Yes	117.3554	123	0.472	24.35582	24	0.012
2383	Calibration	AOI	13	JTC 13_D-Out	0	Jan-16	MCC	No	0018-3050	50018	30505	122	81	4.062	Yes	Yes	102.1516	72	3.268	Yes	Yes	17.90168	7	2.939	2.123328	2	0.022
2384	Calibration	AOI	14	JTC 14_C-Out	0	Jan-16	MCC	No	0010-3051	30010	30511	658	659	0.039	Yes	Yes	547.7523	548	0.019	Yes	Yes	109.5921	110	0.042	0.328743	0	0.172
2385	Calibration	AOI	14	JTC 14_D-Out	0	Jan-16	MCC	No	0010-3001	30010	30013	575	564	0.465	Yes	Yes	492.1137	483	0.404	Yes	Yes	70.77822	69	0.256	12.16347	12	0.013
2386	Calibration	AOI	27	JTC 27_A-Out	0	Jan-16	MCC	No	5757-3145	5757	3145	1074	1047	0.812	Yes	Yes	879.624	879	0.008	Yes	Yes	127.8382	108	1.817	66.22249	60	0.815
2387	Calibration	AOI	27	JTC 27_B-Out	0	Jan-16	MCC	No	5756-5753	5756	5753	785	781	0.130	Yes	Yes	622.3661	626	0.147	Yes	Yes	103.3585	104	0.019	59.12722	52	1.009
2388	Calibration	AOI	27	JTC 27_C-Out	0	Jan-16	MCC	No	5755-5760	5755	5760	525	515	0.410	Yes	Yes	440.3067	441	0.054	Yes	Yes	67.31903	67	0.015	16.87813	6	3.117
2389	Calibration	AOI	M026	Brightwell	NB	Jan-16	ATC	No	0107-3010	30107	30108	1859	1815	1.029	Yes	Yes	1617.531	1602	0.387	Yes	Yes	214.3275	169	3.302	27.24921	44	2.857
2390	Validation	AOI	M079	Outside Asda Superstore	SB	Jan-16	ATC	No	0010-3011	30010	30119	930	1020	2.893	Yes	Yes	816.3741	900	2.869	Yes	Yes	71.39553	89	1.991	42.06801	31	1.920
2391	Calibration	AOI	Jn 58	A14 / A12 Junc. - A12 Exit	NB	13/10/2016	MCC	No	0772-3010	30772	30105	1928	1901	0.612	Yes	Yes	1735.263	1710	0.607	Yes	Yes	151.8298	150	0.110	40.75226	41	0.037
2392	Calibration	AOI	Jn 58	A14 / A12 Junc. - Unknown Road Exit	NB	13/10/2016	MCC	No	0044-3035	30044	30356	61	59	0.246	Yes	Yes	53.75158	53	0.151	Yes	Yes	6.633339	6	0.314	0.183156	0	0.032
2393	Calibration	AOI	Jn 58	A14 / A12 Junc. - A14 EB Exit	EB	13/10/2016	MCC	No	0097-3010	30097	30101	571	566	0.173	Yes	Yes	523.3172	531	0.347	Yes	Yes	39.063	26	2.211	8.150451	9	0.188
2394	Calibration	AOI	Jn 58	A14 / A12 Junc. - A14 WB Exit	WB	13/10/2016	MCC	No	5010-3009	85010	30092	1054	1056	0.059	Yes	Yes	920.8761	903	0.593	Yes	Yes	90.65564	112	2.130	42.12593	41	0.249
2395	Calibration	AOI	0	JTC 12_B-Out	0	Jan-16	MCC	No	0029-3002	30029	30028	426	446	0.937	Yes	Yes	353.4525	374	1.052	Yes	Yes	59.87384	60	0.025	12.63473	12	0.192
2396	Calibration	AOI	0	JTC 11_B-Out	0	Jan-16	MCC	No	0799-3004	30799	30049	1245	1232	0.369	Yes	Yes	1022.595	995	0.858	Yes	Yes	117.6198	147	2.554	104.4118	89	1.537
2397	Calibration	AOI	0	JTC 10_B-Out	0	Jan-16	MCC	No	0061-3006	30061	30063	612	686	2.902	Yes	Yes	538.5832	623	3.514	Yes	Yes	61.45688	57	0.580	12.40407	6	2.066
2398	Calibration	AOI	0	Jn 43 A14 - Nacton Road to A14 EB Merge J57	0	Jan-16	MCC	No	0079-3008	30079	30081	535	517	0.807	Yes	Yes	465.5904	462	0.180	Yes	Yes	41.96155	41	0.163	27.5143	14	2.982
2399	Calibration	AOI	0	Jn 44 A14 - Nacton Road to A14 WB Merge J57	0	Jan-16	MCC	No	0080-3007	30080	30076	1184	1216	0.900	Yes	Yes	1048.116	1088	1.230	Yes	Yes	109.5252	101	0.823	26.85242	26	0.110
2400	Calibration	AOI	0	JTC 10_D-Out	0	Jan-16	MC	No	0062-3006	30062	30060	417	398	0.926	Yes	Yes	345.7277	342	0.203	Yes	Yes	49.78773	49	0.048	21.49152	7	3.873
2401	Calibration	AOI	0	JTC 11_D-Out	0	Jan-16	MCC	No	0795-3004	30795	30041	1024	1030	0.182	Yes	Yes	823.9662	826	0.057	Yes	Yes	125.1258	138	1.152	75.3189	66	1.072
2402	Calibration	AOI	0	JTC 14_E-Out	0	Jan-16	MCC	No	0010-3000	30010	30008	871	884	0.427	Yes	Yes	755.859	767	0.394	Yes	Yes	91.10176	93	0.241	24.05638	24	0.107
2403	Calibration	AOI	21	9-021 Suffolk. Newbourne Road East of A12. Eastb	EB	Jan-17	ATC	No	0611-3061	30611	30613	223	279	3.559	Yes	Yes	204.4089	256	3.385	Yes	Yes	14.21384	12	0.472	4.096193	11	2.467
2404	Calibration	AOI	26	39-026 Suffolk. Nacton Road South of A14. Southbo	SB	Jan-17	ATC	No	0080-3026	30080	30260	62	111	5.297	No	Yes	59.21727	90	3.575	Yes	Yes	2.349042	17	4.682	0.2526	4	2.608
2405	Validation	AOI	33	lk. Sproughton Road East of A14 West of Farthing I	EB	Jan-17	ATC	No	0029-3073	30029	30739	772	655	4.385	Yes	No	714.2054	559	6.141	No	No	51.34313	75	2.962	6.452565	21	3.882
2406	Validation	AOI	56	Foxhall Road[60M]West Of A12	WB	Jan-17	ATC	No	0609-3028	30609	30280	872	802	2.432	Yes	Yes	836.3347	762	2.633	Yes	Yes	34.15729	24	1.928	1.676786	16	4.843
2407	Validation	AOI	84	A137	NB	Jan-17	ATC	No	0061-3022	30061	30221	949	919	0.962	Yes	Yes	888.8542	823	2.242	Yes	Yes	49.56006	84	4.212	10.28937	12	0.534
2408	Validation	AOI	86	Nacton Road	NB	Jan-17	ATC	No	0078-3077	30078	30778	858	1047	6.094	No	No	805.6258	920	3.904	Yes	Yes	29.89689	100	8.666	22.96727	27	0.732
2409	Calibration	AOI	87 A	The Havens	NB	Jan-17	ATC	No	0079-3066	30079	30663	345	361	0.850	Yes	Yes	280.7982	284	0.174	Yes	Yes	41.53533	42	0.072	22.22877	35	2.354
2422	Validation	AOI	J2	A12 / Newbourne Road / Foxhall Road - Arm B	Entry	Jan-16	MCC	No	0611-3010	30611	30107	272	273	0.088	Yes	Yes	243.2132	246	0.165	Yes	Yes	17.87339	18	0.023	10.91318	10	0.379
2423	Validation	AOI	J2	A12 / Newbourne Road / Foxhall Road - Arm B	Exit	Jan-16	MCC	No	0107-3061	30107	30611	171	279	7.205	No	No	152.9024	256	7.196	No	No	11.23658	12	0.364	6.860862	11	1.337
2426	Calibration	AOI	J2	A12 / Newbourne Road / Foxhall Road - Arm D	Entry	Jan-16	MCC	No	0609-3010	30609	30107	419	386	1.644	Yes	Yes	374.6556	350	1.295	Yes	Yes	27.53291	29	0.196	16.81112	7	2.690
2427	Calibration	AOI	J2	A12 / Newbourne Road / Foxhall Road - Arm D	Exit	Jan-16	MCC	No	0107-3060	30107	30609	938	842	3.218	Yes	Yes	838.7277	799	1.373	Yes	Yes	61.63692	25	5.648	37.63444	18	3.722
2430	Calibration	AOI	J3	A12 / Barrack Square / Eagle Way - Arm B	Entry	Jan-16	MCC	No	0764-3011	30764	30110	573	584	0.454	Yes	Yes	512.3571	522	0.409	Yes	Yes	37.6524	39	0.288	22.98991	23	0.034
2431	Calibration	AOI	J3	A12 / Barrack Square / Eagle Way - Arm B	Exit	Jan-16	MCC	No	0110-3076	30110	30764	316	312	0.211	Yes	Yes	282.5565	279	0.224	Yes	Yes	20.76468	21	0.023	12.67855	13	0.026
2432	Calibration	AOI	J3	A12 / Barrack Square / Eagle Way - Arm C	Entry	Jan-16	MCC	No	0108-3011	30108	30110	1795	1815	0.471	Yes	Yes	1605.028	1602	0.075	Yes	Yes	117.9512	169	4.234	72.01899	44	3.628
2433	Calibration	AOI	J3	A12 / Barrack Square / Eagle Way - Arm C	Exit	Jan-16	MCC	No	0110-3010	30110	30109	2007	1950	1.283	Yes	Yes	1794.591	1727	1.614	Yes	Yes	131.882	165	2.691	80.52485	58	2.650
2434	Calibration	AOI	J3	A12 / Barrack Square / Eagle Way - Arm D	Entry	Jan-16	MCC	No	0284-3011	30284	30110	195	195	0.002	Yes	Yes	174.3624	174	0.016	Yes	Yes	12.81365	13	0.052	7.82379	8	0.001
2435	Calibration	AOI	J3	A12 / Barrack Square / Eagle Way - Arm D	Exit	Jan-16	MCC	No	0110-3028	30110	30284	249	249	0.008	Yes	Yes	222.6473	223	0.016	Yes	Yes	16.36204	16	0.090	9.990378	10	0.003
2438	Calibration	AOI	J4	A12 / Anson Road / Eagle Way - Arm B	Entry	Jan-16	MCC	No	0585-3011	30585	30111	876	864	0.392	Yes	Yes	783.2894	772	0.404	Yes	Yes	57.56284	61	0.476	35.14687	31	0.692
2439	Calibration	AOI	J4	A12 / Anson Road / Eagle Way - Arm B	Exit	Jan-16	MCC	No	0111-3058	30111	30585	608	616	0.318	Yes	Yes	543.6529	549	0.239	Yes	Yes	39.95229	40	0.034	24.39418	26	0.410
2442	Calibration	AOI	J4	A12 / Anson Road / Eagle Way - Arm D	Entry	Jan-16	MCC	No	0286-3011	30286	30111	103	103	0.037	Yes	Yes	92.0991	92	0.007	Yes	Yes	6.768233	7	0.088	4.132566	4	0.105
2443	Calibration	AOI	J4	A12 / Anson Road / Eagle Way - Arm D	Exit	Jan-16	MCC	No	0111-3028	30111	30286	259	259	0.023	Yes	Yes	231.589	232	0.022	Yes	Yes	17.01915	17	0.005	10.3916	10	0.015
2454	Calibration	AOI	J6	Main Road / Felixstowe Road - Arm A	Entry	Jan-16	MCC	No	0309-3030	30309	30308	345	273	4.097	Yes	Yes	308.4873	242	4.011	Yes	Yes	22.6703	23	0.071	13.84209	8	1.759
2455	Calibration	AOI	J6	Main Road / Felixstowe Road - Arm A	Exit	Jan-16	MCC	No	0308-3030	30308	30309	513	518	0.239	Yes	Yes	458.7072	464	0.263	Yes	Yes	33.70974	34	0.014	20.58259	20	0.063
2456	Calibration	AOI	J6	Main Road / Felixstowe Road - Arm B	Entry	Jan-16	MCC	No	0285-3030	30285	30308	443	329	5.817	No	No	396.1155	293	5.541	No	No	29.10997	18	2.375	17.77405	18	0.019
2457	Validation	AOI	J6	Main Road / Felixstowe Road - Arm B	Exit	Jan-16	MCC	No	0308-3028	30308	30285	162	163	0.065	Yes	Yes	144.8549	146	0.100	Yes	Yes	10.64518	11	0.084	6.499764	6	0.261
2466	Validation	AOI	J8	Hall Road / A1214 - Arm A	Entry	Jan-16	MCC	No	0397-3030	30397	30307	143	111	2.869	Yes	Yes	127.8657	102	2.389	Yes	Yes	9.396673	5	1.541	5.737446	3	1.191
2467	Validation	AOI	J8	Hall Road / A1214 - Arm A	Exit	Jan-16	MCC	No	0307-3039	30307	30397	174	217	3.103	Yes	Yes	155.5849	199	3.230	Yes	Yes	11.43371	10	0.388	6.981228	9	0.605
2482	Validation	AOI	J10	Northern Arm / A1214 / Ropes Drive - Arm C	Entry	Jan-16	MCC	No	0801-3041	30801	30410	164	193	2.168	Yes	Yes	146.6432	184	2.941	Yes	Yes	10.7766	7	1.222	6.580008	1	2.628
2483	Validation	AOI	J10	Northern Arm / A1214 / Ropes Drive - Arm C	Exit	Jan-16	MCC	No	0410-3080	30410	30801	317	381	3.447	Yes	Yes	283.4506	369	4.761	Yes	Yes	20.83039	11	2.461	12.71867	1	4.517

ID	Calibration / Validation	Area	Ref	Site Location	Dir	Date	Data Type	Duplicate?	Ref	A-Node	B-Node
2488	Validation	AOI	J11	A1214 / Ropes Drive - Arm B	Entry	Jan-16	MCC	No	0452-3041	30452	30417
2489	Validation	AOI	J11	A1214 / Ropes Drive - Arm B	Exit	Jan-16	MCC	No	0417-3045	30417	30452
2496	Calibration	AOI	J12a	Dobbs Lane / Foxhall Road / Hall Road - Arm C	Entry	Jan-16	MCC	No	0279-3028	30279	30280
2497	Calibration	AOI	J12a	Dobbs Lane / Foxhall Road / Hall Road - Arm C	Exit	Jan-16	MCC	No	0280-3027	30280	30279
2500	Calibration	AOI	J12b	Dobbs Lane / Foxhall Road / Hall Road - Arm A	Entry	Jan-16	MCC	No	0287-3028	30287	30280
2501	Calibration	AOI	J12b	Dobbs Lane / Foxhall Road / Hall Road - Arm A	Exit	Jan-16	MCC	No	0280-3028	30280	30287
2508	Validation	AOI	J13	ll Lane / Foxhall Road / Monument Farm Lane - Arm	Entry	Jan-16	MCC	No	0291-3027	30291	30278
2509	Validation	AOI	J13	ll Lane / Foxhall Road / Monument Farm Lane - Arm	Exit	Jan-16	MCC	No	0278-3029	30278	30291
2510	Validation	AOI	J13	ll Lane / Foxhall Road / Monument Farm Lane - Arm	Entry	Jan-16	MCC	No	0607-3027	30607	30278
2511	Validation	AOI	J13	ll Lane / Foxhall Road / Monument Farm Lane - Arm	Exit	Jan-16	MCC	No	0278-3060	30278	30607
2514	Validation	AOI	J13	ll Lane / Foxhall Road / Monument Farm Lane - Arm	Entry	Jan-16	MCC	No	0450-3027	30450	30278
2515	Validation	AOI	J13	ll Lane / Foxhall Road / Monument Farm Lane - Arm	Exit	Jan-16	MCC	No	0278-3045	30278	30450
2526	Calibration	AOI	J20a	rthern Arm / Newbourne Road / Southern Arm - Arm	Entry	Jan-16	MCC	No	0804-3061	30804	30613
2527	Calibration	AOI	J20a	rthern Arm / Newbourne Road / Southern Arm - Arm	Exit	Jan-16	MCC	No	0613-3080	30613	30804
2538	Calibration	AOI	J21	Ipswich Road / Newbourne Road - Arm A	Entry	Jan-16	MCC	No	0594-3062	30594	30620
2539	Calibration	AOI	J21	Ipswich Road / Newbourne Road - Arm A	Exit	Jan-16	MCC	No	0620-3059	30620	30594
2540	Calibration	AOI	J21	Ipswich Road / Newbourne Road - Arm B	Entry	Jan-16	MCC	No	0328-3062	70328	30620
2541	Calibration	AOI	J21	Ipswich Road / Newbourne Road - Arm B	Exit	Jan-16	MCC	No	0620-7032	30620	70328
2542	Calibration	AOI	J21	Ipswich Road / Newbourne Road - Arm C	Entry	Jan-16	MCC	No	0613-3062	30613	30620
2543	Calibration	AOI	J21	Ipswich Road / Newbourne Road - Arm C	Exit	Jan-16	MCC	No	0620-3061	30620	30613
2546	Calibration	AOI	J22	Barrack Square / Gloster Road - Arm B	Entry	Jan-16	MCC	No	0588-3076	30588	30764
2547	Calibration	AOI	J22	Barrack Square / Gloster Road - Arm B	Exit	Jan-16	MCC	No	0764-3058	30764	30588
2548	Calibration	AOI	J22	Barrack Square / Gloster Road - Arm C	Entry	Jan-16	MCC	No	0395-3076	30395	30764
2549	Calibration	AOI	J22	Barrack Square / Gloster Road - Arm C	Exit	Jan-16	MCC	No	0764-3039	30764	30395
2562	Calibration	AOI	J24a	elixstowe Road / Anson Road / Gloster Road - Arm	Entry	Jan-16	MCC	No	0588-3028	30588	30285
2563	Calibration	AOI	J24a	elixstowe Road / Anson Road / Gloster Road - Arm	Exit	Jan-16	MCC	No	0285-3058	30285	30588
2568	Calibration	AOI	J24b	elixstowe Road / Anson Road / Gloster Road - Arm	Entry	Jan-16	MCC	No	0587-3028	30587	30285
2569	Calibration	AOI	J24b	elixstowe Road / Anson Road / Gloster Road - Arm	Exit	Jan-16	MCC	No	0285-3058	30285	30587
2574	Calibration	AOI	J25	rstore Entrance / Anson Road / Beardmore Park - A	Entry	Jan-16	MCC	No	0586-3058	30586	30585
2575	Calibration	AOI	J25	rstore Entrance / Anson Road / Beardmore Park - A	Exit	Jan-16	MCC	No	0585-3058	30585	30586
2576	Calibration	AOI	J25	rstore Entrance / Anson Road / Beardmore Park - A	Entry	Jan-16	MCC	No	0285-3058	30285	30585
2577	Calibration	AOI	J25	rstore Entrance / Anson Road / Beardmore Park - A	Exit	Jan-16	MCC	No	0585-3028	30585	30285
2588	Calibration	AOI	J27	Kesgrave School Entrance - Arm A	Entry	Jan-16	MCC	No	0574-3045	30574	30453
2589	Calibration	AOI	J27	Kesgrave School Entrance - Arm A	Exit	Jan-16	MCC	No	0453-3057	30453	30574
3264	Validation	AOI	Site 1	racechurch Street, Debenham, just west of Low Roa	EB	Nov-18	ATC	No	3902-3922	3902	3922
3265	Validation	AOI	Site 1	racechurch Street Debenham, just west of Low Roa	WB	Nov-18	ATC	No	3922-3902	3922	3902
3268	Validation	AOI	Site 5	B1078, just west of Ashbocking Green	EB	Nov-18	deo link cou	No	3147-3149	3147	3149
3269	Validation	AOI	Site 5	B1078, just west of Ashbocking Green	WB	Nov-18	deo link cou	No	3149-3147	3149	3147
3270	Validation	AOI	Site 6	Lower Rd, between Henley Rd and Westerfield	EB	Nov-18	ATC	No	0343-3052	30343	30527
3271	Validation	AOI	Site 6	Lower Rd, between Henley Rd and Westerfield	WB	Nov-18	ATC	No	0527-3034	30527	30343
3272	Validation	AOI	1	A140/A1120 - Pains Hill Arm A approach	Entry Si	Nov-18	MCC	No	3907-3202	3907	3202
3273	Validation	AOI	1	A140/A1120 - Pains Hill Arm A exit	Exit NB	Nov-18	MCC	No	3202-3907	3202	3907
3274	Validation	AOI	1	A140/A1120 - Stowmarket Road Arm B approach	ntry W	Nov-18	MCC	No	3903-3202	3903	3202
3275	Validation	AOI	1	A140/A1120 - Stowmarket Road Arm B exit	Exit EB	Nov-18	MCC	No	3202-3903	3202	3903

PM Peak																
ALL VEHICLES					CAR					LGV			HGV			
Observed	Modelled	GEH	GEH Pass?	Flow Pass?	Observed	Modelled	GEH	GEH Pass?	Flow Pass?	Observed	Modelled	GEH	Observed	Modelled	GEH
332	220	6.756	No	No	296.8631	212	5.331	No	Yes	21.81605	8	3.629	13.3205	0	5.101
782	565	8.348	No	No	699.2378	550	5.957	No	No	51.386	15	6.322	31.3754	0	7.912
7	7	0.086	Yes	Yes	6.259162	6	0.080	Yes	Yes	0.459977	0	0.296	0.280854	0	0.257
7	8	0.289	Yes	Yes	6.259162	7	0.154	Yes	Yes	0.459977	0	0.140	0.280854	1	0.670
67	67	0.034	Yes	Yes	59.90912	60	0.026	Yes	Yes	4.402637	4	0.196	2.688174	3	0.049
128	133	0.401	Yes	Yes	114.4532	120	0.552	Yes	Yes	8.411008	9	0.051	5.135616	4	0.744
117	155	3.239	Yes	Yes	104.6174	144	3.497	Yes	Yes	7.688187	10	0.771	4.694274	1	2.035
123	352	14.868	No	No	109.9824	341	15.395	No	No	8.082453	11	0.799	4.935006	0	2.743
916	797	4.072	Yes	Yes	819.0561	746	2.602	Yes	Yes	60.19128	34	3.807	36.75175	16	3.926
513	521	0.351	Yes	Yes	458.7072	470	0.522	Yes	Yes	33.70974	41	1.207	20.58259	10	2.726
466	568	4.506	Yes	No	416.6814	515	4.549	Yes	Yes	30.62133	45	2.269	18.69685	9	2.573
859	647	7.730	No	No	768.0886	594	6.690	No	No	56.44575	37	2.853	34.4648	16	3.575
124	123	0.112	Yes	Yes	110.8766	111	0.005	Yes	Yes	8.148164	8	0.056	4.975128	4	0.543
98	171	6.314	No	Yes	87.62827	159	6.393	No	Yes	6.439678	6	0.176	3.931956	7	1.199
137	137	0.016	Yes	Yes	122.5007	122	0.020	Yes	Yes	9.002407	9	0.044	5.496714	6	0.070
66	72	0.690	Yes	Yes	59.01496	63	0.562	Yes	Yes	4.336926	5	0.280	2.648052	3	0.418
19	18	0.125	Yes	Yes	16.98915	17	0.022	Yes	Yes	1.248509	1	0.109	0.762318	0	0.430
34	34	0.001	Yes	Yes	30.40164	31	0.056	Yes	Yes	2.234174	2	0.161	1.364148	1	0.059
100	99	0.104	Yes	Yes	89.4166	89	0.047	Yes	Yes	6.5711	6	0.195	4.0122	4	0.050
156	155	0.074	Yes	Yes	139.4899	139	0.042	Yes	Yes	10.25092	10	0.079	6.259032	6	0.069
243	240	0.187	Yes	Yes	217.2823	215	0.135	Yes	Yes	15.96777	15	0.133	9.749646	9	0.124
264	247	1.041	Yes	Yes	236.0598	221	0.965	Yes	Yes	17.3477	16	0.360	10.59221	10	0.185
360	360	0.018	Yes	Yes	321.8998	322	0.006	Yes	Yes	23.65596	24	0.070	14.44392	14	0.025
82	81	0.058	Yes	Yes	73.32161	73	0.038	Yes	Yes	5.388302	5	0.170	3.290004	3	0.102
451	452	0.049	Yes	Yes	403.2689	404	0.019	Yes	Yes	29.63566	30	0.056	18.09502	18	0.085
126	128	0.169	Yes	Yes	112.6649	115	0.176	Yes	Yes	8.279586	8	0.052	5.055372	5	0.079
136	136	0.016	Yes	Yes	121.6066	122	0.001	Yes	Yes	8.936696	9	0.001	5.456592	6	0.083
85	85	0.049	Yes	Yes	76.00411	76	0.003	Yes	Yes	5.585435	6	0.172	3.41037	3	0.034
546	546	0.011	Yes	Yes	488.2146	488	0.010	Yes	Yes	35.87821	36	0.020	21.90661	22	0.037
507	506	0.038	Yes	Yes	453.3422	453	0.029	Yes	Yes	33.31548	33	0.058	20.34185	20	0.021
413	405	0.373	Yes	Yes	369.2906	364	0.297	Yes	Yes	27.13864	27	0.004	16.57039	15	0.465
286	197	5.760	No	Yes	255.7315	176	5.419	No	Yes	18.79335	9	2.596	11.47489	11	0.044
68	67	0.122	Yes	Yes	60.80329	61	0.024	Yes	Yes	4.468348	4	0.228	2.728296	2	0.471
43	41	0.285	Yes	Yes	38.44914	38	0.073	Yes	Yes	2.825573	3	0.102	1.725246	0	1.624
111	120	0.784	Yes	Yes	70	106	3.767	Yes	Yes	40	9	6.337	0	5	2.849
87	103	1.626	Yes	Yes	61	81	2.466	Yes	Yes	26	18	1.840	0	4	2.609
348	272	4.296	Yes	Yes	331	233	5.862	No	Yes	16	30	2.817	0	10	4.114
322	234	5.298	No	Yes	290	192	6.306	No	Yes	31	35	0.743	1	7	2.626
317	282	2.029	Yes	Yes	189	262	4.863	Yes	Yes	127	15	13.218	1	4	1.944
204	277	4.705	Yes	Yes	137	252	8.202	No	No	66	19	7.232	0	6	3.221
560	658	3.967	Yes	Yes	454	527	3.293	Yes	Yes	77	82	0.556	29	49	3.209
641	776	5.087	No	No	511	649	5.763	No	No	90	73	1.888	41	54	1.976
268	358	5.104	No	Yes	220	289	4.290	Yes	Yes	39	56	2.477	9	14	1.441
347	428	4.115	Yes	Yes	292	368	4.171	Yes	Yes	44	40	0.603	10	19	2.384

Appendix B

JOURNEY TIME ROUTE PERFORMANCE SUMMARY

Public

Journey time routes used for calibration and validation

		AM Peak				
ID	Name	Observed (s)	Modelled (s)	Diff	%	Pass?
1	1-EB	374	378	4	1%	Yes
2	1-WB	398	429	31	8%	Yes
3	2-EB	424	426	2	0%	Yes
4	2-WB	446	482	36	8%	Yes
5	3-EB	497	485	-12	-2%	Yes
6	3-WB	548	534	-14	-3%	Yes
7	4-EB	379	371	-8	-2%	Yes
8	4-WB	412	427	16	4%	Yes
9	5-EB	349	341	-8	-2%	Yes
10	5-WB	342	332	-10	-3%	Yes
11	6-SB	357	395	38	11%	Yes
12	6-NB	358	383	25	7%	Yes
13	7-EB	432	514	82	19%	No
14	7-WB	419	428	9	2%	Yes
15	8-EB	526	549	23	4%	Yes
16	8-WB	505	535	30	6%	Yes
17	9-NB	891	791	-100	-11%	Yes
18	9-SB	500	491	-9	-2%	Yes
19	10-NB	619	608	-11	-2%	Yes
20	10-SB	755	631	-125	-16%	No
21	11-EB	814	851	37	5%	Yes
22	11-WB	845	909	64	8%	Yes
23	12-NB	472	511	39	8%	Yes
24	12-SB	479	513	33	7%	Yes
25	13-NB	506	497	-9	-2%	Yes
26	13-SB	509	497	-12	-2%	Yes
27	14-NB	747	761	14	2%	Yes
28	14-SB	768	750	-18	-2%	Yes
29	15-NB	430	535	105	24%	No
30	15-SB	531	469	-62	-12%	Yes
31	16-NB	654	637	-16	-3%	Yes
32	16-SB	757	723	-33	-4%	Yes
33	17-NB	487	512	24	5%	Yes
34	17-SB	478	493	14	3%	Yes
35	18-NB	735	713	-22	-3%	Yes
36	18-SB	491	524	33	7%	Yes
37	19-NB	508	500	-8	-2%	Yes
38	19-SB	518	529	11	2%	Yes
39	20-NB	336	306	-31	-9%	Yes
40	20-SB	340	305	-35	-10%	Yes
41	21-EB	601	598	-4	-1%	Yes
42	21-WB	674	635	-39	-6%	Yes
43	22-EB	610	606	-4	-1%	Yes
44	22-WB	657	697	41	6%	Yes
45	23-EB	623	585	-38	-6%	Yes
46	23-WB	637	583	-54	-9%	Yes

		AM Peak				
ID	Name	Observed (s)	Modelled (s)	Diff	%	Pass?
47	24-NB	377	378	1	0%	Yes
48	24-SB	400	402	2	1%	Yes
49	25-EB	396	399	3	1%	Yes
50	25-WB	401	416	15	4%	Yes
51	26-NB	719	762	43	6%	Yes
52	26-SB	741	813	72	10%	Yes
53	27-NB	745	739	-7	-1%	Yes
54	27-SB	769	832	63	8%	Yes
55	28-NB	590	591	1	0%	Yes
56	28-SB	583	646	64	11%	Yes
57	29-NB	799	724	-74	-9%	Yes
58	29-SB	885	706	-179	-20%	No
59	30-EB	810	813	2	0%	Yes
60	30-WB	822	763	-59	-7%	Yes
61	31-NB	487	494	7	1%	Yes
62	31-SB	491	497	6	1%	Yes
63	32-EB	652	621	-31	-5%	Yes
64	32-WB	658	639	-19	-3%	Yes
65	33-NB	454	488	34	7%	Yes
66	33-SB	449	509	60	13%	Yes
67	34-EB	557	588	30	5%	Yes
68	34-WB	514	539	26	5%	Yes
69	35-NB	806	860	54	7%	Yes
70	35-SB	787	841	54	7%	Yes
71	36-EB	553	541	-13	-2%	Yes
72	36-WB	596	614	18	3%	Yes
73	37-EB	1077	754	-323	-30%	No
74	37-WB	676	629	-47	-7%	Yes
75	38-SB	810	799	-11	-1%	Yes
76	38-NB	858	804	-54	-6%	Yes
77	39-NB	359	497	138	38%	No
78	39-SB	468	453	-14	-3%	Yes
79	40-NB	1324	980	-343	-26%	No
80	40-SB	887	958	71	8%	Yes
81	41-NB	682	663	-18	-3%	Yes
82	41-SB	684	683	-2	0%	Yes
83	42-NB	841	780	-61	-7%	Yes
84	42-SB	855	777	-78	-9%	Yes
85	43-NB	589	532	-57	-10%	Yes
86	43-SB	587	539	-48	-8%	Yes
87	44-EB	537	493	-44	-8%	Yes
88	44-WB	358	497	140	39%	No
89	45-EB	778	789	11	1%	Yes
90	45-WB	780	1029	249	32%	No
91	46-EB	701	667	-34	-5%	Yes
92	46-WB	662	657	-5	-1%	Yes

		AM Peak				
ID	Name	Observed (s)	Modelled (s)	Diff	%	Pass?
93	47-EB	740	806	66	9%	Yes
94	47-WB	762	800	38	5%	Yes
95	48-NB	758	685	-74	-10%	Yes
96	48-SB	773	700	-73	-9%	Yes
97	49-NB	506	481	-25	-5%	Yes
98	49-SB	507	486	-21	-4%	Yes
99	50-EB	560	544	-15	-3%	Yes
100	50-WB	636	673	37	6%	Yes
101	51-EB	675	649	-26	-4%	Yes
102	51-WB	696	683	-13	-2%	Yes
103	52-EB	411	419	8	2%	Yes
104	52-WB	421	419	-2	0%	Yes
105	53-EB	485	510	24	5%	Yes
106	53-WB	481	507	27	6%	Yes
107	54-EB	291	291	0	0%	Yes
108	54-WB	305	310	4	1%	Yes
109	55-NB	466	504	39	8%	Yes
110	55-SB	418	403	-14	-3%	Yes
111	56-NB	526	565	39	7%	Yes
112	56-SB	547	534	-12	-2%	Yes
113	57-EB	539	546	7	1%	Yes
114	57-WB	593	559	-34	-6%	Yes
115	58-NB	614	704	90	15%	Yes
116	58-SB	647	653	7	1%	Yes
117	59-EB	552	633	81	15%	Yes
118	59-WB	604	661	57	9%	Yes
119	60-NB	827	886	59	7%	Yes
120	60-SB	793	795	2	0%	Yes
121	61-EB	1669	1522	-147	-9%	Yes
122	61-WB	1808	1665	-143	-8%	Yes
123	62-EB	1771	1736	-36	-2%	Yes
124	62-WB	1643	1537	-106	-6%	Yes
125	63-EB	1003	877	-126	-13%	Yes
126	63-WB	1192	999	-193	-16%	No
127	64-EB	299	314	15	5%	Yes
128	64-WB	373	321	-52	-14%	Yes
129	101-NB	330	410	80	24%	No
130	101-SB	343	356	13	4%	Yes
131	102-NB	500	568	67	13%	Yes
132	102-SB	330	578	247	75%	No
133	103-EB	301	362	61	20%	No
134	103-WB	294	345	51	17%	Yes
135	104-NB	186	522	336	181%	No
136	104-SB	349	400	51	15%	Yes
137	105-EB	412	462	50	12%	Yes
138	105-WB	389	365	-24	-6%	Yes

		AM Peak				
ID	Name	Observed (s)	Modelled (s)	Diff	%	Pass?
139	106-EB	439	470	31	7%	Yes
140	106-WB	430	487	57	13%	Yes
141	200-NB	615	643	28	5%	Yes
142	200-SB	657	677	19	3%	Yes
143	201-NB	919	879	-40	-4%	Yes
144	201-SB	923	896	-27	-3%	Yes
145	202-EB	565	551	-14	-2%	Yes
146	202-WB	559	557	-2	0%	Yes
147	203-EB	270	275	5	2%	Yes
148	203-WB	282	276	-6	-2%	Yes
149	204-EB	697	750	54	8%	Yes
150	204-WB	769	881	112	15%	Yes
151	205-NB	370	383	13	3%	Yes
152	205-SB	361	389	28	8%	Yes
153	206-NB	317	370	53	17%	Yes
154	206-SB	293	342	49	17%	Yes
155	207-EB	575	619	44	8%	Yes
156	207-WB	557	593	36	6%	Yes
157	300-EB	622	637	16	3%	Yes
158	300-WB	540	535	-5	-1%	Yes
159	301-NB	495	512	17	3%	Yes
160	301-SB	356	369	13	4%	Yes
161	302-EB	579	542	-36	-6%	Yes
162	302-WB	525	580	55	10%	Yes
163	303-EB	653	671	18	3%	Yes
164	303-WB	524	585	61	12%	Yes
165	304-NB	889	701	-188	-21%	No
166	304-SB	685	665	-20	-3%	Yes
167	305-NB	236	271	35	15%	Yes
168	305-SB	244	278	34	14%	Yes
169	306-EB	443	455	11	3%	Yes
170	306-WB	461	459	-2	-1%	Yes
171	307-NB	493	509	16	3%	Yes
172	307-SB	638	573	-65	-10%	Yes
173	308-EB	227	266	39	17%	Yes
174	308-WB	702	406	-296	-42%	No
175	309-EB	560	562	2	0%	Yes
176	309-WB	526	559	33	6%	Yes
177	310-NB	522	556	34	6%	Yes
178	310-SB	544	630	86	16%	No
179	311-EB	974	1068	94	10%	Yes
180	311-WB	1144	916	-228	-20%	No
181	312-EB	450	490	40	9%	Yes
182	312-WB	451	497	45	10%	Yes
183	313-EB	661	494	-168	-25%	No
184	313-WB	791	535	-256	-32%	No

ID	Name	AM Peak				
		Observed (s)	Modelled (s)	Diff	%	Pass?
185	314-NB	473	324	-149	-32%	No
186	314-SB	287	307	20	7%	Yes
187	315-NB	197	189	-8	-4%	Yes
188	315-SB	201	213	12	6%	Yes
189	316-NB	238	314	76	32%	No
190	316-SB	319	338	19	6%	Yes
191	Star Lane	246	286	39	16%	Yes
192	B1078-EB	1357	1423	65	5%	Yes
193	B1078-WB	1361	1429	68	5%	Yes
194	A1120 WB	1934	2166	232	12%	Yes
195	A1120 EB	1941	1934	-7	0%	Yes
196	WB via Tuddenham	1293	1363	71	5%	Yes
197	EB via Tuddenham	1357	1242	-115	-8%	Yes
204	B1078 EB-1	717	797	80	11%	Yes
205	B1078 EB-2	640	633	-7	-1%	Yes
206	B1078 WB-2	647	639	-8	-1%	Yes
207	B1078 WB-1	714	793	78	11%	Yes
208	Claydon-Tuddenham EB	856	751	-105	-12%	Yes
209	Tuddenham-Woodbridge EB	501	491	-10	-2%	Yes
210	Tuddehnam-Woodbridge WB	473	492	19	4%	Yes
211	Claydon-Tuddenham WB	819	872	52	6%	Yes
212	A1120 EB-1	955	899	-56	-6%	Yes
213	A1120 EB-2	987	1043	57	6%	Yes
214	A1120 WB-2	982	1039	57	6%	Yes
215	A1120 WB-1	952	1130	178	19%	No

		Interpeak				
ID	Name	Observed (s)	Modelled (s)	Diff	%	Pass?
1	1-EB	382	382	0	0%	Yes
2	1-WB	378	383	5	1%	Yes
3	2-EB	434	426	-8	-2%	Yes
4	2-WB	427	422	-5	-1%	Yes
5	3-EB	510	481	-29	-6%	Yes
6	3-WB	513	482	-31	-6%	Yes
7	4-EB	383	367	-16	-4%	Yes
8	4-WB	390	364	-26	-7%	Yes
9	5-EB	348	325	-23	-6%	Yes
10	5-WB	330	304	-27	-8%	Yes
11	6-SB	346	356	10	3%	Yes
12	6-NB	344	359	15	4%	Yes
13	7-EB	406	418	12	3%	Yes
14	7-WB	402	400	-2	0%	Yes
15	8-EB	514	543	29	6%	Yes
16	8-WB	508	521	13	3%	Yes
17	9-NB	522	528	5	1%	Yes
18	9-SB	490	490	0	0%	Yes
19	10-NB	598	608	9	2%	Yes
20	10-SB	612	570	-42	-7%	Yes
21	11-EB	821	839	18	2%	Yes
22	11-WB	845	850	5	1%	Yes
23	12-NB	480	497	16	3%	Yes
24	12-SB	490	495	5	1%	Yes
25	13-NB	513	487	-27	-5%	Yes
26	13-SB	518	486	-32	-6%	Yes
27	14-NB	769	751	-17	-2%	Yes
28	14-SB	767	747	-20	-3%	Yes
29	15-NB	423	575	152	36%	No
30	15-SB	526	437	-88	-17%	No
31	16-NB	667	622	-45	-7%	Yes
32	16-SB	777	700	-77	-10%	Yes
33	17-NB	483	463	-20	-4%	Yes
34	17-SB	480	477	-3	-1%	Yes
35	18-NB	506	500	-6	-1%	Yes
36	18-SB	495	509	15	3%	Yes
37	19-NB	500	477	-22	-4%	Yes
38	19-SB	506	499	-7	-1%	Yes
39	20-NB	332	304	-27	-8%	Yes
40	20-SB	318	303	-15	-5%	Yes
41	21-EB	595	594	-1	0%	Yes
42	21-WB	603	616	13	2%	Yes
43	22-EB	614	602	-12	-2%	Yes
44	22-WB	625	624	-1	0%	Yes
45	23-EB	620	574	-46	-7%	Yes
46	23-WB	622	576	-46	-7%	Yes
47	24-NB	384	379	-4	-1%	Yes

		Interpeak				
ID	Name	Observed (s)	Modelled (s)	Diff	%	Pass?
48	24-SB	377	381	4	1%	Yes
49	25-EB	404	401	-3	-1%	Yes
50	25-WB	397	401	5	1%	Yes
51	26-NB	718	769	51	7%	Yes
52	26-SB	732	779	47	6%	Yes
53	27-NB	738	703	-34	-5%	Yes
54	27-SB	761	702	-59	-8%	Yes
55	28-NB	579	559	-20	-4%	Yes
56	28-SB	574	558	-16	-3%	Yes
57	29-NB	799	702	-97	-12%	Yes
58	29-SB	820	698	-122	-15%	Yes
59	30-EB	794	771	-24	-3%	Yes
60	30-WB	780	741	-39	-5%	Yes
61	31-NB	483	494	11	2%	Yes
62	31-SB	499	494	-5	-1%	Yes
63	32-EB	634	605	-28	-4%	Yes
64	32-WB	640	606	-34	-5%	Yes
65	33-NB	462	461	-2	0%	Yes
66	33-SB	453	465	11	2%	Yes
67	34-EB	510	548	39	8%	Yes
68	34-WB	508	524	16	3%	Yes
69	35-NB	795	766	-28	-4%	Yes
70	35-SB	789	780	-9	-1%	Yes
71	36-EB	561	538	-24	-4%	Yes
72	36-WB	572	538	-34	-6%	Yes
73	37-EB	661	613	-47	-7%	Yes
74	37-WB	670	595	-76	-11%	Yes
75	38-SB	899	796	-104	-12%	Yes
76	38-NB	902	794	-108	-12%	Yes
77	39-NB	370	458	88	24%	No
78	39-SB	502	453	-50	-10%	Yes
79	40-NB	819	933	114	14%	Yes
80	40-SB	820	923	103	13%	Yes
81	41-NB	694	670	-24	-3%	Yes
82	41-SB	703	674	-30	-4%	Yes
83	42-NB	842	769	-74	-9%	Yes
84	42-SB	846	772	-74	-9%	Yes
85	43-NB	583	523	-60	-10%	Yes
86	43-SB	595	523	-72	-12%	Yes
87	44-EB	558	499	-60	-11%	Yes
88	44-WB	384	495	110	29%	No
89	45-EB	777	752	-25	-3%	Yes
90	45-WB	786	752	-34	-4%	Yes
91	46-EB	691	651	-41	-6%	Yes
92	46-WB	676	653	-23	-3%	Yes
93	47-EB	771	803	32	4%	Yes
94	47-WB	767	801	34	4%	Yes

		Interpeak				
ID	Name	Observed (s)	Modelled (s)	Diff	%	Pass?
95	48-NB	755	682	-73	-10%	Yes
96	48-SB	763	690	-73	-10%	Yes
97	49-NB	492	460	-32	-7%	Yes
98	49-SB	489	458	-31	-6%	Yes
99	50-EB	573	548	-25	-4%	Yes
100	50-WB	567	627	60	11%	Yes
101	51-EB	673	648	-25	-4%	Yes
102	51-WB	684	655	-28	-4%	Yes
103	52-EB	423	416	-7	-2%	Yes
104	52-WB	429	410	-18	-4%	Yes
105	53-EB	487	505	18	4%	Yes
106	53-WB	498	494	-3	-1%	Yes
107	54-EB	287	290	3	1%	Yes
108	54-WB	296	290	-6	-2%	Yes
109	55-NB	476	475	-2	0%	Yes
110	55-SB	444	390	-54	-12%	Yes
111	56-NB	516	534	18	4%	Yes
112	56-SB	520	539	18	4%	Yes
113	57-EB	534	518	-16	-3%	Yes
114	57-WB	560	526	-34	-6%	Yes
115	58-NB	476	641	165	35%	No
116	58-SB	517	621	104	20%	No
117	59-EB	557	604	48	9%	Yes
118	59-WB	578	604	25	4%	Yes
119	60-NB	737	938	201	27%	No
120	60-SB	752	826	75	10%	Yes
121	61-EB	1358	1492	134	10%	Yes
122	61-WB	1369	1544	175	13%	Yes
123	62-EB	1297	1564	268	21%	No
124	62-WB	1246	1423	177	14%	Yes
125	63-EB	738	858	120	16%	No
126	63-WB	723	903	180	25%	No
127	64-EB	299	301	2	1%	Yes
128	64-WB	367	303	-64	-18%	No
129	101-NB	324	369	45	14%	Yes
130	101-SB	338	355	17	5%	Yes
131	102-NB	502	533	31	6%	Yes
132	102-SB	320	603	283	88%	No
133	103-EB	295	371	77	26%	No
134	103-WB	302	358	56	18%	Yes
135	104-NB	191	521	330	173%	No
136	104-SB	354	397	43	12%	Yes
137	105-EB	377	435	58	15%	Yes
138	105-WB	363	423	61	17%	No
139	106-EB	422	471	49	12%	Yes
140	106-WB	420	501	81	19%	No
141	200-NB	610	629	19	3%	Yes

		Interpeak				
ID	Name	Observed (s)	Modelled (s)	Diff	%	Pass?
142	200-SB	610	634	25	4%	Yes
143	201-NB	923	871	-52	-6%	Yes
144	201-SB	913	870	-43	-5%	Yes
145	202-EB	559	546	-13	-2%	Yes
146	202-WB	564	547	-17	-3%	Yes
147	203-EB	270	272	2	1%	Yes
148	203-WB	274	275	1	0%	Yes
149	204-EB	705	752	47	7%	Yes
150	204-WB	726	791	65	9%	Yes
151	205-NB	388	389	1	0%	Yes
152	205-SB	377	386	8	2%	Yes
153	206-NB	309	362	52	17%	Yes
154	206-SB	292	340	48	16%	Yes
155	207-EB	582	617	35	6%	Yes
156	207-WB	567	595	28	5%	Yes
157	300-EB	535	553	18	3%	Yes
158	300-WB	548	531	-17	-3%	Yes
159	301-NB	358	385	27	8%	Yes
160	301-SB	331	380	49	15%	Yes
161	302-EB	454	519	64	14%	Yes
162	302-WB	468	547	80	17%	No
163	303-EB	510	600	90	18%	No
164	303-WB	513	581	68	13%	Yes
165	304-NB	654	631	-23	-4%	Yes
166	304-SB	637	626	-11	-2%	Yes
167	305-NB	220	264	43	20%	Yes
168	305-SB	221	268	47	21%	Yes
169	306-EB	432	434	3	1%	Yes
170	306-WB	456	449	-7	-2%	Yes
171	307-NB	450	489	39	9%	Yes
172	307-SB	452	500	48	11%	Yes
173	308-EB	207	278	71	34%	No
174	308-WB	365	423	58	16%	Yes
175	309-EB	515	569	54	11%	Yes
176	309-WB	509	568	58	11%	Yes
177	310-NB	467	553	86	18%	No
178	310-SB	530	629	99	19%	No
179	311-EB	722	814	92	13%	Yes
180	311-WB	741	822	81	11%	Yes
181	312-EB	427	486	59	14%	Yes
182	312-WB	438	489	51	12%	Yes
183	313-EB	424	488	65	15%	No
184	313-WB	475	517	41	9%	Yes
185	314-NB	276	323	47	17%	Yes
186	314-SB	277	313	36	13%	Yes
187	315-NB	180	188	8	4%	Yes
188	315-SB	194	209	15	7%	Yes

		Interpeak				
ID	Name	Observed (s)	Modelled (s)	Diff	%	Pass?
189	316-NB	205	316	111	54%	No
190	316-SB	250	341	91	36%	No
191	Star Lane	212	253	40	19%	Yes
192	B1078-EB	1351	1372	22	2%	Yes
193	B1078-WB	1365	1373	8	1%	Yes
194	A1120 WB	1951	1913	-38	-2%	Yes
195	A1120 EB	1962	1903	-59	-3%	Yes
196	WB via Tuddenham	1192	1186	-5	0%	Yes
197	EB via Tuddenham	1212	1173	-38	-3%	Yes
198	B1078 EB-1	715	747	32	4%	Yes
199	B1078 EB-2	635	627	-8	-1%	Yes
200	B1078 WB-2	648	628	-20	-3%	Yes
201	B1078 WB-1	717	745	28	4%	Yes
202	Claydon-Tuddenham EB	732	696	-36	-5%	Yes
203	Tuddehnam-Woddbridge EB	479	477	-2	0%	Yes
204	Tuddenham-Woodbridge WB	467	464	-3	-1%	Yes
205	Claydon-Tuddenham WB	725	723	-2	0%	Yes
206	A1120 EB-1	943	866	-77	-8%	Yes
207	A1120 EB-2	1019	1039	21	2%	Yes
208	A1120 WB-2	1000	1036	36	4%	Yes
209	A1120 WB-1	951	879	-72	-8%	Yes

		PM Peak				
ID	Name	Observed (s)	Modelled (s)	Diff	%	Pass?
1	1-EB	386	422	36	9%	Yes
2	1-WB	372	384	11	3%	Yes
3	2-EB	445	470	25	6%	Yes
4	2-WB	420	428	8	2%	Yes
5	3-EB	525	536	11	2%	Yes
6	3-WB	503	488	-15	-3%	Yes
7	4-EB	392	408	17	4%	Yes
8	4-WB	383	370	-13	-3%	Yes
9	5-EB	351	346	-5	-1%	Yes
10	5-WB	332	319	-14	-4%	Yes
11	6-SB	350	385	35	10%	Yes
12	6-NB	356	386	31	9%	Yes
13	7-EB	416	460	45	11%	Yes
14	7-WB	425	448	23	5%	Yes
15	8-EB	514	555	41	8%	Yes
16	8-WB	503	546	42	8%	Yes
17	9-NB	710	707	-3	0%	Yes
18	9-SB	488	500	12	2%	Yes
19	10-NB	731	646	-85	-12%	Yes
20	10-SB	641	584	-57	-9%	Yes
21	11-EB	809	873	64	8%	Yes
22	11-WB	819	856	37	4%	Yes
23	12-NB	463	512	49	11%	Yes
24	12-SB	476	497	21	4%	Yes
25	13-NB	497	506	8	2%	Yes
26	13-SB	497	486	-11	-2%	Yes
27	14-NB	914	780	-134	-15%	Yes
28	14-SB	727	744	16	2%	Yes
29	15-NB	449	510	60	13%	Yes
30	15-SB	505	529	24	5%	Yes
31	16-NB	698	647	-51	-7%	Yes
32	16-SB	769	740	-29	-4%	Yes
33	17-NB	473	489	17	4%	Yes
34	17-SB	478	515	37	8%	Yes
35	18-NB	497	541	44	9%	Yes
36	18-SB	496	857	361	73%	No
37	19-NB	502	506	4	1%	Yes
38	19-SB	503	522	19	4%	Yes
39	20-NB	348	314	-34	-10%	Yes
40	20-SB	318	303	-15	-5%	Yes
41	21-EB	651	654	3	0%	Yes
42	21-WB	602	620	18	3%	Yes
43	22-EB	616	661	45	7%	Yes
44	22-WB	624	635	11	2%	Yes
45	23-EB	614	587	-27	-4%	Yes
46	23-WB	621	578	-44	-7%	Yes

		PM Peak				
ID	Name	Observed (s)	Modelled (s)	Diff	%	Pass?
47	24-NB	379	413	34	9%	Yes
48	24-SB	373	382	9	2%	Yes
49	25-EB	391	416	24	6%	Yes
50	25-WB	395	404	9	2%	Yes
51	26-NB	710	829	119	17%	No
52	26-SB	799	782	-16	-2%	Yes
53	27-NB	742	785	43	6%	Yes
54	27-SB	759	734	-25	-3%	Yes
55	28-NB	579	615	36	6%	Yes
56	28-SB	579	602	23	4%	Yes
57	29-NB	825	808	-17	-2%	Yes
58	29-SB	847	730	-117	-14%	Yes
59	30-EB	859	791	-68	-8%	Yes
60	30-WB	798	784	-14	-2%	Yes
61	31-NB	477	500	23	5%	Yes
62	31-SB	485	494	9	2%	Yes
63	32-EB	619	629	10	2%	Yes
64	32-WB	638	623	-15	-2%	Yes
65	33-NB	451	481	29	7%	Yes
66	33-SB	448	490	42	9%	Yes
67	34-EB	499	545	45	9%	Yes
68	34-WB	511	532	21	4%	Yes
69	35-NB	810	834	24	3%	Yes
70	35-SB	779	863	84	11%	Yes
71	36-EB	554	551	-3	-1%	Yes
72	36-WB	601	573	-28	-5%	Yes
73	37-EB	675	657	-18	-3%	Yes
74	37-WB	654	645	-9	-1%	Yes
75	38-SB	885	799	-85	-10%	Yes
76	38-NB	846	802	-44	-5%	Yes
77	39-NB	348	464	115	33%	No
78	39-SB	479	460	-19	-4%	Yes
79	40-NB	1088	981	-107	-10%	Yes
80	40-SB	968	992	25	3%	Yes
81	41-NB	670	675	5	1%	Yes
82	41-SB	687	682	-4	-1%	Yes
83	42-NB	820	773	-46	-6%	Yes
84	42-SB	829	778	-51	-6%	Yes
85	43-NB	566	530	-36	-6%	Yes
86	43-SB	602	535	-67	-11%	Yes
87	44-EB	541	501	-41	-8%	Yes
88	44-WB	365	494	129	35%	No
89	45-EB	743	803	60	8%	Yes
90	45-WB	775	785	9	1%	Yes
91	46-EB	667	665	-2	0%	Yes
92	46-WB	669	659	-10	-1%	Yes

		PM Peak				
ID	Name	Observed (s)	Modelled (s)	Diff	%	Pass?
93	47-EB	741	804	63	9%	Yes
94	47-WB	763	802	39	5%	Yes
95	48-NB	761	687	-74	-10%	Yes
96	48-SB	754	705	-49	-7%	Yes
97	49-NB	500	486	-13	-3%	Yes
98	49-SB	483	472	-11	-2%	Yes
99	50-EB	571	628	57	10%	Yes
100	50-WB	565	581	16	3%	Yes
101	51-EB	664	666	2	0%	Yes
102	51-WB	680	657	-23	-3%	Yes
103	52-EB	406	422	16	4%	Yes
104	52-WB	424	412	-12	-3%	Yes
105	53-EB	517	539	22	4%	Yes
106	53-WB	517	500	-17	-3%	Yes
107	54-EB	285	302	17	6%	Yes
108	54-WB	297	296	-1	0%	Yes
109	55-NB	489	494	5	1%	Yes
110	55-SB	450	401	-49	-11%	Yes
111	56-NB	525	545	21	4%	Yes
112	56-SB	546	570	24	4%	Yes
113	57-EB	547	544	-3	-1%	Yes
114	57-WB	599	549	-50	-8%	Yes
115	58-NB	652	721	69	11%	Yes
116	58-SB	769	680	-89	-12%	Yes
117	59-EB	551	643	92	17%	No
118	59-WB	571	634	63	11%	Yes
119	60-NB	791	944	154	19%	No
120	60-SB	797	864	67	8%	Yes
121	61-EB	1859	1603	-256	-14%	Yes
122	61-WB	1685	1749	64	4%	Yes
123	62-EB	1724	1696	-27	-2%	Yes
124	62-WB	1977	1541	-435	-22%	No
125	63-EB	1093	925	-169	-15%	No
126	63-WB	883	991	107	12%	Yes
127	64-EB	308	342	34	11%	Yes
128	64-WB	364	320	-43	-12%	Yes
129	101-NB	321	376	54	17%	Yes
130	101-SB	385	404	19	5%	Yes
131	102-NB	498	535	37	7%	Yes
132	102-SB	313	614	301	96%	No
133	103-EB	294	355	61	21%	No
134	103-WB	353	352	-1	0%	Yes
135	104-NB	184	537	353	192%	No
136	104-SB	335	398	63	19%	No
137	105-EB	400	439	38	10%	Yes
138	105-WB	365	442	77	21%	No

		PM Peak				
ID	Name	Observed (s)	Modelled (s)	Diff	%	Pass?
139	106-EB	442	472	30	7%	Yes
140	106-WB	443	556	112	25%	No
141	200-NB	614	637	23	4%	Yes
142	200-SB	624	654	30	5%	Yes
143	201-NB	918	877	-41	-4%	Yes
144	201-SB	894	879	-15	-2%	Yes
145	202-EB	537	554	17	3%	Yes
146	202-WB	542	552	10	2%	Yes
147	203-EB	252	273	20	8%	Yes
148	203-WB	274	276	2	1%	Yes
149	204-EB	705	801	96	14%	Yes
150	204-WB	724	797	73	10%	Yes
151	205-NB	387	391	5	1%	Yes
152	205-SB	367	382	16	4%	Yes
153	206-NB	303	372	70	23%	No
154	206-SB	294	342	48	16%	Yes
155	207-EB	579	624	46	8%	Yes
156	207-WB	559	592	33	6%	Yes
157	300-EB	616	593	-24	-4%	Yes
158	300-WB	612	546	-65	-11%	Yes
159	301-NB	394	400	6	2%	Yes
160	301-SB	424	436	12	3%	Yes
161	302-EB	500	519	18	4%	Yes
162	302-WB	590	580	-10	-2%	Yes
163	303-EB	563	689	127	22%	No
164	303-WB	511	601	90	18%	No
165	304-NB	702	656	-46	-7%	Yes
166	304-SB	651	646	-5	-1%	Yes
167	305-NB	235	269	35	15%	Yes
168	305-SB	238	271	33	14%	Yes
169	306-EB	428	443	14	3%	Yes
170	306-WB	459	505	46	10%	Yes
171	307-NB	587	512	-74	-13%	Yes
172	307-SB	591	517	-74	-13%	Yes
173	308-EB	232	290	57	25%	Yes
174	308-WB	525	440	-86	-16%	No
175	309-EB	543	580	37	7%	Yes
176	309-WB	519	589	71	14%	Yes
177	310-NB	731	570	-160	-22%	No
178	310-SB	638	648	10	2%	Yes
179	311-EB	829	872	44	5%	Yes
180	311-WB	928	938	10	1%	Yes
181	312-EB	438	488	49	11%	Yes
182	312-WB	447	490	43	10%	Yes
183	313-EB	453	527	74	16%	No
184	313-WB	683	661	-21	-3%	Yes

		PM Peak				
ID	Name	Observed (s)	Modelled (s)	Diff	%	Pass?
185	314-NB	284	335	50	18%	Yes
186	314-SB	281	321	41	15%	Yes
187	315-NB	180	189	9	5%	Yes
188	315-SB	186	209	24	13%	Yes
189	316-NB	243	332	89	37%	No
190	316-SB	312	354	42	13%	Yes
191	Star Lane	336	344	7	2%	Yes
192	B1078-EB	1315	1417	101	8%	Yes
193	B1078-WB	1341	1410	69	5%	Yes
194	A1120 WB	1921	1950	29	2%	Yes
195	A1120 EB	1880	1931	51	3%	Yes
196	WB via Tuddenham	1323	1281	-42	-3%	Yes
197	EB via Tuddenham	1275	1249	-25	-2%	Yes
204	B1078 EB-1	700	786	86	12%	Yes
205	B1078 EB-2	615	637	22	3%	Yes
206	B1078 WB-2	632	633	2	0%	Yes
207	B1078 WB-1	709	778	69	10%	Yes
208	Claydon-Tuddenham EB	783	752	-31	-4%	Yes
209	Tuddenham-Woodbridge EB	492	498	6	1%	Yes
210	Tuddehnam-Woodbridge WB	480	480	0	0%	Yes
211	Claydon-Tuddenham WB	843	801	-41	-5%	Yes
212	A1120 EB-1	893	893	1	0%	Yes
213	A1120 EB-2	987	1043	56	6%	Yes
214	A1120 WB-2	974	1039	65	7%	Yes
215	A1120 WB-1	946	913	-33	-4%	Yes

Appendix C

SCREENLINE SUMMARY

Public

Screenline			AM Peak															
			All				Car				LGV				HGV			
ID	Name	Type	Observed	Modelled	Difference	GEH	Observed	Modelled	Difference	GEH	Observed	Modelled	Difference	GEH	Observed	Modelled	Difference	GEH
1	Screenline 18 South - Inbound	Calibration	1419	1451	2%	0.858	1191	1192	0%	0.028	192	193	1%	0.072	36	66	85%	4.271
2	Screenline 18 South - Outbound	Calibration	1328	1357	2%	0.788	1115	1113	0%	0.042	180	180	0%	0.026	34	64	89%	4.298
3	Lowestoft Screenline 1 - NB	Calibration	2204	2206	0%	0.041	1846	1847	0%	0.033	299	299	0%	0.014	60	60	0%	0.033
4	Lowestoft Screenline 1 - SB	Calibration	1682	1680	0%	0.052	1408	1407	0%	0.030	228	227	-1%	0.080	47	47	0%	0.030
5	Lowestoft Screenline 2 - NB	Calibration	2862	2865	0%	0.069	2402	2406	0%	0.086	388	387	0%	0.030	72	72	0%	0.010
6	Lowestoft Screenline 2 - SB	Calibration	2092	2093	0%	0.035	1755	1756	0%	0.015	283	284	0%	0.041	53	53	0%	0.035
7	Screenline 18 North - Inbound	Calibration	1192	1189	0%	0.099	978	976	0%	0.062	178	176	-1%	0.120	37	37	0%	0.019
8	Screenline 18 North - Outbound	Calibration	1452	1452	0%	0.001	1251	1255	0%	0.116	164	159	-3%	0.358	38	38	1%	0.062
9	Lowestoft Screenline 4 - EB	Validation	1744	1611	-8%	3.265	1376	1273	-7%	2.824	295	270	-8%	1.471	74	67	-8%	0.740
10	Lowestoft Screenline 4 - WB	Validation	1739	1545	-11%	4.779	1394	1217	-13%	4.907	265	268	1%	0.199	80	60	-25%	2.343
11	Lowestoft Screenline 5 - NB	Validation	2419	2324	-4%	1.951	2038	1977	-3%	1.361	280	284	2%	0.252	101	63	-38%	4.227
12	Lowestoft Screenline 5 - SB	Validation	1732	1780	3%	1.139	1400	1471	5%	1.875	247	261	6%	0.860	85	48	-44%	4.535
13	Lowestoft Screenline 6 - NB	Validation	1357	1387	2%	0.805	1155	1207	5%	1.519	162	146	-10%	1.311	40	34	-15%	1.000
14	Lowestoft Screenline 6 - SB	Validation	1023	1035	1%	0.378	844	854	1%	0.361	149	146	-2%	0.237	30	34	15%	0.793
15	East / West Screenline 1 (western)-EB	Validation	3614	3556	-2%	0.968	3291	3124	-5%	2.949	228	306	34%	4.779	95	126	32%	2.938
16	East / West Screenline 1 (western)-WB	Validation	3487	3373	-3%	1.955	3125	2813	-10%	5.735	278	450	62%	9.005	84	110	31%	2.649
17	East / West Screenline 2 (North West)-EB	Calibration	2176	2191	1%	0.320	1970	1976	0%	0.144	135	141	5%	0.519	72	75	3%	0.288
18	East / West Screenline 2 (North West)-WB	Calibration	1586	1615	2%	0.732	1414	1427	1%	0.335	118	133	12%	1.308	54	56	4%	0.272
19	East / West Screenline 3 (South West)-EB	Calibration	2707	2710	0%	0.059	2520	2526	0%	0.106	157	155	-1%	0.107	30	29	-3%	0.170
20	East / West Screenline 3 (South West)-WB	Calibration	1681	1717	2%	0.878	1471	1493	2%	0.574	183	187	2%	0.267	27	37	39%	1.842
21	East / West Screenline 4 (East)-EB	Calibration	2996	3007	0%	0.198	2684	2705	1%	0.393	234	222	-5%	0.782	78	80	3%	0.256
22	East / West Screenline 4 (East)-WB	Calibration	2936	2997	2%	1.130	2625	2683	2%	1.131	228	233	2%	0.322	83	81	-2%	0.178
23	East / West Screenline 5 (Far East)-EB	Validation	2062	2065	0%	0.069	1812	1842	2%	0.702	206	195	-6%	0.812	44	28	-35%	2.560
24	East / West Screenline 5 (Far East)-WB	Validation	1193	1163	-3%	0.878	1052	1006	-4%	1.408	115	116	1%	0.065	26	41	55%	2.485
25	East / West Screenline 6 (Central)-EB	Validation	2717	2914	7%	3.715	2428	2624	8%	3.898	232	230	-1%	0.094	57	60	5%	0.348
26	East / West Screenline 6 (Central)-WB	Validation	3550	4060	14%	8.269	3193	3699	16%	8.607	280	285	2%	0.279	76	77	0%	0.012
27	North / South Screenline 1 (NW)-NB	Calibration	881	930	6%	1.623	815	855	5%	1.394	50	59	17%	1.174	17	17	0%	0.016
28	North / South Screenline 1 (NW)-SB	Calibration	1762	1769	0%	0.188	1652	1660	0%	0.197	76	75	-1%	0.116	34	35	3%	0.147
29	North / south Screenline 2 (Southern)-NB	Validation	3552	3412	-4%	2.362	3351	2984	-11%	6.514	155	332	114%	11.338	46	97	109%	5.957

Screenline			AM Peak															
			All				Car				LGV				HGV			
ID	Name	Type	Observed	Modelled	Difference	GEH	Observed	Modelled	Difference	GEH	Observed	Modelled	Difference	GEH	Observed	Modelled	Difference	GEH
30	North / south Screenline 2 (Southern)-SB	Validation	2886	3121	8%	4.291	2642	2676	1%	0.663	193	343	78%	9.181	52	102	98%	5.781
35	Screenline 1 - Inbound	Calibration	2380	2372	0%	0.153	1960	1959	0%	0.041	333	328	-1%	0.230	87	85	-2%	0.156
36	Screenline 1 - Outbound	Calibration	2671	2674	0%	0.053	2193	2200	0%	0.144	372	368	-1%	0.202	106	106	0%	0.012
37	Screenline 2 - Inbound	Calibration	1538	1539	0%	0.019	1245	1248	0%	0.088	211	208	-1%	0.202	82	82	1%	0.058
38	Screenline 2 - Outbound	Calibration	1747	1745	0%	0.047	1426	1425	0%	0.024	242	241	0%	0.050	79	78	0%	0.033
39	Screenline 3 - Inbound	Calibration	3162	3183	1%	0.373	2601	2617	1%	0.312	441	445	1%	0.199	120	120	1%	0.081
40	Screenline 3 - Outbound	Calibration	2730	2707	-1%	0.427	2228	2168	-3%	1.269	378	392	4%	0.730	124	147	19%	1.970
41	Screenline 4 - Inbound	Calibration	1552	1583	2%	0.799	1295	1330	3%	0.951	220	217	-1%	0.173	37	37	-1%	0.039
42	Screenline 4 - Outbound	Calibration	1559	1577	1%	0.463	1311	1303	-1%	0.227	222	224	1%	0.087	25	51	99%	4.088
43	Screenline 5 - Inbound	Calibration	2149	2142	0%	0.154	1768	1766	0%	0.040	300	294	-2%	0.363	81	82	1%	0.090
44	Screenline 5 - Outbound	Calibration	1733	1735	0%	0.042	1405	1408	0%	0.077	238	237	0%	0.059	90	89	0%	0.020
45	Screenline 6 - Inbound	Calibration	4406	4411	0%	0.078	3562	3575	0%	0.217	604	601	-1%	0.139	239	235	-2%	0.283
46	Screenline 6 - Outbound	Calibration	4335	4334	0%	0.013	3486	3482	0%	0.067	591	590	0%	0.077	257	262	2%	0.307
47	Screenline 7 - Inbound	Calibration	715	694	-3%	0.788	926	580	-37%	12.610	157	99	-37%	5.108	61	15	-76%	7.469
48	Screenline 7 - Outbound	Calibration	618	610	-1%	0.342	849	512	-40%	12.925	144	86	-40%	5.402	44	12	-73%	6.022
49	Screenline 8 - Inbound	Calibration	811	901	11%	3.082	646	708	10%	2.387	110	137	25%	2.508	56	56	0%	0.030
50	Screenline 8 - Outbound	Calibration	1315	1315	0%	0.011	1078	1078	0%	0.006	183	184	0%	0.059	54	54	-1%	0.082
51	Screenline 9 - Southbound	Calibration	1268	1267	0%	0.035	1014	1012	0%	0.061	172	172	0%	0.024	82	82	0%	0.040
52	Screenline 9 - Northbound	Calibration	1069	1069	0%	0.013	848	848	0%	0.026	144	143	-1%	0.086	78	78	0%	0.017
53	Screenline 10 - Westbound	Calibration	1244	1253	1%	0.257	993	996	0%	0.101	168	169	0%	0.054	82	88	6%	0.565
54	Screenline 10 - Eastbound	Calibration	690	699	1%	0.320	550	554	1%	0.181	93	94	0%	0.036	48	51	8%	0.543
55	Screenline 11 - Northbound	Calibration	879	905	3%	0.873	687	687	0%	0.025	116	116	0%	0.049	76	102	34%	2.754
56	Screenline 11 - Southbound	Calibration	1046	1035	-1%	0.332	822	814	-1%	0.296	139	138	-1%	0.109	84	83	-1%	0.104
57	Screenline 12 - Eastbound	Calibration	961	963	0%	0.073	783	786	0%	0.118	133	132	0%	0.037	46	45	-1%	0.093
58	Screenline 12 - Westbound	Calibration	941	948	1%	0.203	766	770	1%	0.145	130	131	1%	0.077	45	47	3%	0.198
59	Screenline 13 - Northbound	Calibration	1467	1470	0%	0.056	1132	1130	0%	0.059	192	192	0%	0.006	144	148	3%	0.338
60	Screenline 13 - Southbound	Calibration	2380	2387	0%	0.153	1900	1898	0%	0.057	322	324	1%	0.109	157	165	5%	0.632
61	Screenline 14 - Northbound	Calibration	1251	1256	0%	0.139	988	993	0%	0.148	168	168	0%	0.038	96	95	0%	0.025
62	Screenline 14 - Southbound	Calibration	1134	1133	0%	0.015	863	863	0%	0.001	146	146	0%	0.032	125	125	0%	0.012
63	Screenline 15 - Northbound	Calibration	818	818	0%	0.008	661	658	0%	0.098	112	113	1%	0.070	45	47	3%	0.229
64	Screenline 15 - Southbound	Calibration	980	979	0%	0.029	804	812	1%	0.287	136	141	4%	0.418	40	26	-35%	2.427
71	SEGWay Screenline 1 - Inbound	Calibration	755	764	1%	0.305	619	625	1%	0.244	105	107	2%	0.189	32	32	1%	0.069
72	SEGWay Screenline 1 - Outbound	Calibration	913	907	-1%	0.180	747	747	0%	0.004	127	126	-1%	0.097	39	35	-11%	0.700
73	SEGWay Screenline 2 - NB	Calibration	590	587	0%	0.095	475	473	0%	0.086	82	81	0%	0.039	33	33	0%	0.014
74	SEGWay Screenline 2 - SB	Calibration	695	692	0%	0.083	560	557	0%	0.095	96	97	0%	0.048	39	38	-1%	0.065
75	SEGWay Screenline 3 - NB	Calibration	1051	1051	0%	0.002	854	851	0%	0.089	145	149	2%	0.255	52	51	-1%	0.079
76	SEGWay Screenline 3 - SB	Calibration	1011	973	-4%	1.210	827	790	-5%	1.318	141	141	0%	0.027	42	42	-1%	0.048
77	SEGWay Screenline 4 - Inbound	Calibration	1019	1020	0%	0.033	825	826	0%	0.024	140	141	1%	0.068	53	53	-1%	0.057

Screenline			AM Peak															
			All				Car				LGV				HGV			
ID	Name	Type	Observed	Modelled	Difference	GEH	Observed	Modelled	Difference	GEH	Observed	Modelled	Difference	GEH	Observed	Modelled	Difference	GEH
78	SEGWay Screenline 4 - Outbound	Calibration	915	919	0%	0.133	736	741	1%	0.193	125	126	0%	0.044	54	53	-3%	0.231
79	SEGWay Screenline 5 - Inbound	Calibration	941	942	0%	0.016	782	783	0%	0.056	133	132	0%	0.043	27	26	-2%	0.114
80	SEGWay Screenline 5 - Outbound	Calibration	678	678	0%	0.019	564	564	0%	0.013	96	95	-1%	0.052	19	19	-2%	0.066
81	SEGWay Screenline 6 - Inbound	Calibration	2536	2534	0%	0.025	2081	2080	0%	0.030	353	353	0%	0.021	101	101	0%	0.028
82	SEGWay Screenline 6 - Outbound	Calibration	1987	1973	-1%	0.315	1605	1596	-1%	0.233	272	272	0%	0.026	110	106	-4%	0.414
83	SEGWay Screenline 7 - NB	Calibration	1278	1281	0%	0.075	1017	1020	0%	0.084	197	197	0%	0.014	64	64	0%	0.023
84	SEGWay Screenline 7 - SB	Calibration	1808	1808	0%	0.014	1428	1428	0%	0.006	282	283	0%	0.064	98	98	0%	0.026
85	SEGWay Screenline 8 - EB	Calibration	1071	1073	0%	0.066	854	855	0%	0.057	162	163	0%	0.051	55	54	0%	0.023
86	SEGWay Screenline 8 - WB	Calibration	1106	1107	0%	0.025	878	879	0%	0.026	171	171	0%	0.031	58	57	-1%	0.041
87	SEGWay Screenline 9 - NEB	Validation	816	886	9%	2.395	639	695	9%	2.150	131	144	10%	1.120	47	48	3%	0.179
88	SEGWay Screenline 9 - SWB	Validation	1098	1065	-3%	1.004	861	822	-4%	1.329	177	177	0%	0.005	60	65	9%	0.691
89	SEGWay Screenline 10 - EB	Validation	934	770	-17%	5.589	756	616	-18%	5.313	128	110	-14%	1.648	50	44	-12%	0.877
90	SEGWay Screenline 10 - WB	Validation	1072	1091	2%	0.593	877	885	1%	0.262	149	154	3%	0.387	46	53	15%	0.994
91	North / South Screenline 1 (NE)-NB	Calibration	882	882	0%	0.010	793	801	1%	0.299	76	77	1%	0.103	14	4	-71%	3.236
92	North / South Screenline 1 (NE)-SB	Calibration	1158	1168	1%	0.287	1066	1073	1%	0.223	83	86	4%	0.318	9	9	-5%	0.151
93	Ipswich (Inner) East Inbound	Calibration	2530	2563	1%	0.641	2239	2267	1%	0.592	230	234	2%	0.258	61	61	0%	0.039
94	Ipswich (Inner) East Outbound	Calibration	2618	2588	-1%	0.583	2201	2216	1%	0.319	328	306	-7%	1.274	89	67	-25%	2.502
95	Ipswich (Inner) West Inbound	Calibration	5321	5369	1%	0.649	4928	4945	0%	0.242	303	307	1%	0.211	90	117	30%	2.626
96	Ipswich (Inner) West Outbound	Calibration	3977	4076	2%	1.556	3596	3659	2%	1.056	293	315	7%	1.250	89	102	15%	1.367
97	Ipswich (Inner) SE Inbound	Calibration	2024	2061	2%	0.800	1811	1834	1%	0.551	168	179	7%	0.850	46	48	3%	0.213
98	Ipswich (Inner) SE Outbound	Calibration	1879	1893	1%	0.321	1710	1717	0%	0.153	127	127	0%	0.002	42	49	18%	1.119
99	Ipswich (Outer) North - Inbound	Calibration	1679	1758	5%	1.904	1537	1576	3%	0.993	108	115	6%	0.595	34	67	99%	4.713
100	Ipswich (Outer) North - Outbound	Calibration	1346	1349	0%	0.079	1178	1173	0%	0.131	133	133	1%	0.071	36	42	18%	1.051
101	Ipswich (Outer) East - Inbound	Calibration	2472	2473	0%	0.004	2071	2077	0%	0.147	318	320	1%	0.107	84	76	-10%	0.938
102	Ipswich (Outer) East - Outbound	Calibration	2369	2396	1%	0.551	1984	1994	0%	0.221	311	311	0%	0.002	74	91	23%	1.879
103	Ipswich (Outer) South - Inbound	Calibration	3111	3111	0%	0.009	2462	2463	0%	0.022	304	298	-2%	0.359	345	350	2%	0.304
104	Ipswich (Outer) South - Outbound	Calibration	1521	1530	1%	0.227	1294	1301	1%	0.197	170	172	1%	0.145	57	57	0%	0.015
105	Ipswich (Outer) West - Inbound	Calibration	3276	3309	1%	0.567	2594	2602	0%	0.151	437	448	2%	0.499	245	260	6%	0.904
106	Ipswich (Outer) West - Outbound	Calibration	2772	2789	1%	0.322	2062	2082	1%	0.456	443	446	1%	0.170	267	260	-3%	0.457

Screenline		
ID	Name	Type
107	INR Screenline Eastbound	Validation
108	INR Screenline Westbound	Validation

AM Peak															
All				Car				LGV				HGV			
Observed	Modelled	Difference	GEH	Observed	Modelled	Difference	GEH	Observed	Modelled	Difference	GEH	Observed	Modelled	Difference	GEH
7329	7302	0%	0.610	5947	6079	2%	1.702	1046	861	-18%	5.980	336	362	8%	1.410
7126	7464	5%	5.230	5734	6252	9%	6.690	934	757	-19%	6.068	458	455	-1%	0.131

Screenline			Interpeak															
			All				Car				LGV				HGV			
ID	Name	Type	Observed	Modelled	Difference	GEH	Observed	Modelled	Difference	GEH	Observed	Modelled	Difference	GEH	Observed	Modelled	Difference	GEH
1	Screenline 18 South - Inbound	Calibration	1324	1340	1%	0.437	1116	1115	0%	0.019	173	174	1%	0.093	35	51	44%	2.345
2	Screenline 18 South - Outbound	Calibration	1345	1363	1%	0.467	1134	1134	0%	0.000	175	175	0%	0.008	36	53	48%	2.592
3	Lowestoft Screenline 1 - NB	Calibration	1824	1823	0%	0.017	1528	1528	0%	0.009	241	241	0%	0.040	54	54	0%	0.033
4	Lowestoft Screenline 1 - SB	Calibration	1871	1868	0%	0.061	1567	1566	0%	0.022	248	246	-1%	0.085	56	56	-1%	0.060
5	Lowestoft Screenline 2 - NB	Calibration	2469	2474	0%	0.090	2082	2087	0%	0.126	322	321	0%	0.053	66	65	-1%	0.041
6	Lowestoft Screenline 2 - SB	Calibration	2631	2621	0%	0.194	2218	2208	0%	0.212	343	343	0%	0.017	70	70	0%	0.041
7	Screenline 18 North - Inbound	Calibration	1050	1043	-1%	0.233	871	865	-1%	0.206	147	146	-1%	0.114	32	32	0%	0.018
8	Screenline 18 North - Outbound	Calibration	1026	999	-3%	0.831	855	828	-3%	0.905	141	141	0%	0.033	29	30	1%	0.036
9	Lowestoft Screenline 4 - EB	Validation	1663	1560	-6%	2.573	1336	1269	-5%	1.860	251	241	-4%	0.607	77	50	-35%	3.346
10	Lowestoft Screenline 4 - WB	Validation	1660	1589	-4%	1.756	1326	1292	-3%	0.932	250	238	-5%	0.794	84	59	-29%	2.916
11	Lowestoft Screenline 5 - NB	Validation	1857	1967	6%	2.515	1592	1659	4%	1.663	197	254	29%	3.752	68	54	-20%	1.717
12	Lowestoft Screenline 5 - SB	Validation	2013	2228	11%	4.668	1728	1872	8%	3.382	208	292	41%	5.341	77	64	-17%	1.542
13	Lowestoft Screenline 6 - NB	Validation	939	949	1%	0.323	789	794	1%	0.174	125	128	2%	0.222	25	27	10%	0.492
14	Lowestoft Screenline 6 - SB	Validation	904	964	7%	1.978	754	806	7%	1.877	122	130	6%	0.699	28	28	1%	0.030
15	East / West Screenline 1 (western)-EB	Validation	2469	2482	1%	0.265	2162	2012	-7%	3.282	224	321	43%	5.890	83	149	80%	6.129
16	East / West Screenline 1 (western)-WB	Validation	2630	2375	-10%	5.101	2319	1903	-18%	9.055	226	335	48%	6.516	85	137	61%	4.915
17	East / West Screenline 2 (North West)-EB	Calibration	1464	1476	1%	0.308	1296	1306	1%	0.263	109	112	2%	0.240	59	58	0%	0.028
18	East / West Screenline 2 (North West)-WB	Calibration	1443	1444	0%	0.017	1267	1264	0%	0.102	117	121	4%	0.393	59	59	0%	0.000
19	East / West Screenline 3 (South West)-EB	Calibration	1715	1719	0%	0.104	1544	1548	0%	0.102	141	141	1%	0.063	30	29	-1%	0.082
20	East / West Screenline 3 (South West)-WB	Calibration	1647	1652	0%	0.125	1489	1495	0%	0.134	138	138	0%	0.022	20	20	-2%	0.077
21	East / West Screenline 4 (East)-EB	Calibration	2636	2645	0%	0.170	2356	2368	1%	0.254	210	205	-2%	0.293	71	71	1%	0.071
22	East / West Screenline 4 (East)-WB	Calibration	2826	2809	-1%	0.314	2502	2486	-1%	0.312	229	228	0%	0.058	95	95	0%	0.022
23	East / West Screenline 5 (Far East)-EB	Validation	1156	1042	-10%	3.460	981	870	-11%	3.628	138	149	8%	0.889	37	22	-40%	2.750
24	East / West Screenline 5 (Far East)-WB	Validation	1221	1164	-5%	1.643	1039	1000	-4%	1.225	149	133	-11%	1.317	33	31	-6%	0.351
25	East / West Screenline 6 (Central)-EB	Validation	2323	2521	9%	4.028	2063	2189	6%	2.734	181	276	53%	6.286	79	56	-29%	2.764
26	East / West Screenline 6 (Central)-WB	Validation	2481	2653	7%	3.408	2181	2304	6%	2.590	210	280	33%	4.479	89	69	-23%	2.264
27	North / South Screenline 1 (NW)-NB	Calibration	864	877	1%	0.437	789	796	1%	0.244	51	56	9%	0.653	24	25	5%	0.255
28	North / South Screenline 1 (NW)-SB	Calibration	786	816	4%	1.060	719	747	4%	1.045	51	52	3%	0.243	16	16	0%	0.011
29	North / south Screenline 2 (Southern)-NB	Validation	2413	2434	1%	0.424	2159	1971	-9%	4.143	189	321	70%	8.312	65	142	117%	7.508

Screenline			Interpeak															
			All				Car				LGV				HGV			
ID	Name	Type	Observed	Modelled	Difference	GEH	Observed	Modelled	Difference	GEH	Observed	Modelled	Difference	GEH	Observed	Modelled	Difference	GEH
30	North / south Screenline 2 (Southern)-SB	Validation	2258	2424	7%	3.426	2016	1948	-3%	1.541	180	334	85%	9.599	62	142	130%	7.966
35	Screenline 1 - Inbound	Calibration	1818	1819	0%	0.016	1435	1435	0%	0.007	288	288	0%	0.012	95	95	1%	0.064
36	Screenline 1 - Outbound	Calibration	1873	1871	0%	0.034	1484	1484	0%	0.002	298	298	0%	0.030	90	89	-1%	0.094
37	Screenline 2 - Inbound	Calibration	1289	1288	0%	0.021	1005	1005	0%	0.007	202	201	0%	0.046	82	81	0%	0.039
38	Screenline 2 - Outbound	Calibration	1249	1248	0%	0.026	971	972	0%	0.016	195	194	-1%	0.110	83	83	0%	0.010
39	Screenline 3 - Inbound	Calibration	2345	2362	1%	0.352	1851	1868	1%	0.383	372	373	0%	0.030	122	122	0%	0.002
40	Screenline 3 - Outbound	Calibration	2565	2555	0%	0.199	2037	2019	-1%	0.390	409	413	1%	0.210	120	123	3%	0.292
41	Screenline 4 - Inbound	Calibration	1152	1148	0%	0.093	935	940	0%	0.139	188	180	-4%	0.598	28	29	2%	0.126
42	Screenline 4 - Outbound	Calibration	1143	1182	3%	1.146	926	927	0%	0.039	186	182	-2%	0.314	31	73	138%	5.859
43	Screenline 5 - Inbound	Calibration	1465	1468	0%	0.076	1156	1158	0%	0.076	232	232	0%	0.007	77	77	1%	0.051
44	Screenline 5 - Outbound	Calibration	1387	1389	0%	0.059	1094	1097	0%	0.084	220	219	-1%	0.079	73	74	1%	0.067
45	Screenline 6 - Inbound	Calibration	2907	2913	0%	0.111	2221	2225	0%	0.086	446	447	0%	0.062	240	241	0%	0.040
46	Screenline 6 - Outbound	Calibration	2945	2955	0%	0.182	2246	2249	0%	0.082	451	455	1%	0.160	249	251	1%	0.163
47	Screenline 7 - Inbound	Calibration	561	544	-3%	0.724	830	436	-47%	15.662	167	88	-47%	6.985	53	20	-62%	5.434
48	Screenline 7 - Outbound	Calibration	544	534	-2%	0.429	864	428	-50%	17.153	174	86	-51%	7.697	49	20	-59%	4.899
49	Screenline 8 - Inbound	Calibration	645	734	14%	3.357	497	552	11%	2.427	100	133	33%	3.050	49	49	-1%	0.046
50	Screenline 8 - Outbound	Calibration	659	701	6%	1.600	504	531	5%	1.173	101	116	15%	1.419	54	54	0%	0.034
51	Screenline 9 - Southbound	Calibration	961	961	0%	0.011	741	742	0%	0.026	149	148	-1%	0.088	71	71	0%	0.000
52	Screenline 9 - Northbound	Calibration	957	960	0%	0.076	740	742	0%	0.088	149	148	0%	0.041	69	69	1%	0.055
53	Screenline 10 - Westbound	Calibration	663	664	0%	0.048	501	502	0%	0.047	101	100	0%	0.044	61	62	1%	0.078
54	Screenline 10 - Eastbound	Calibration	646	647	0%	0.055	488	489	0%	0.045	98	98	0%	0.027	61	61	0%	0.018
55	Screenline 11 - Northbound	Calibration	604	604	0%	0.004	434	434	0%	0.029	87	86	-1%	0.138	83	84	2%	0.197
56	Screenline 11 - Southbound	Calibration	618	618	0%	0.000	438	438	0%	0.009	88	87	-1%	0.079	92	93	1%	0.095
57	Screenline 12 - Eastbound	Calibration	642	644	0%	0.069	498	500	0%	0.067	100	100	0%	0.037	44	45	1%	0.094
58	Screenline 12 - Westbound	Calibration	645	650	1%	0.159	502	505	1%	0.169	101	100	0%	0.046	43	44	2%	0.111
59	Screenline 13 - Northbound	Calibration	1569	1565	0%	0.095	1177	1176	0%	0.039	237	235	0%	0.075	155	154	-1%	0.103
60	Screenline 13 - Southbound	Calibration	1751	1752	0%	0.029	1319	1322	0%	0.079	265	264	0%	0.050	167	166	0%	0.064
61	Screenline 14 - Northbound	Calibration	789	789	0%	0.005	569	569	0%	0.012	114	115	0%	0.047	106	106	-1%	0.065
62	Screenline 14 - Southbound	Calibration	828	827	0%	0.034	601	601	0%	0.008	121	120	-1%	0.087	107	107	0%	0.015
63	Screenline 15 - Northbound	Calibration	574	573	0%	0.028	446	445	0%	0.049	90	90	0%	0.018	38	38	1%	0.032
64	Screenline 15 - Southbound	Calibration	561	563	0%	0.057	438	439	0%	0.076	88	87	-1%	0.121	36	37	2%	0.146
71	SEGWay Screenline 1 - Inbound	Calibration	705	714	1%	0.335	560	567	1%	0.295	111	112	1%	0.087	33	34	3%	0.172
72	SEGWay Screenline 1 - Outbound	Calibration	703	704	0%	0.024	559	559	0%	0.012	111	111	-1%	0.054	33	34	3%	0.158
73	SEGWay Screenline 2 - NB	Calibration	436	435	0%	0.041	349	348	0%	0.071	65	65	0%	0.013	23	23	2%	0.078
74	SEGWay Screenline 2 - SB	Calibration	459	458	0%	0.028	367	366	0%	0.048	68	68	0%	0.034	24	24	2%	0.120
75	SEGWay Screenline 3 - NB	Calibration	873	872	0%	0.028	691	691	0%	0.001	135	133	-1%	0.162	47	48	2%	0.154
76	SEGWay Screenline 3 - SB	Calibration	869	868	0%	0.060	690	689	0%	0.025	135	134	-1%	0.130	44	45	1%	0.059
77	SEGWay Screenline 4 - Inbound	Calibration	818	817	0%	0.044	638	638	0%	0.019	127	125	-2%	0.184	53	54	2%	0.175

Screenline			Interpeak															
			All				Car				LGV				HGV			
ID	Name	Type	Observed	Modelled	Difference	GEH	Observed	Modelled	Difference	GEH	Observed	Modelled	Difference	GEH	Observed	Modelled	Difference	GEH
78	SEGWay Screenline 4 - Outbound	Calibration	828	833	1%	0.164	647	650	0%	0.108	128	128	0%	0.014	53	55	4%	0.291
79	SEGWay Screenline 5 - Inbound	Calibration	509	508	0%	0.055	402	401	0%	0.067	81	81	0%	0.021	26	26	1%	0.055
80	SEGWay Screenline 5 - Outbound	Calibration	503	502	0%	0.044	397	396	0%	0.053	80	80	0%	0.010	27	27	1%	0.032
81	SEGWay Screenline 6 - Inbound	Calibration	1606	1597	-1%	0.234	1246	1240	0%	0.175	250	245	-2%	0.330	109	111	2%	0.192
82	SEGWay Screenline 6 - Outbound	Calibration	1636	1629	0%	0.170	1281	1278	0%	0.075	257	253	-2%	0.282	98	98	0%	0.031
83	SEGWay Screenline 7 - NB	Calibration	1127	1124	0%	0.077	882	882	0%	0.004	176	174	-2%	0.203	68	68	0%	0.025
84	SEGWay Screenline 7 - SB	Calibration	1146	1142	0%	0.116	897	894	0%	0.094	180	177	-2%	0.203	69	71	2%	0.193
85	SEGWay Screenline 8 - EB	Calibration	960	958	0%	0.061	749	748	0%	0.068	151	151	0%	0.044	59	59	1%	0.065
86	SEGWay Screenline 8 - WB	Calibration	970	966	0%	0.118	757	756	0%	0.043	153	149	-2%	0.270	60	61	1%	0.104
87	SEGWay Screenline 9 - NEB	Validation	756	788	4%	1.154	586	611	4%	1.005	118	125	6%	0.618	51	52	1%	0.090
88	SEGWay Screenline 9 - SWB	Validation	762	794	4%	1.146	591	613	4%	0.893	119	127	7%	0.739	52	54	4%	0.254
89	SEGWay Screenline 10 - EB	Validation	967	742	-23%	7.695	760	579	-24%	6.990	152	117	-23%	3.032	54	46	-16%	1.254
90	SEGWay Screenline 10 - WB	Validation	922	780	-15%	4.872	724	606	-16%	4.569	145	123	-15%	1.925	53	51	-4%	0.280
91	North / South Screenline 1 (NE)-NB	Calibration	625	618	-1%	0.272	553	549	-1%	0.167	59	59	0%	0.008	13	10	-22%	0.857
92	North / South Screenline 1 (NE)-SB	Calibration	676	665	-2%	0.424	579	575	-1%	0.146	84	79	-7%	0.616	13	11	-15%	0.553
93	Ipswich (Inner) East Inbound	Calibration	2174	2145	-1%	0.612	1835	1833	0%	0.046	237	235	-1%	0.109	102	77	-24%	2.617
94	Ipswich (Inner) East Outbound	Calibration	2086	2067	-1%	0.404	1764	1768	0%	0.095	228	226	-1%	0.088	94	73	-22%	2.303
95	Ipswich (Inner) West Inbound	Calibration	3731	3745	0%	0.232	3357	3370	0%	0.218	292	291	0%	0.073	81	84	3%	0.308
96	Ipswich (Inner) West Outbound	Calibration	3929	3944	0%	0.246	3526	3540	0%	0.233	310	312	1%	0.127	93	92	-1%	0.071
97	Ipswich (Inner) SE Inbound	Calibration	1673	1664	0%	0.203	1477	1465	-1%	0.322	151	155	3%	0.316	44	45	0%	0.023
98	Ipswich (Inner) SE Outbound	Calibration	1657	1676	1%	0.476	1471	1476	0%	0.147	145	147	1%	0.168	41	53	29%	1.717
99	Ipswich (Outer) North - Inbound	Calibration	731	731	0%	0.001	621	620	0%	0.017	82	82	0%	0.015	29	29	1%	0.061
100	Ipswich (Outer) North - Outbound	Calibration	768	770	0%	0.066	653	654	0%	0.051	88	88	1%	0.053	28	28	0%	0.006
101	Ipswich (Outer) East - Inbound	Calibration	1931	1928	0%	0.063	1560	1560	0%	0.002	290	286	-1%	0.199	81	82	1%	0.075
102	Ipswich (Outer) East - Outbound	Calibration	1966	1967	0%	0.023	1593	1597	0%	0.098	294	292	-1%	0.155	78	78	0%	0.030
103	Ipswich (Outer) South - Inbound	Calibration	1996	1999	0%	0.068	1481	1476	0%	0.128	233	231	-1%	0.154	282	293	4%	0.607
104	Ipswich (Outer) South - Outbound	Calibration	859	860	0%	0.011	695	695	0%	0.002	119	119	0%	0.023	46	46	0%	0.005
105	Ipswich (Outer) West - Inbound	Calibration	2169	2164	0%	0.106	1486	1478	-1%	0.207	365	362	-1%	0.147	319	324	2%	0.325
106	Ipswich (Outer) West - Outbound	Calibration	2182	2176	0%	0.131	1597	1597	0%	0.018	320	316	-1%	0.231	265	263	0%	0.079

Screenline		
ID	Name	Type
107	INR Screenline Eastbound	Validation
108	INR Screenline Westbound	Validation

Interpeak															
All				Car				LGV				HGV			
Observed	Modelled	Difference	GEH	Observed	Modelled	Difference	GEH	Observed	Modelled	Difference	GEH	Observed	Modelled	Difference	GEH
4739	4864	3%	**1.805**	3585	3658	2%	**1.205**	655	662	1%	**0.279**	554	544	-2%	**0.414**
4793	4877	2%	**2.009**	3748	3843	3%	**1.555**	638	619	-3%	**0.758**	407	414	2%	**0.377**

Screenline			PM Peak															
			All				Car				LGV				HGV			
ID	Name	Type	Observed	Modelled	Difference	GEH	Observed	Modelled	Difference	GEH	Observed	Modelled	Difference	GEH	Observed	Modelled	Difference	GEH
1	Screenline 18 South - Inbound	Calibration	1790	1797	0%	0.170	1592	1593	0%	0.033	188	186	-1%	0.096	10	18	69%	1.921
2	Screenline 18 South - Outbound	Calibration	1515	1529	1%	0.354	1348	1348	0%	0.003	159	159	0%	0.022	9	22	155%	3.447
3	Lowestoft Screenline 1 - NB	Calibration	2143	2143	0%	0.009	1902	1902	0%	0.020	225	224	0%	0.050	16	17	2%	0.073
4	Lowestoft Screenline 1 - SB	Calibration	2282	2283	0%	0.013	2025	2025	0%	0.002	240	240	0%	0.028	17	17	2%	0.070
5	Lowestoft Screenline 2 - NB	Calibration	2469	2470	0%	0.033	2195	2197	0%	0.029	259	259	0%	0.019	14	14	0%	0.007
6	Lowestoft Screenline 2 - SB	Calibration	3216	3211	0%	0.091	2860	2858	0%	0.038	337	336	-1%	0.093	19	17	-8%	0.332
7	Screenline 18 North - Inbound	Calibration	1849	1816	-2%	0.759	1631	1600	-2%	0.773	207	205	-1%	0.165	10	11	9%	0.293
8	Screenline 18 North - Outbound	Calibration	1209	1199	-1%	0.301	1080	1070	-1%	0.317	121	121	0%	0.028	8	9	3%	0.082
9	Lowestoft Screenline 4 - EB	Validation	2020	1848	-9%	3.913	1761	1607	-9%	3.755	233	225	-3%	0.496	27	16	-40%	2.271
10	Lowestoft Screenline 4 - WB	Validation	1724	1721	0%	0.062	1505	1524	1%	0.479	193	177	-9%	1.225	26	21	-18%	0.940
11	Lowestoft Screenline 5 - NB	Validation	2041	2042	0%	0.025	1775	1820	3%	1.072	237	203	-14%	2.267	29	18	-37%	2.197
12	Lowestoft Screenline 5 - SB	Validation	2528	2877	14%	6.722	2279	2587	14%	6.243	222	272	22%	3.152	27	19	-30%	1.673
13	Lowestoft Screenline 6 - NB	Validation	1128	1128	0%	0.004	1021	1008	-1%	0.407	100	113	13%	1.293	7	7	-3%	0.087
14	Lowestoft Screenline 6 - SB	Validation	1597	1643	3%	1.159	1412	1455	3%	1.134	176	178	1%	0.128	8	10	24%	0.659
15	East / West Screenline 1 (western)-EB	Validation	3619	3699	2%	1.325	3336	3321	0%	0.257	209	281	34%	4.546	74	98	32%	2.572
16	East / West Screenline 1 (western)-WB	Validation	3871	3832	-1%	0.624	3602	3427	-5%	2.953	187	331	77%	8.943	82	74	-9%	0.858
17	East / West Screenline 2 (North West)-EB	Calibration	1873	1918	2%	1.027	1720	1755	2%	0.840	110	116	5%	0.540	43	47	9%	0.586
18	East / West Screenline 2 (North West)-WB	Calibration	1825	1837	1%	0.278	1695	1706	1%	0.256	96	98	2%	0.170	34	34	-1%	0.054
19	East / West Screenline 3 (South West)-EB	Calibration	2114	2126	1%	0.260	1955	1973	1%	0.415	133	135	2%	0.215	26	18	-34%	1.901
20	East / West Screenline 3 (South West)-WB	Calibration	2393	2461	3%	1.383	2251	2304	2%	1.125	127	141	10%	1.141	15	16	8%	0.312
21	East / West Screenline 4 (East)-EB	Calibration	2853	2882	1%	0.544	2610	2639	1%	0.551	186	188	1%	0.149	57	56	-2%	0.149
22	East / West Screenline 4 (East)-WB	Calibration	3665	3492	-5%	2.894	3361	3212	-4%	2.590	224	226	1%	0.118	80	54	-33%	3.220
23	East / West Screenline 5 (Far East)-EB	Validation	1374	1359	-1%	0.419	1257	1225	-2%	0.891	103	115	12%	1.169	15	18	25%	0.910
24	East / West Screenline 5 (Far East)-WB	Validation	2290	2256	-2%	0.723	2087	2104	1%	0.358	173	121	-30%	4.278	30	31	4%	0.192
25	East / West Screenline 6 (Central)-EB	Validation	3101	3115	0%	0.241	2856	2932	3%	1.423	184	159	-14%	1.938	61	24	-61%	5.791
26	East / West Screenline 6 (Central)-WB	Validation	2912	3176	9%	4.777	2715	2948	9%	4.375	152	185	21%	2.512	45	43	-4%	0.275
27	North / South Screenline 1 (NW)-NB	Calibration	1521	1517	0%	0.112	1450	1450	0%	0.009	48	50	3%	0.238	23	17	-28%	1.425
28	North / South Screenline 1 (NW)-SB	Calibration	854	875	3%	0.727	800	818	2%	0.646	40	42	5%	0.343	13	14	6%	0.210
29	North / south Screenline 2 (Southern)-NB	Validation	2866	2966	3%	1.857	2713	2658	-2%	1.047	113	263	132%	10.923	40	45	12%	0.726

Screenline			PM Peak															
			All				Car				LGV				HGV			
ID	Name	Type	Observed	Modelled	Difference	GEH	Observed	Modelled	Difference	GEH	Observed	Modelled	Difference	GEH	Observed	Modelled	Difference	GEH
30	North / south Screenline 2 (Southern)-SB	Validation	3269	3506	7%	4.072	3115	3232	4%	2.084	124	233	88%	8.161	30	40	35%	1.775
35	Screenline 1 - Inbound	Calibration	2941	2946	0%	0.088	2569	2566	0%	0.064	323	323	0%	0.027	49	57	17%	1.164
36	Screenline 1 - Outbound	Calibration	2872	2879	0%	0.130	2513	2514	0%	0.020	316	314	-1%	0.126	43	51	19%	1.200
37	Screenline 2 - Inbound	Calibration	2068	2066	0%	0.025	1794	1794	0%	0.004	226	225	0%	0.066	48	48	0%	0.002
38	Screenline 2 - Outbound	Calibration	1712	1710	0%	0.050	1489	1486	0%	0.056	187	187	0%	0.005	36	36	0%	0.008
39	Screenline 3 - Inbound	Calibration	3091	3118	1%	0.480	2686	2709	1%	0.455	338	339	0%	0.061	68	70	3%	0.237
40	Screenline 3 - Outbound	Calibration	3586	3548	-1%	0.636	3128	3066	-2%	1.118	393	407	4%	0.694	65	75	16%	1.240
41	Screenline 4 - Inbound	Calibration	1517	1516	0%	0.017	1335	1332	0%	0.067	168	168	0%	0.000	14	16	13%	0.464
42	Screenline 4 - Outbound	Calibration	1512	1552	3%	1.006	1330	1326	0%	0.120	167	167	0%	0.015	15	59	301%	7.271
43	Screenline 5 - Inbound	Calibration	2036	2037	0%	0.020	1767	1768	0%	0.023	222	223	0%	0.038	47	46	-1%	0.090
44	Screenline 5 - Outbound	Calibration	2075	2096	1%	0.465	1804	1823	1%	0.452	227	229	1%	0.163	45	44	-1%	0.070
45	Screenline 6 - Inbound	Calibration	4599	4624	1%	0.368	3962	3983	1%	0.328	498	502	1%	0.158	139	139	1%	0.064
46	Screenline 6 - Outbound	Calibration	4348	4345	0%	0.053	3740	3732	0%	0.133	470	470	0%	0.024	138	143	4%	0.433
47	Screenline 7 - Inbound	Calibration	776	757	-2%	0.691	1148	669	-42%	15.895	144	85	-41%	5.552	30	3	-91%	6.785
48	Screenline 7 - Outbound	Calibration	745	737	-1%	0.284	1121	646	-42%	15.961	141	82	-42%	5.581	24	8	-65%	3.926
49	Screenline 8 - Inbound	Calibration	1211	1194	-1%	0.477	1051	1039	-1%	0.384	132	127	-4%	0.428	27	28	3%	0.146
50	Screenline 8 - Outbound	Calibration	903	968	7%	2.149	777	835	8%	2.075	98	104	7%	0.675	28	28	0%	0.007
51	Screenline 9 - Southbound	Calibration	1109	1107	0%	0.071	957	955	0%	0.061	120	120	0%	0.045	32	32	0%	0.004
52	Screenline 9 - Northbound	Calibration	1378	1375	0%	0.077	1188	1187	0%	0.020	149	151	1%	0.146	41	37	-10%	0.635
53	Screenline 10 - Westbound	Calibration	827	831	0%	0.118	707	710	0%	0.103	89	89	0%	0.031	31	32	1%	0.067
54	Screenline 10 - Eastbound	Calibration	1286	1296	1%	0.287	1099	1104	0%	0.165	138	141	2%	0.249	49	51	4%	0.267
55	Screenline 11 - Northbound	Calibration	971	973	0%	0.065	819	820	0%	0.048	103	104	1%	0.080	49	49	0%	0.022
56	Screenline 11 - Southbound	Calibration	872	875	0%	0.101	734	737	0%	0.115	92	92	0%	0.016	46	46	0%	0.002
57	Screenline 12 - Eastbound	Calibration	982	985	0%	0.092	854	857	0%	0.088	107	108	1%	0.067	20	20	-2%	0.086
58	Screenline 12 - Westbound	Calibration	1052	1055	0%	0.072	910	913	0%	0.098	114	114	0%	0.032	28	28	-1%	0.054
59	Screenline 13 - Northbound	Calibration	2534	2536	0%	0.038	2166	2169	0%	0.061	273	271	-1%	0.084	95	95	0%	0.046
60	Screenline 13 - Southbound	Calibration	2109	2135	1%	0.552	1789	1798	0%	0.209	225	225	0%	0.003	95	112	17%	1.623
61	Screenline 14 - Northbound	Calibration	1194	1196	0%	0.080	1007	1010	0%	0.095	127	126	0%	0.051	60	60	1%	0.040
62	Screenline 14 - Southbound	Calibration	1314	1310	0%	0.086	1107	1104	0%	0.113	139	139	0%	0.010	67	67	1%	0.065
63	Screenline 15 - Northbound	Calibration	1009	1008	0%	0.024	883	882	0%	0.027	111	111	0%	0.016	15	15	-1%	0.035
64	Screenline 15 - Southbound	Calibration	787	786	0%	0.017	679	679	0%	0.006	85	85	-1%	0.060	22	22	0%	0.019
71	SEGWay Screenline 1 - Inbound	Calibration	912	918	1%	0.193	791	798	1%	0.253	101	101	-1%	0.052	20	19	-4%	0.173
72	SEGWay Screenline 1 - Outbound	Calibration	920	919	0%	0.011	806	805	0%	0.029	102	102	0%	0.005	12	12	5%	0.155
73	SEGWay Screenline 2 - NB	Calibration	621	621	0%	0.011	538	537	0%	0.020	73	73	0%	0.008	10	11	1%	0.036
74	SEGWay Screenline 2 - SB	Calibration	598	594	-1%	0.172	518	518	0%	0.011	70	70	-1%	0.061	10	6	-39%	1.382
75	SEGWay Screenline 3 - NB	Calibration	949	948	0%	0.050	825	825	0%	0.013	107	106	-1%	0.114	17	17	0%	0.004
76	SEGWay Screenline 3 - SB	Calibration	1107	1103	0%	0.140	963	962	0%	0.042	124	121	-2%	0.271	20	20	-2%	0.075
77	SEGWay Screenline 4 - Inbound	Calibration	901	902	0%	0.044	779	779	0%	0.005	99	100	1%	0.062	23	23	2%	0.113

Screenline			PM Peak															
			All				Car				LGV				HGV			
ID	Name	Type	Observed	Modelled	Difference	GEH	Observed	Modelled	Difference	GEH	Observed	Modelled	Difference	GEH	Observed	Modelled	Difference	GEH
78	SEGWay Screenline 4 - Outbound	Calibration	1009	1014	1%	0.160	879	883	1%	0.149	112	114	2%	0.185	19	17	-7%	0.300
79	SEGWay Screenline 5 - Inbound	Calibration	626	625	0%	0.039	545	544	0%	0.043	69	69	0%	0.031	12	12	-2%	0.064
80	SEGWay Screenline 5 - Outbound	Calibration	744	744	0%	0.002	649	648	0%	0.013	82	82	0%	0.029	13	14	1%	0.040
81	SEGWay Screenline 6 - Inbound	Calibration	1902	1903	0%	0.017	1643	1646	0%	0.073	207	205	-1%	0.144	53	53	0%	0.022
82	SEGWay Screenline 6 - Outbound	Calibration	2565	2595	1%	0.593	2237	2254	1%	0.355	281	294	5%	0.750	47	47	1%	0.090
83	SEGWay Screenline 7 - NB	Calibration	1639	1635	0%	0.087	1402	1400	0%	0.066	206	205	0%	0.060	31	31	-1%	0.035
84	SEGWay Screenline 7 - SB	Calibration	1451	1451	0%	0.005	1241	1241	0%	0.002	182	183	0%	0.017	27	27	0%	0.007
85	SEGWay Screenline 8 - EB	Calibration	1140	1139	0%	0.037	977	975	0%	0.045	141	141	0%	0.000	23	23	1%	0.032
86	SEGWay Screenline 8 - WB	Calibration	1046	1047	0%	0.022	896	897	0%	0.040	127	127	-1%	0.071	23	23	1%	0.069
87	SEGWay Screenline 9 - NEB	Validation	1047	1068	2%	0.639	889	910	2%	0.675	137	134	-2%	0.194	21	24	13%	0.591
88	SEGWay Screenline 9 - SWB	Validation	905	889	-2%	0.507	769	759	-1%	0.330	118	114	-3%	0.362	18	16	-12%	0.522
89	SEGWay Screenline 10 - EB	Validation	1235	998	-19%	7.099	1073	857	-20%	6.954	135	119	-12%	1.406	27	22	-20%	1.078
90	SEGWay Screenline 10 - WB	Validation	892	808	-9%	2.861	769	689	-10%	2.941	97	93	-4%	0.408	26	26	0%	0.003
91	North / South Screenline 1 (NE)-NB	Calibration	1059	1058	0%	0.030	989	990	0%	0.038	62	61	0%	0.011	8	6	-25%	0.771
92	North / South Screenline 1 (NE)-SB	Calibration	927	956	3%	0.923	845	875	3%	0.997	76	77	2%	0.140	6	4	-35%	0.956
93	Ipswich (Inner) East Inbound	Calibration	2670	2789	4%	2.270	2425	2536	5%	2.216	219	226	4%	0.531	27	27	1%	0.062
94	Ipswich (Inner) East Outbound	Calibration	2707	2729	1%	0.424	2478	2495	1%	0.331	212	217	2%	0.320	17	18	5%	0.216
95	Ipswich (Inner) West Inbound	Calibration	4391	4473	2%	1.241	4125	4192	2%	1.036	209	219	5%	0.717	57	62	9%	0.688
96	Ipswich (Inner) West Outbound	Calibration	5314	5438	2%	1.691	5004	5104	2%	1.397	237	258	9%	1.359	72	76	5%	0.383
97	Ipswich (Inner) SE Inbound	Calibration	2154	2109	-2%	0.981	2005	1964	-2%	0.909	120	115	-4%	0.434	29	29	0%	0.016
98	Ipswich (Inner) SE Outbound	Calibration	1856	1907	3%	1.166	1722	1768	3%	1.109	106	109	3%	0.277	28	29	5%	0.259
99	Ipswich (Outer) North - Inbound	Calibration	1410	1431	2%	0.561	1288	1299	1%	0.306	103	116	12%	1.227	19	17	-14%	0.623
100	Ipswich (Outer) North - Outbound	Calibration	1397	1407	1%	0.257	1301	1303	0%	0.072	82	82	0%	0.019	15	22	46%	1.598
101	Ipswich (Outer) East - Inbound	Calibration	2508	2475	-1%	0.660	2216	2197	-1%	0.405	248	234	-6%	0.891	44	44	0%	0.012
102	Ipswich (Outer) East - Outbound	Calibration	2588	2582	0%	0.114	2277	2272	0%	0.115	265	265	0%	0.008	45	45	0%	0.024
103	Ipswich (Outer) South - Inbound	Calibration	3157	3187	1%	0.529	2628	2655	1%	0.519	272	269	-1%	0.183	257	263	2%	0.383
104	Ipswich (Outer) South - Outbound	Calibration	1377	1387	1%	0.265	1217	1220	0%	0.063	140	142	2%	0.195	20	26	26%	1.110
105	Ipswich (Outer) West - Inbound	Calibration	3062	3067	0%	0.098	2489	2490	0%	0.020	403	407	1%	0.175	170	171	1%	0.071
106	Ipswich (Outer) West - Outbound	Calibration	3440	3450	0%	0.166	2989	2996	0%	0.132	317	316	0%	0.024	134	137	2%	0.254

Screenline		
ID	Name	Type
107	INR Screenline Eastbound	Validation
108	INR Screenline Westbound	Validation

PM Peak															
All				Car				LGV				HGV			
Observed	Modelled	Difference	GEH	Observed	Modelled	Difference	GEH	Observed	Modelled	Difference	GEH	Observed	Modelled	Difference	GEH
7128	7011	-2%	**0.302**	6031	6119	1%	**1.136**	748	562	**-25%**	**7.262**	350	330	**-6%**	**1.072**
6968	7045	1%	**1.921**	6025	6160	2%	**1.737**	620	550	**-11%**	**2.904**	323	335	4%	**0.650**

62-64 Hills Road
Cambridge
CB2 1LA

wsp.com