



Suffolk Fire and Rescue Service

Summary of Performance Q3 Oct - Dec 2022

www.suffolk.gov.uk/suffolk-fire-and-rescue-service

Suffolk Fire and Rescue Service Fire and Public Safety Directorate

Endeavour House, 8 Russell Road, Ipswich, IP1 2BX

Email: fire.businesssupport@suffolk.gov.uk

General Enquiries: 01473 260588 (Emergency: 999)

Twitter: www.twitter.com/SuffolkFire



Suffolk Fire Stations

35 Fire Stations

4 Shift Stations **2** Day Crew Stations


Supported by


1 County Day Crew
All our Stations have On-call crews

 **13** Specialist Vehicles

43 frontline Fire Engines

Oct - Dec 2022 we did...

 **22** Animal Rescues

 **27** Persons rescued (Fire Related)

 **85** Assist Ambulance

 **12** Safeguarding referrals

Fire Service Incidents Oct - Dec 2022

Total Incidents 1454



794
False Alarms



161
Fires



156
Property Fires



73
Road Traffic Collisions



270
Special Services



Response Standards Oct - Dec 2022

There are no nationally specified standards for fire services to respond to property fire or RTC emergencies. Suffolk endeavours to meet our locally agreed standards on 80% of occasions.

RS	Description	Q2
1	First fire engine to a property fire in 11 mins	65%
2	Second fire engine to a property fire in 16 mins	74%
3	First fire engine to a road traffic collision in 13 mins	61%



Time to alert relevant station



Time for the Fire engine to mobilise (leave the station)



Time to arrive at the incident



Our People

568 Operational Staff



383 On-Call Firefighters

128 Wholetime Firefighters

32 Officers

25 Non Station Based Operational Staff

Many of our staff are also on-call, both operational firefighters and support staff.

80 Support Staff

Support staff carry out a variety of roles, from Prevention, Protection, FireIT, Fleet Mechanics and Business Support to the Service..



Prevention and Protection Oct-Dec 2022

Home Fire Safety Visits



677

Building Audits



210 Audits
69 High risk premises

Fire Fatalities & Casualties Oct - Dec 2022

Casualties **3**

Fatalities **1**



On Call Fire Engine Availability Oct - Dec 2022

Overall Availability	80%	20%
Day Availability	71%	29%
Night Availability	88%	12%
Weekend Availability	80%	20%

■ Available

■ Not Available

SFRS services include

Emergency response

Fire Prevention

Fire Safety advice

Youth Education

Road Safety

Licensing consultation

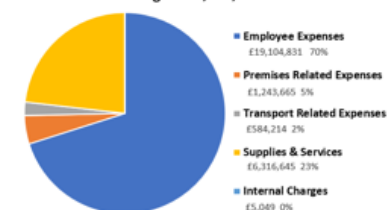
Building Regulations consultation

Premise Protection Audits

999 Fire Control

Our Budget 2022-23

Suffolk Fire and Rescue Service
Gross Expenditure 2022 -23
Budget £26,823,063



2022 HMICFRS Inspection Rating

Effectiveness	Good
Efficiency	Requires Improvement
People	Good