



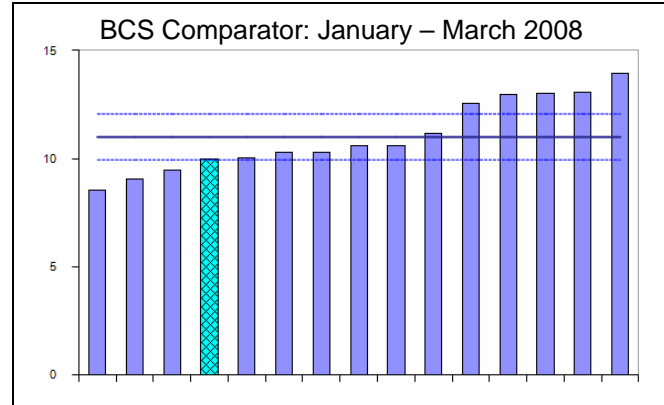
Target Monitoring and Performance Report

Waveney CSP

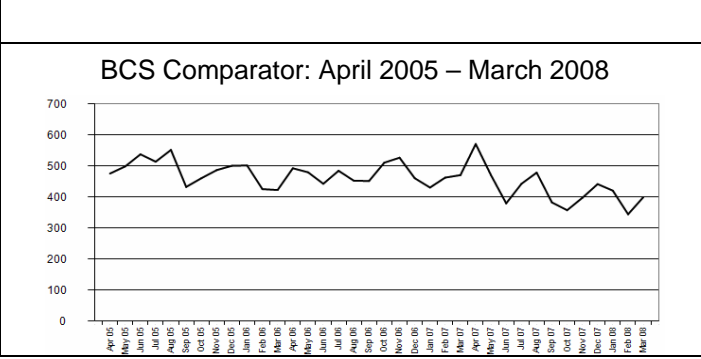
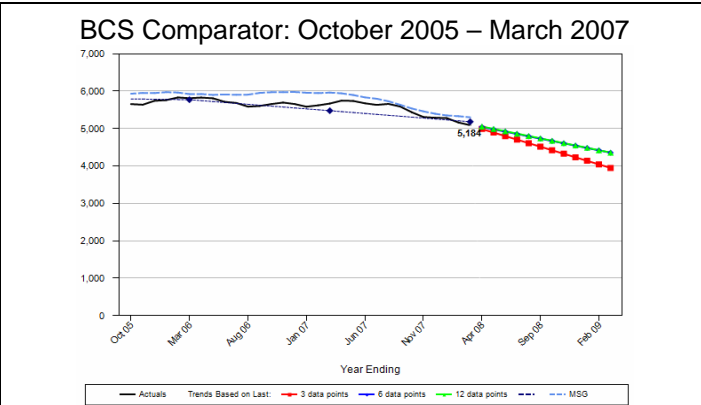
2007 - 2008

BRITISH CRIME SURVEY COMPARATOR OFFENCES

Objective	Baseline	2006/07 & effect on target	Quarter 1 Apr-Jun 07-08	Quarter 2 July-Sept 07-08	6 months Apr-Sept 07-08	Quarter 3 Oct-Dec 07-08	9 months Apr-Dec 07-08	Quarter 4 Jan-Mar 07-08	Full year Apr-Mar 07-08
Reduce BCS offences by 18.5% (1180 offences) by March 2008 to 5184 compared to baseline.	6361 offences 2003-04	2006/07: 5670 offences 8.6% reduction (486 offences) now to be achieved in 1 year.	Qtrly target 1296 1422 offences 126 ↑ target 6 ↑ qtr1 06-07	Qtrly target 1296 1305 offences 9 ↑ target 85 ↓ qtr2 06-07	6mth target 2592 2727 offences 135 ↑ target 79 ↓ 6mth 06-07	Qtrly target 1296 1198 offences 98 ↓ target 301 ↓ qtr3 06-07	9mth target 3888 3925 offences 37 ↑ target 380 ↓ 9mth 06-07	Qtrly target 1296 1166 offences 130 ↓ target 199 ↓ qtr4 06-07	Year target 5184 5091 offences 93 ↓ target 579 ↓ 12mth 06-07



The rate of BCS comparator offences in Waveney remains very close to the Most Similar Family average rate of 11 crimes per 1000 residents.



RELATED INFORMATION:

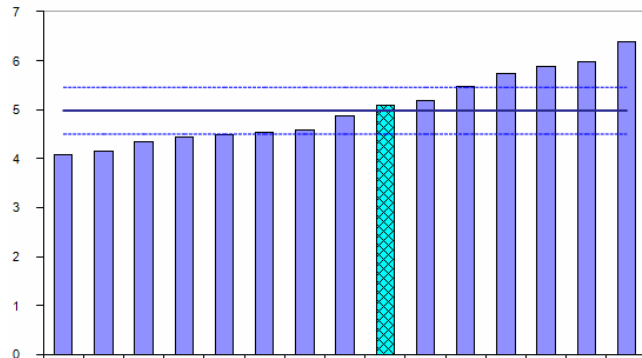
PSA1 ACHIEVEMENT: Waveney CSP has achieved a 20% reduction in BCS Comparator Crime over the 3-year period April 2005 – March 2008.

— Actuals Trends Based on Last: — 3 data points — 6 data points — 12 data points — MSF - - - Target

CRIMINAL DAMAGE AND ARSON

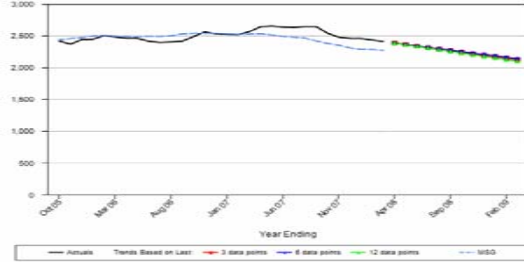
Objective	Baseline	2006/07 & effect on target	Quarter 1 Apr-Jun 07-08	Quarter 2 July-Sept 07-08	6 months Apr-Sept 07-08	Quarter 3 Oct-Dec 07-08	9 months Apr-Dec 07-08	Quarter 4 Jan-Mar 07-08	Full year Apr-Mar 07-08
Reduce criminal damage by 20% (558 offences) by March 2008 to 2230 compared to baseline.	2788 offences 2003-04	2006/07: 2568 offences 13.2% reduction (338 offences) now to be achieved in 1 year.	Qtrly target 558 710 offences 152 ↑ target 77 ↑ qtr1 06-07	Qtrly target 558 570 offences 12 ↑ target 6 ↑ qtr2 06-07	6mth target 1116 1280 offences 164 ↑ target 83 ↑ 6mth 06-07	Qtrly target 557 539 offences 18 ↓ target 190 ↓ qtr3 06-07	9mth target 1673 1819 offences 146 ↑ target 107 ↓ 9mth 06-07	Qtrly target 557 594 offences 37 ↑ target 48 ↓ qtr4 06-07	Year target 2230 2413 offences 183 ↑ target 155 ↓ 12mth 06-07
Reduce deliberate fires by 10% (71 fires) across Suffolk by 2010 to 634. Property+ vehicle fires (excl. derelict vehicles)	705 deliberate fires 2001-02 (ODPM baseline)	2006/07: 515 deliberate fires 0% reduction (0 fires) now to be achieved in 1 year.	Qtrly target 159 135 offences 24 ↓ target 5 ↑ qtr1 06-07	Qtrly target 159 126 offences 33 ↓ target 31 ↓ qtr2 06-07	Qtrly target 318 261 offences 57 ↓ target 26 ↓ 6mth 06-07	Qtrly target 158 115 offences 43 ↓ target 9 ↑ qtr3 06-07	9mth target 476 376 offences 100 ↓ target 17 ↓ 9mth 06-07	Qtrly target 158 96 offences 62 ↓ target 26 ↓ qtr4 06-07	Year target 634 472 offences 162 ↓ target 43 ↓ 12mth 06-07

Criminal Damage: January – March 2008

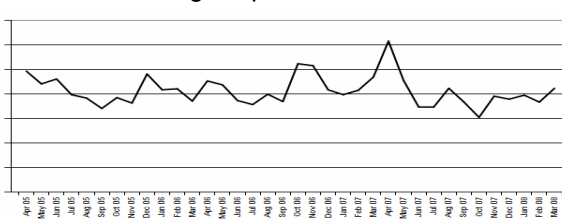


The rate of criminal damage in Waveney, at 5.0 crimes per 1000 residents, is now just above the Most Similar Family average rate of 4.9, and has risen to seventh highest in the group.

Criminal Damage: October 2005 – March 2007



Criminal Damage: April 2005 – March 2008

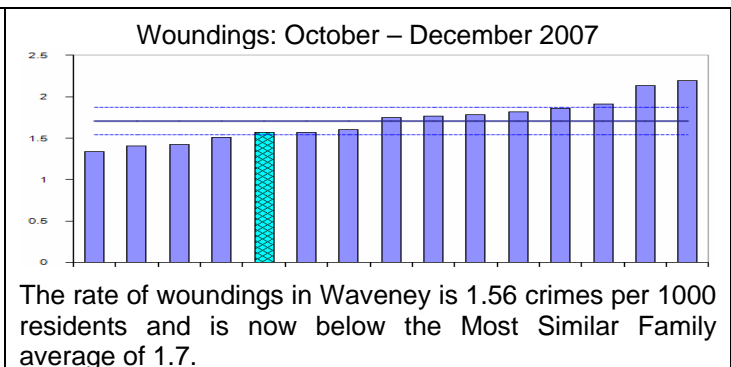
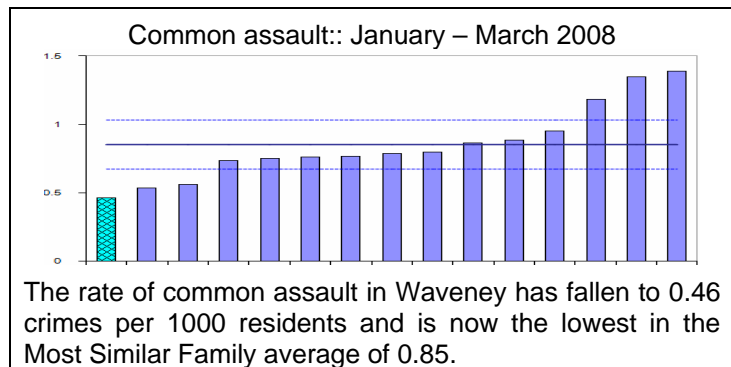


RELATED INFORMATION:

PSA1 ACHIEVEMENT: Waveney CSP has achieved a 13% reduction in Criminal Damage over the 3-year period April 2005 – March 2008.

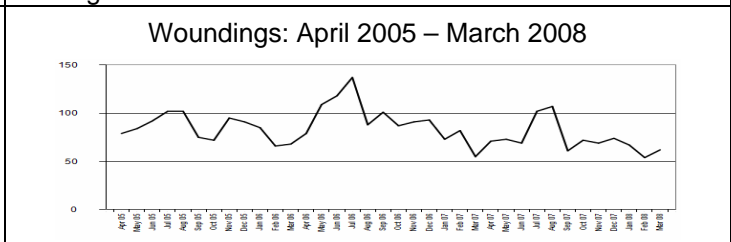
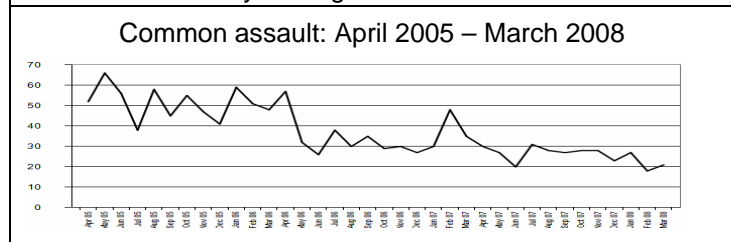
VIOLENT CRIME: COMMON ASSAULT & WOUNDINGS

Objective	Baseline	2006/07 & effect on target	Quarter 1 Apr-Jun 07-08	Quarter 2 July-Sept 07-08	6 months Apr-Sept 07-08	Quarter 3 Oct-Dec 07-08	9 months Apr-Dec 07-08	Quarter 4 Jan-Mar 07-08	Full year Apr-Mar 07-08
Reduce common assault by 12% (71 offences) by March 2008 to 521 compared to baseline.s	592 offences 2003-04	2006/07: 417 offences 0% reduction (0 offences) now to be achieved in 1 year.	Qtrly target 131 77 offences 54 ↓ target 38 ↓ qtr1 06-07	Qtrly target 130 86 offences 44 ↓ target 17 ↓ qtr2 06-07	6mth target 261 163 offences 98 ↓ target 55 ↓ 6mth 06-07	Qtrly target 130 79 offences 51 ↓ target 7 ↓ qtr3 06-07	9mth target 391 242 offences 149 ↓ target 62 ↓ 9mth 06-07	Qtrly target 130 66 offences 64 ↓ target 47 ↓ qtr4 06-07	Year target 521 308 offences 213 ↓ target 109 ↓ 12mth 06-07
Reduce woundings by 2.5% (24 offences) by March 2008 to 938 compared to baseline.	962 offences 2003-04	2006/07: 1113 offences 15.7% reduction (175 offences) now to be achieved in 1 year.	Qtrly target 235 213 ↓ offences 22 ↓ target 93 ↓ qtr1 06-07	Qtrly target 235 270 offences 35 ↑ target 56 ↓ qtr2 06-07	6mth target 470 483 offences 13 ↑ target 149 ↓ 6mth 06-07	Qtrly target 234 215 offences 19 ↓ target 56 ↓ qtr3 06-07	9mth target 704 698 offences 6 ↓ target 205 ↓ 9mth 06-07	Qtrly target 234 183 offences 51 ↓ target 27 ↓ qtr4 06-07	Year target 938 881 offences 57 ↓ target 232 ↓ 12mth 06-07



RELATED INFORMATION:

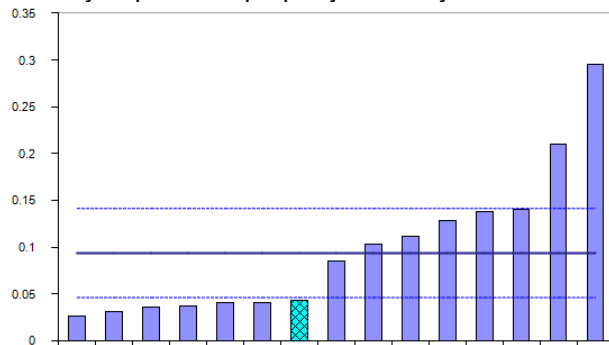
PSA1 ACHIEVEMENT: Waveney CSP has achieved an 8% reduction in Woundings and a 48% reduction in Common Assault over the 3-year period April 2005 – March 2008.



VIOLENT CRIME: ROBBERY OF PERSONAL PROPERTY & VIOLENCE IN A PUBLIC PLACE RELATED TO ALCOHOL

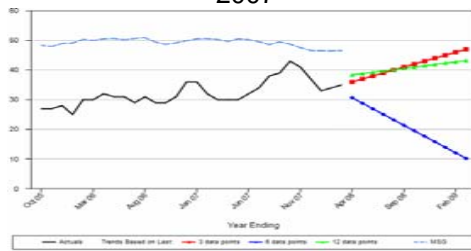
Objective	Baseline	2006/07 & effect on target	Quarter 1 Apr-Jun 07-08	Quarter 2 July-Sept 07-08	6 months Apr-Sept 07-08	Quarter 3 Oct-Dec 07-08	9 months Apr-Dec 07-08	Quarter 4 Jan-Mar 07-08	Full year Apr-Mar 07-08
Reduce robbery of personal property by 55% (26 offences) by March 2008 to 21 compared to baseline.	47 offences 2003-04	2006/07: 30 offences 30% reduction (9 offences) now to be achieved in 1 year.	Qtrly target 6 7 offences 1 ↑ target 2 ↑ qtr1 06-07	Qtrly target 5 13 offences 8 ↑ target 6 ↑ qtr2 06-07	6mth target 11 20 offences 9 ↑ target 8 ↑ 6mth 06-07	Qtrly target 5 10 offences 5 ↑ target 2 ↓ qtr3 06-07	9mth target 16 30 offences 14 ↑ target 6 ↑ 9mth 06-07	Qtrly target 5 5 offences same as target 2 ↓ qtr4 06-07	Year target 21 35 offences 14 ↑ target 5 ↑ 12mth 06-07
Reduce VIAPP related to alcohol by 10% (288 offences) across Suffolk by March 2008 to 2592 compared to baseline.	2880 offences 2004-05	2006/07: 3562 offences 27.2% reduction (970 offences) now to be achieved in 1 year.	Qtrly target 609 887 offences 278 ↑ target 38 ↑ qtr1 06-07	Qtrly target 687 1086 offences 399 ↑ target 6 ↓ qtr2 06-07	6mth target 1296 1973 offences 677 ↑ target 32 ↑ 6 mth 06-07	Qtrly target 736 837 offences 101 ↑ target 125 ↓ qtr3 06-07	9mth target 2032 2810 offences 778 ↑ target 93 ↓ 9mth 06-07	Qtrly target 560 943 offences 383 ↑ target 284 ↑ qtr4 06-07	Year target 2592 3753 offences 1161 ↑ target 191 ↑ 12mth 06-07

Robbery of personal property: January – March 2008

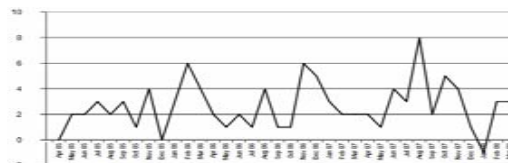


The rate of robbery of personal property in Waveney, at 0.04 crimes per 1000 residents, has fallen and is now significantly below the Most Similar Family average. The position remains seventh in the group.

Robbery of personal property: October 2005 – March 2007



Robbery of personal property: April 2005 – March 2008



RELATED INFORMATION:

PSA1 ACHIEVEMENT: Waveney CSP has achieved a 26% reduction in Personal Robbery over the 3-year period April 2005 – March 2008.

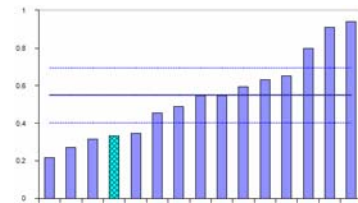
VIAPP (Violence In A Public Place) related to alcohol has been consistently over target in Suffolk since April 2005. It has been noted that performance against this target may be affected by the issuing of Fixed Penalty Notices by the Police, in the enforcement on more minor disorder offences early in the evening, to negate more serious offending later in the evening.

VEHICLE CRIME

Objective	Baseline	2006/07 & effect on target	Quarter 1 Apr-Jun 07-08	Quarter 2 July-Sept 07-08	6 months Apr-Sept 07-08	Quarter 3 Oct-Dec 07-08	9 months Apr-Dec 07-08	Quarter 4 Jan-Mar 07-08	Full year Apr-Mar 07-08
Reduce theft of a motor vehicle by 25% (58 offences) by March 2008 to 174 compared to baseline.	232 offences 2003-04	2006/07: 169 offences 0% reduction (0 offences) now to be achieved in 1 year.	Qtrly target 44 41 offences 3 ↓ target 2 ↑ qtr1 06-07	Qtrly target 44 35 offences 9 ↓ target 9 ↓ qtr2 06-07	6mth target 88 76 offences 12 ↓ target 7 ↓ 6mth 06-07	Qtrly target 43 27 offences 16 ↓ target 21 ↓ qtr3 06-07	9mth target 131 103 offences 28 ↓ target 28 ↓ 9mth 06-07	Qtrly target 43 39 offences 4 ↓ target 1 ↑ qtr4 06-07	Year target 174 142 offences 32 ↓ target 27 ↓ 12mth 06-07
Reduce theft from motor vehicle by 5% (29 offences) by March 2008 to 559 compared to baseline.	588 offences 2004-05	2006/07: 556 offences 0% reduction (0 offences) now to be achieved in 1 year.	Qtrly target 140 119 offences 21 ↓ target 32 ↓ qtr1 06-07	Qtrly target 140 108 offences 32 ↓ target 21 ↓ qtr2 06-07	6mth target 280 227 offences 53 ↓ target 53 ↓ 6mth 06-07	Qtrly target 140 94 offences 46 ↓ target 39 ↓ qtr3 06-07	9mth target 420 321 offences 99 ↓ target 92 ↓ 9mth 06-07	Qtrly target 139 106 offences 33 ↓ target 37 ↓ qtr4 06-07	Year target 559 427 offences 132 ↓ target 129 ↓ 12mth 06-07
Reduce vehicle interference by 32.5% (38 offences) by March 2008 to 79 compared to baseline.	117 offences 2004-05	2006/07: 75 offences 0% reduction (0 offences) now to be achieved in 1 year.	Qtrly target 20 24 offences 4 ↑ target 6 ↑ qtr1 06-07	Qtrly target 20 16 offences 4 ↓ target 4 ↑ qtr2 06-07	6mth target 40 40 offences same as target 10 ↑ 6mth 06-07	Qtrly target 20 14 offences 6 ↓ target 6 ↓ qtr3 06-07	9mth target 60 54 offences 6 ↓ target 4 ↑ 9mth 06-07	Qtrly target 19 15 offences 4 ↓ target 10 ↓ qtr4 06-07	Year target 79 69 offences 10 ↓ target 6 ↓ 12mth 06-07

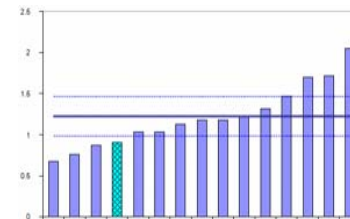
Theft of motor vehicle: January – March 2008

The rate of theft of motor vehicle in Waveney, at 0.33 crimes per 1000 residents, is now the fourth lowest in the Most Similar Family, and significantly below the average rate of 0.5.



Theft from motor vehicle: January – March 2008

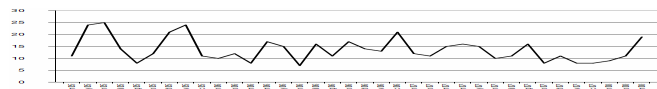
The rate of theft from motor vehicle in Waveney, at 0.9 crimes per 1000 residents, has risen from third to fourth lowest in the Most Similar Family, and remains significantly below the average rate of 1.2.



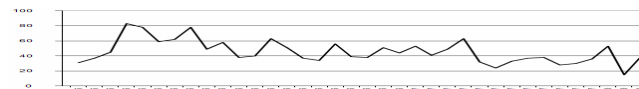
RELATED INFORMATION:

PSA1 ACHIEVEMENT: Waveney CSP has achieved a 27% reduction in Theft From Motor Vehicle, a 39% reduction in Theft Of Motor Vehicle and a 41% reduction in Vehicle Interference over the 3-year period April 2005 – March 2008.

Theft of motor vehicle: April 2005 – March 2008



Theft from motor vehicle: April 2005 – March 2008

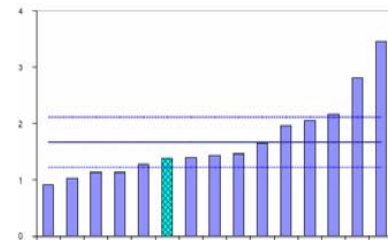


DOMESTIC BURGLARY, THEFT OF CYCLE & THEFT FROM THE PERSON

Objective	Baseline	2006/07 & effect on target	Quarter 1 Apr-Jun 07-08	Quarter 2 July-Sept 07-08	6 months Apr-Sept 07-08	Quarter 3 Oct-Dec 07-08	9 months Apr-Dec 07-08	Quarter 4 Jan-Mar 07-08	Full year Apr-Mar 07-08
Reduce domestic burglary by 58% (346 offences) by March 2008 to 250 compared to baseline.	596 offences 2003-04	2006/07: 287 offences 12.9% reduction (37 offences) now to be achieved in 1 year.	Qtrly target 63 96 offences 33 ↑ target 41 ↑ qtr1 06-07	Qtrly target 63 74 offences 11 ↑ target 15 ↑ qtr2 06-07	6mth target 126 170 offences 44 ↑ target 56 ↑ 6mth 06-07	Qtrly target 62 115 offences 53 ↑ target 29 ↑ qtr3 06-07	9mth target 188 285 offences 97 ↑ target 85 ↑ 9mth 06-07	Qtrly target 62 69 offences 7 ↑ target 11 ↓ qtr4 06-07	Year target 250 354 offences 104 ↑ target 79 ↑ 12mth 06-07
Reduce theft of a cycle by 5% (18 offences) by March 2008 to 349 compared to baseline.	367 offences 2004-05	2006/07: 407 offences 14.3% reduction (58 offences) now to be achieved in 1 year.	Qtrly target 88 98 offences 10 ↑ target 13 ↑ qtr1 06-07	Qtrly target 87 92 offences 5 ↑ target 13 ↑ qtr2 06-07	6mth target 175 190 offences 15 ↑ target 26 ↑ 6mth 06-07	Qtrly target 87 79 offences 8 ↓ target 19 ↓ qtr3 06-07	9mth target 262 269 offences 7 ↑ target 7 ↑ 9mth 06-07	Qtrly target 87 58 offences 29 ↓ target 34 ↓ qtr4 06-07	Year target 349 327 offences 22 ↓ target 80 ↓ 12mth 06-07
Reduce theft from the person by 12% (9 offences) by March 2008 to 63 compared to baseline.	72 offences 2004-05	2006/07: 48 offences 0% reduction (0 offences) now to be achieved in 1 year.	Qtrly target 16 37 offences 21 ↑ target 28 ↑ qtr1 06-07	Qtrly target 16 41 offences 25 ↑ target 26 ↑ qtr2 06-07	6mth target 32 78 offences 46 ↑ target 54 ↑ 6mth 06-07	Qtrly target 16 26 offences 10 ↑ target 10 ↑ qtr3 06-07	9mth target 48 104 offences 56 ↑ target 64 ↑ 9mth 06-07	Qtrly target 15 13 offences 2 ↓ target 5 ↑ qtr4 06-07	Year target 63 117 offences 54 ↑ target 69 ↑ 12mth 06-07

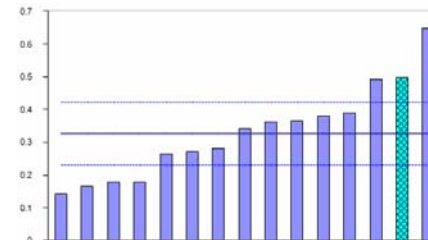
Domestic burglary: January – March 2008

The rate of domestic burglary in Waveney has fallen to 1.3 crimes per 1000 residents as the Most Similar Family average rate has fallen to 1.6.



Theft of cycle: January – March 2008

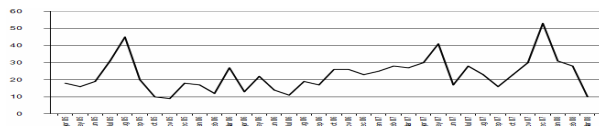
The rate of theft of cycle in Waveney has fallen to 0.4 crimes per 1000 residents and remains the second highest in the Family, well above the Most Similar Family average rate of 0.3.



RELATED INFORMATION:

PSA1 ACHIEVEMENT: Waveney CSP has achieved a 38% reduction in Burglary Dwelling and an 11% reduction in Theft Of Pedal Cycle offences over the 3-year period April 2005 – March 2008. Theft From Person offences have increased by 63% in the same period.

Domestic burglary: April 2005 – March 2008



Theft of cycle: April 2005 – March 2008



WAVENEY 2007-08. BCS target % reduction: 18.5%

ANTI-SOCIAL BEHAVIOUR

Objective	Baseline	Basket of indicators	Quarter 1 Apr-Jun 07-08	Quarter 2 July-Sept 07-08	6 months Apr-Sept 07-08	Quarter 3 Oct-Dec 07-08	9 months Apr-Dec 07-08	Quarter 4 Jan-Mar 07-08	Full year Apr-Mar 07-08
Reduce ASB by 5% by March 2008	x incidents 2005-06	Reduce noisy neighbours by 5% (x incidents) by March 2008 to x compared to baseline.	Qtrly target x XX incidents XX ↑ or ↓ target	Qtrly target x	6mth target x	Qtrly target x	9mth target x	Qtrly target x	Year target x
Reduce ASB by 5% by March 2008	x incidents 2005-06	Reduce abandoned cars by 5% (x incidents) by March 2008 to x compared to baseline.	Qtrly target x XX incidents XX ↑ or ↓ target	Qtrly target x	6mth target x	Qtrly target x	9mth target x	Qtrly target x	Year target x
Reduce ASB by 5% by March 2008	x incidents 2005-06	Reduce fly tipping by 5% (x incidents) by March 2008 to x compared to baseline.	Qtrly target x XX incidents XX ↑ or ↓ target	Qtrly target x	6mth target x	Qtrly target x	9mth target x	Qtrly target x	Year target x
Reduce the number of people who perceive ASB as a problem to 3% by March 2008	9.3% BCS Dec 2004	Sept 2006: 10.3% 7.3% pts reduction now to be achieved in 1 year.	7.9% March 2007	6.9% June 2007	6.4% September 2007		7.7% December 2007		

WAVENEY 2007-08. BCS target % reduction: 18.5%

DOMESTIC VIOLENCE, RACIAL HARASSMENT, SECTION 17 & DAAT

Objective	Baseline	2006/07 & effect on target	Quarter 1 Apr-Jun 07-08	Quarter 2 July-Sept 07-08	Quarter 3 Oct-Dec 07-08	Quarter 4 Jan-Mar 07-08
Reduce the rate of repeat domestic violence offending by 5% by March 2008 to 36.0% across the county	37.9% 2004-05	2006-07: 41.0% Means 5%pt reduction now to be achieved in 1 year.	Qtrly target 39.0% 39.9% of incidents 0.9% pts ↑ target	Qtrly target 38.0% 27.6% of incidents 10.4% pts ↓ target	Qtrly target 37.0% 29.3% of incidents 7.7% pts ↓ target	Qtrly target 36.0% 27.1% of incidents 8.9% pts ↓ target
Reduce the proportion of domestic violence incidents reported to the Police where alcohol was a factor by 10% by March 2008 to 38.3% across the county (DV alc project worker in post 09/06)	42.6% 2004-05	2006-07: 43.3% Means 5%pt reduction now to be achieved in 1 year.	Qtrly target 40.5% 39.9% of incidents 0.6% pts ↓ target	Qtrly target 39.8% 41.1% of incidents 1.3% pts ↑ target	Qtrly target 38.8% 43.6% of incidents 4.8% pts ↑ target	Qtrly target 38.3% 35.2% of incidents 3.1% pts ↓ target
The number of racial harassment incidents reported to the Racial Harassment Initiative in Waveney		2006-07: 95 incidents	7 Incidents	19 Incidents	18 Incidents	
Increase awareness of the responsibilities under Section 17 to take account of community safety in all local authority work						
Reduce the proportion of BCS respondents who perceive that people using or dealing drugs are a very or fairly big problem in their local area to 15% across the county by March 2008	17.5% March 2005	Sept 2006: 13.9% On target	14.3% March 2007	13.3% June 2007	15.4% September 2007	15.7% December 2008
Increase drug and alcohol awareness/education in the local community to 25 events by March 2007.	16 events 2003-04	2006-07: 7 events Means 18 more events must be hosted before March 2008	No events (Educator in post June 2007)	3 Events	6 Events	4 Events

WAVENEY 2007-08. BCS target % reduction: 18.5%

Objective	Baseline March 2006		Snapshot for Coastal PPO area for June 2007:		Snapshot for Coastal PPO area for Sept 2007:		Snapshot for Coastal PPO area for Dec 2007:		Snapshot for Coastal PPO area for March 2008:	
	A	0	A	8	A	8	A	8	A	
To maintain an effective Prolific and other Priority Offenders Scheme.	B	0	B	0	B	1	B	1	B	
	C	0	C	1	C	0	C	1	C	
	D	0	D	9	D	4	D	8	D	
	E	0	E	23	E	16	E	22	E	
	F	13	F	0	F	2	F	1	F	
	G1	0	G1	15	G1	22	G1	20	G1	
	G2	0	G2	3	G2	1	G2	0	G2	
	Total	13	Total	59	Total	54	Total	61	Total	

Coastal PPO area covers Suffolk Coastal and Waveney CSP areas

Key to the position of PPOs on the PPO journey:

KEY FROM DECEMBER 2005	
A	At liberty and subject only to basic monitoring
B	At liberty and subject to a voluntary rehabilitative intervention
C	At liberty and subject to proactive targeting by the police
D	In the criminal justice system (arrest to sentence)
E	Under active supervision in the community
F	Subject to enforcement proceedings
G1	In custody - sentence
G2	In custody - remand

Force Overview Report - Suffolk and CDRPs
Crimes
Data To The End Of Mar 08

Force/CDRP	All Crime	BCS Comparator	Domestic Burglary	Vehicle Crime (exc Veh Interference)	Robbery	Violent Crime
Suffolk						
Babergh						
Forest Heath						
Ipswich						
Mid Suffolk						
St Edmundsbury						
Suffolk Coastal						
Waveney						

Key to Performance Comparisons

Across Time - Shape

- Clearly Improving
- Improving
- No apparent change
- Clearly Deteriorating
- Deteriorating

Based on Significant Change

Against Peers - Ladder

- Better than
- In line with peers
- Worse than

Based on last 3 months

Click on the ladder to view corresponding charts